





LENIN





WORKERS OF ALL COUNTRIES, UNITE!

LENIN

COLLECTED WORKS

40



THE RUSSIAN EDITION WAS PRINTED
IN ACCORDANCE WITH A DECISION
OF THE NINTH CONGRESS OF THE R.C.P.(B.)
AND THE SECOND CONGRESS OF SOVIETS
OF THE U.S.S.R.

ИНСТИТУТ МАРКСИЗМА—ЛЕНИНИЗМА при ЦК КПСС

В. И. ЛЕНИН

СОЧИНЕНИЯ

Издание четвертое

ГОСУДАРСТВЕННОЕ ИЗДАТЕЛЬСТВО
ПОЛИТИЧЕСКОЙ ЛИТЕРАТУРЫ
МОСКВА

V. I. L E N I N

COLLECTED WORKS

VOLUME

40

Notebooks on the Agrarian Question

1900-1916

PROGRESS PUBLISHERS
M O S C O W

TRANSLATED FROM THE RUSSIAN
BY YURI SDOBNIKOV

From Marx to Mao



© Digital Reprints

2013

www.marx2mao.com

First printing 1968
Second printing 1974

Printed in the Union of Soviet Socialist Republics

CONTENTS

	<i>Page</i>
Preface	13
<i>I</i> PLANS AND OUTLINES OF WORKS ON THE AGRARIAN QUESTION	
PLAN OF "THE AGRARIAN QUESTION AND THE 'CRITICS OF MARX'"	29
CONTENTS OF "THE AGRARIAN QUESTION AND THE 'CRITICS OF MARX'"	38
CONTENTS OF CHAPTERS V-IX OF "THE AGRARIAN QUESTION AND THE 'CRITICS OF MARX'"	39
MARXIST VIEWS OF THE AGRARIAN QUESTION IN EUROPE AND RUSSIA. <i>Outline of Lectures</i>	40
First Variant	40
Second Variant	44
THE AGRARIAN PROGRAMME OF THE SOCIALIST-REVOLU- TIONARIES AND OF THE SOCIAL-DEMOCRATS. <i>Outline of Lectures</i>	53
First Variant	53
Second Variant	59
Plans and Outlines of Concluding Speech	64
Preliminary Plan	64
Summary of Preliminary Plan	64
Resumé of Lecture	65
Plan of Lecture Resumé	67
Resumé of Lecture	67
THE PEASANTRY AND SOCIAL-DEMOCRACY	69

II

*CRITIQUE OF BOURGEOIS LITERATURE
AND ANALYSIS OF MASSIVE AGRARIAN STATISTICS
1900-1903*

CRITICAL REMARKS ON S. BULGAKOV'S BOOK, <i>CAPITALISM AND AGRICULTURE</i> , VOLS. I AND II, PUBLISHED IN 1900	73
PLAN OF OBJECTIONS TO BULGAKOV'S BOOK	87
CRITICAL REMARKS ON THE WORKS OF S. BULGAKOV AND F. BENSING	88
CRITICAL ANALYSIS OF F. HERTZ'S BOOK, <i>THE AGRARIAN QUESTIONS IN RELATION TO SOCIALISM</i>	96
Plans of Objections to F. Hertz's Book	104
ANALYSIS OF DATA FROM O. PRINGSHEIM'S ARTICLE, "AGRICULTURAL MANUFACTURE AND ELECTRIFIED AGRICULTURE"	107
CRITICAL REMARKS ON E. DAVID'S ARTICLE, "THE PEASANT BARBARIANS"	111
ANALYSIS OF DATA FROM M. HECHT'S BOOK, <i>THREE VILLAGES IN THE HARD OF BADEN</i>	116
ANALYSIS OF MATERIAL FROM H. AUHAGEN'S ARTICLE, "ON LARGE- AND SMALL-SCALE PRODUCTION IN AGRICULTURE"	126
CRITICAL REMARKS ON K. KLAWKI'S ARTICLE, "THE COMPETITIVE CAPACITY OF SMALL-SCALE PRODUCTION IN AGRICULTURE"	138
BRASE AND OTHERS.	160
a. Analysis of Data from Brase's Article, "Study of the Influence of Farm Debt on Farming"	160
b. Bibliographical Notes and Annotations	168
CRITICAL REMARKS ON A. SOUCHON'S BOOK, <i>PEASANT PROPERTY</i>	170
CRITICAL REMARKS ON F. MAURICE'S BOOK, <i>AGRICULTURE AND THE SOCIAL QUESTION. AGRICULTURAL AND AGRARIAN FRANCE</i>	173
REMARKS ON A. CHŁAPOWO-CHŁAPOWSKI'S BOOK, <i>AGRICULTURE IN BELGIUM IN THE 19TH CENTURY</i>	178
REMARKS ON THE MATERIAL OF THE BADEN INQUIRY.	180

REMARKS ON M. E. SEIGNOURET'S BOOK, <i>ESSAYS ON SOCIAL AND AGRICULTURAL ECONOMICS</i>	186
FROM GERMAN AGRARIAN STATISTICS	189
ANALYSIS OF DATA FROM THE BOOK, <i>AGRICULTURAL STATISTICS OF FRANCE, GENERAL RESULTS OF THE 1892 DECENNIAL INQUIRY</i>	218
SUMMARISED DATA ON FARMS IN GERMANY, FRANCE, BELGIUM, BRITAIN, U.S.A. AND DENMARK FROM THE CENSUSES OF THE 1880s AND 1890s	224
FROM THE DUTCH AGRICULTURAL INQUIRY OF 1890	226
REMARKS ON E. STUMPFE'S WORKS.	231
A. An Analysis of Data from Stumpfe's Article, "On the Competitiveness of Small and Medium Land Holdings as Compared with Large Land Holdings"	231
B. Remarks on E. Stumpfe's Book, <i>Small Holdings and Grain Prices</i>	240
REMARKS ON G. FISCHER'S WORK, <i>THE SOCIAL IMPORTANCE OF MACHINERY IN AGRICULTURE</i>	248
NOTE ON P. TUROT'S BOOK, <i>AGRICULTURAL INQUIRY 1866-1870</i>	257
REMARKS ON H. BAUDRILLART'S BOOK, <i>THE AGRICULTURAL POPULATION OF FRANCE. PART III. THE POPULATION OF THE SOUTH.</i>	258
REMARKS ON E. COULET'S BOOK, <i>THE SYNDICALIST AND CO-OPERATIVE MOVEMENT IN FRENCH AGRICULTURE. THE AGRICULTURAL FEDERATION</i>	260
REMARKS ON G. ROUANET'S ARTICLE, "ON THE DANGER AND THE FUTURE OF AGRICULTURAL SYNDICATES"	261
ANALYSIS OF DATA FROM NOSSIG'S BOOK, <i>REVISION OF SOCIALISM. VOL. II. THE CONTEMPORARY AGRARIAN QUESTION</i>	263
CRITICAL REMARKS ON E. DAVID'S BOOK, <i>SOCIALISM AND AGRICULTURE</i>	265
A.	265
B.	281
EXTRACTS FROM THE BOOK, <i>HAND AND MACHINE LABOR</i>	282
ANALYSIS OF L. HUSCHKE'S DATA (ON SMALL-SCALE AGRICULTURE)	287

III

*MATERIAL FOR A STUDY OF THE CAPITALIST ECONOMY
OF EUROPE AND THE UNITED STATES
1910-1916*

GERMAN AGRARIAN STATISTICS (1907)	297
PLAN FOR PROCESSING THE DATA OF THE GERMAN AGRICULTURAL CENSUS OF JUNE 12, 1907	372
DANISH STATISTICS	376
AUSTRIAN AGRICULTURAL STATISTICS	383
REMARKS ON SCHMELZLE'S ARTICLE, "DISTRIBUTION OF RURAL LAND HOLDINGS, ITS INFLUENCE ON THE PRODUCTIVITY AND DEVELOPMENT OF AGRICULTURE"	397
REMARKS ON E. LAUR'S BOOK, <i>STATISTICAL NOTES ON THE DEVELOPMENT OF SWISS AGRICULTURE OVER THE LAST 25 YEARS</i>	402
REMARKS ON E. JORDI'S BOOK, <i>THE ELECTRIC MOTOR IN AGRICULTURE</i>	406
CAPITALISM AND AGRICULTURE IN THE UNITED STATES OF AMERICA	408
Outline of Introduction. American Agricultural Censuses	408
Variants of Plan	408
Variants of Title	411
Extracts from Different Variants	412
Variants of Contents	414
REMARKS ON AMERICAN AGRICULTURAL STATISTICS	416
AMERICAN AGRICULTURAL STATISTICS	421
<i>Notes</i>	489
<i>Index of Sources</i>	519
<i>Name Index</i>	539

ILLUSTRATIONS

Lenin's manuscript, Contents of "The Agrarian Question and the 'Critics of Marx'". Earlier than February 1906.. . .	38-39
Lenin's manuscript, "The Peasantry and Social-Democracy" Not earlier than September 1904	68-69
Pages 8 and 9 of Lenin's manuscript, "German Agrarian Statistics (1907)". September 1910-1913	298-299
Page 12 of Lenin's manuscript, "American Agricultural Statistics". Between May 5 (18), 1914 and December 29, 1915 (January 11, 1916).	426-427

PREFACE

The present volume contains Lenin's *Notebooks on the Agrarian Question*, which is preparatory material for his works analysing capitalist agriculture in Western Europe, Russia and the United States, and criticising bourgeois and petty-bourgeois theories, and reformism and revisionism in the agrarian question.

The material in this volume relates to the period from 1900 to 1916. In the new conditions, with capitalism at its highest and final stage—the stage of imperialism—Lenin worked out and substantiated the agrarian programme and agrarian policy of the revolutionary proletarian party, and took Marxist theory on the agrarian question a step forward in its view of classes and the class struggle in the countryside, the alliance of the working class and the peasantry under the leadership of the proletariat, and their joint struggle against the landowners and capitalists, for democracy and socialism. The success of the revolution depended on whom the peasantry would follow, for in many European countries it constituted the majority or a sizable section of the population. In order to win over the peasantry, as an ally of the proletariat in the coming revolution, it was necessary to expose the hostile parties which claimed leadership of the peasantry, and their ideologists.

In the new epoch, these questions became especially pressing and acquired international significance. That is why bourgeois economists, reformists and revisionists fiercely attacked Marxism. It was subjected to criticism by bourgeois apologists, the ideologists of petty-bourgeois parties, and opportunists among the Social-Democrats. They all rejected Marx's theory of ground-rent,

and the law of concentration of production in agriculture, and denied the advantages of large- over small-scale production; they insisted that agriculture developed according to special laws, and was subject to the inexorable "law of diminishing returns". They said it was not human labour and the implements of labour, but the elemental forces of nature that were decisive in agriculture. These "critics of Marx" juggled with the facts and statistics, in an effort to show that the small-scale peasant economy was "stable" and had advantages over large-scale capitalist production.

Lenin's great historical service in working out the agrarian question lies in the fact that he defended Marx's revolutionary teaching against the attacks of his "critics", and further developed it in application to the new historical conditions and in connection with the working out of the programme, strategy and tactics of the revolutionary proletarian party of the new type; he proved the possibility, and the necessity, of an alliance between the working class and the peasantry under the leadership of the proletariat at the various stages of the revolution, and showed the conditions in which this could be realised.

It was of tremendous importance to produce a theoretical elaboration of the agrarian question so as to determine the correct relations between the working class and the various groups of peasantry as the revolutionary struggle went forward. Under capitalism, the peasantry breaks up into different class groups, with differing and antithetical interests; the "erosion" of the middle peasantry yields a numerically small but economically powerful rich peasant (kulak) top section at one pole, and a mass of poor peasants, rural proletarians and semi-proletarians, at the other. Lenin revealed the dual nature of the peasant as a petty commodity producer—the dual nature of his economic and political interests: the basic interests of the toiler suffering from exploitation by the landowner and the kulak, which makes him look to the proletariat for support, and the interests of the owner, which determine his gravitation towards the bourgeoisie, his political instability and vacillation between it and the working class. Lenin emphasised the need for an alliance between the working class and the peasantry, with the leading role belonging to the proletariat,

as a prerequisite for winning the dictatorship of the proletariat and building socialism through a joint effort by the workers and peasants.

* * *

The *first* part of the volume contains the plans and outlines of Lenin's writings on the agrarian question, the main being the preparatory materials for "The Agrarian Question and the 'Critics of Marx'" (see present edition, Vols. 5 and 13). The variants of the plan for this work give a good idea of how Lenin mapped out the main line and the concrete points for his critique of reformist bourgeois theories and of revisionism. Lenin defined a programme for processing the relevant reliable material from numerous sources to refute the arguments of the "critics of Marx" concerning the dubious "law of diminishing returns" and the Malthusian explanation of the root causes of the working man's plight, and to ward off their attacks on the Marxist theory of ground-rent, etc.

In preparing "The Agrarian Question and the 'Critics of Marx'" and his lectures on the agrarian question, Lenin made a thorough study of the most important sources, and utilised European agrarian statistics to give Marxist agrarian theory a sound basis. He verified, analysed and summed up a mass of statistical data, and drew up tables giving an insight into the deep-going causes, nature and social significance of economic processes. Lenin's analysis of agrarian statistics shows their tremendous importance as a tool in cognising economic laws, exposing the contradictions of capitalism, and subjecting it and its apologists to scientific criticism.

The writings in the first part of the volume show the direct connection between Lenin's theoretical inquiry, his elaboration of Marxist agrarian theory and the practical revolutionary struggle of the working class.

The preparatory materials for his lectures on the "Marxist Views of the Agrarian Question in Europe and Russia", and on "The Agrarian Programme of the Socialist-Revolutionaries and of the Social-Democrats", both included in this volume, are a reflection of an important stage of Lenin's struggle against the petty-bourgeois party of Socialist-

Revolutionaries and opportunists within the Social-Democratic movement, in working out and substantiating a truly revolutionary agrarian programme and tactics for the Marxist working-class party in Russia.

Russia was then on the threshold of her bourgeois-democratic revolution. In Russia, capitalism had grown into imperialism, while considerable survivals of serfdom still remained in the country's economy and the political system as a whole. The landed estates were the main relicts of pre-capitalist relations in the economy; the peasant allotment land tenure, adapted to the landowners' corvée system, was also shackled with relicts of serfdom. These tended to slow down the development of the productive forces both in Russia's industry and agriculture, widen the technical and economic gap separating her from the leading capitalist countries of the West, and create the conditions for indentured forms of exploitation of the working class and the peasantry. That is why the agrarian question was basic to the bourgeois-democratic revolution in Russia and determined its specific features.

Lenin laid special emphasis on the importance of theory in working out the Party programme: "In order to make a comparison of the programmes and to assess them, it is necessary to examine the *principles*, the theory, from which the programme flows" (see p. 53). Lenin's theoretical analysis of the economic nature of the peasant economy enabled him to determine correctly the community or the distinction of class interests between the proletariat and the various sections of the peasantry in the bourgeois-democratic revolution, and to map out the Party's policy towards the peasantry. The main task of the agrarian programme during the bourgeois-democratic revolution was to formulate the demands that would secure the peasantry as the proletariat's ally in the struggle against tsarism and the landowners. "The meaning of our agrarian programme: the Russian proletariat (including the rural) must support the peasantry in the struggle against serfdom" (see p. 62). Lenin subjected the agrarian programme of the Socialist-Revolutionaries to withering criticism and proved that their theoretical unscrupulousness and eclecticism had induced them to say nothing of the historical task of the period—destruction of the

relicts of serfdom—to deny the stratification of the peasantry along class lines, and the class struggle in the countryside, to invent all manner of projects for “socialisation of land”, “equalisation”, etc.

While Lenin aimed his criticism against the Socialist-Revolutionaries, he also exposed the anti-Marxist stand on the agrarian issue in Russia and the peasantry taken by P. P. Maslov, A. S. Martynov, D. B. Ryazanov and other Mensheviks-to-be, who denied that the peasantry had a revolutionary role to play, and who regarded it as a solid reactionary mass. By contrast, Lenin emphasised the dual nature of Narodism: the democratic side, inasmuch as they waged a struggle against the relicts of serfdom, and the utopian and reactionary side, expressive of the urge on the part of the petty bourgeois to perpetuate his small farm. In this context, Lenin pointed to the need to take account of the two sides of Narodism in evaluating its historical importance.

The first part ends with two plans for “The Peasantry and Social-Democracy” (see pp. 69-70). These plans warrant the assumption that Lenin had the intention of writing a special work on the subject to sum up his studies of agrarian relations and the experience gained by socialist parties abroad in working out agrarian programmes, and to substantiate the R.S.D.L.P.’s policy towards the peasantry. With his usual insight, he points to the “practical importance of the agrarian question in the possibly near future” (see p. 70), and notes the specific nature of class relations in the Russian countryside, and the need for the rural proletariat to fight on two flanks: against the landowners and the relicts of serfdom, and against the bourgeoisie. Lenin marked out the guiding principles which were to serve the Marxist party as a beacon in the intricate conditions of the class struggle in the countryside: “Together with the peasant bourgeoisie against the landowners. Together with the urban proletariat against the peasant bourgeoisie” (see p. 69).

The writings in the *second* part of the present volume are a reflection of his critical processing of a great mass of facts and statistical data from bourgeois and petty-bourgeois agrarian works and official sources. Of special

interest in this part is the material on the study and processing of the results of special statistical inquiries into the state of agriculture, especially the peasant economy, in a number of European countries.

Lenin gives a model of scientific analysis of agrarian relations, application of the Marxist method in processing social and economic statistics, and critical use of bourgeois sources and writings. Lenin adduces reliable data to refute the assertions of bourgeois economists, reformists and revisionists, and shows that in agriculture as well large-scale capitalist production is more effective than small-scale production and tends inevitably to supplant it, that small peasant farms are being expropriated by big capital, and that the toiling peasantry is being ruined and proletarianised. That is the *general law* governing the development of agriculture on capitalist lines, although it may *differ in form* from country to country.

In his critical remarks on the works of S. Bulgakov, F. Hertz, M. Hecht, E. David, and K. Klawki, Lenin refutes the bourgeois reformist theories which extol small farming and assert that it is “superior” to large-scale production. He exposes the tricks used by bourgeois and petty-bourgeois economists to minimise the earnings of the big farms and exaggerate those of the small. Lenin counters the false eulogies to the “viability” of the small farms—due allegedly to the small farmer’s industry, thrift and hardiness, by showing that small-scale production in agriculture is sustained by the back-breaking toil and poor nutrition of the small farmer, the dissipation of his vital forces, the deterioration of his livestock, and the waste of the soil’s productive forces.

Lenin has some particularly sharp words for the reformists and revisionists who “fool others by styling themselves socialists”, and put more into prettifying capitalist reality than the bourgeois apologists themselves. Lenin makes a detailed analysis of E. David’s *Socialism and Agriculture*—the main revisionist work on the agrarian question—and shows it to be a collection of bourgeois falsehood and bias wrapped up in “socialist” terminology.

At the same time, Lenin takes pains to sift and examine any genuine scientific data and correct observations and

conclusions which he finds in bourgeois sources and writings. He makes the following extract from O. Pringsheim's article: "Modern large-scale agricultural production should be compared with the *manufacture* (in the *Marxian sense*)" (see p. 108), and repeatedly makes such comparisons in his works (see present edition, Vol. 5, p. 141 and Vol. 22, p. 99). On F. Maurice's book, *Agriculture and the Social Question. Agricultural and Agrarian France*, Lenin makes this remark: "The author has the wildest ideas of the most primitive anarchism. There are some interesting factual remarks" (see p. 173).

Lenin devotes special attention to an analysis of statistics on the agrarian system in Denmark, which the apologists of capitalism liked to present as the "ideal" country of small-scale peasant production. He exposes the trickery of bourgeois economists and revisionists and demonstrates the *capitalist* nature of the country's agrarian system. The basic fact which bourgeois political economists and revisionists try to hush up is that the bulk of the land and the livestock in Denmark is in the hands of landowners running farms on capitalist lines (see p. 225 and pp. 376-82). "The basis of Danish agriculture is large-scale and medium *capitalist* farming. All the talk about a 'peasant country' and 'small-scale farming' is sheer bourgeois apologetics, a distortion of the facts by various titled and untitled ideologists of capital" (see present edition, Vol. 13, p. 196). Lenin castigates the "socialists" who try to obscure the fact that production is being concentrated and that the petty producer is being ousted by the big producer, and the fact that the prosperity of capitalist agriculture in Denmark is based on the *massive proletarianisation* of the rural population.

The *third* part of the volume contains material for a study of the capitalist agriculture of Europe and the United States from 1910 to 1916, including the material relating to Lenin's *New Data on the Laws Governing the Development of Capitalism in Agriculture*. Part One. *Capitalism and Agriculture in the United States of America*.

In this work, Lenin stresses that the United States, "a leading country of modern capitalism", was of especial interest for the study of the social and economic structure of agriculture, and of the forms and laws of its development

in modern capitalist conditions. "In America, agricultural capitalism is more *clear-cut*, the division of labour is more *crystallised*; there are *fewer* bonds with the Middle Ages, with the soil-bound labourer; ground-rent is not so burdensome; there is less intermixing of commercial agriculture and subsistence farming" (see p. 420). The important thing is that the United States is unrivalled in the vastness of territory and diversity of relationships, showing the greatest spectrum of shades and forms of capitalist agriculture.

Bourgeois economists, reformists and revisionists distort the facts in an effort to prove that the U.S. farm economy is a model of the "non-capitalist evolution" of farming, where the "small family farm" is allegedly supplanting large-scale production, where most farms are "family-labour farms", etc. N. Himmer, who gave his views in an article on the results of the U.S. Census of 1910, epitomises those who believe that agriculture in capitalist society develops along non-capitalist lines. Lenin makes this note: "Himmer as a *collection* of bourgeois views. *In this respect*, his short article is worth volumes" (see p. 408). The opponents of Marxism based their conclusions on facts and figures, major and minor, which were isolated from "the general context of politico-economic relations". On the strength of massive data provided by the U.S. censuses, Lenin gives "a complete picture of capitalism in American agriculture" (present edition, Vol. 22, p. 18). Lenin notes that through their agricultural censuses, bourgeois statisticians collect "an immense wealth of complete information on each enterprise as a unit" but because of incorrect tabulation and grouping it is reduced in value and spoiled; the net result is meaningless columns of figures, a kind of statistical "game of digits".

Lenin goes on to work the massive data of agricultural statistics into tables on scientific principles for grouping farms. The summary table compiled by Lenin (pp. 440-41) is a remarkable example of the use of socio-economic statistics as an instrument of social cognition. He brings out the contradictions and trends in the capitalist development of U.S. agriculture through a three-way grouping of farms: by income, that is, the value of the product, by acreage, and by specialisation (principal source of income).

Lenin's analysis of the great volume of facts and massive agrarian statistics proves that U.S. agriculture is developing the capitalist way. Evidence of this is the general increase in the employment of hired labour, the growth in the number of wage workers, the decline in the number of independent farm owners, the erosion of the middle groups and the consolidation of the groups at both ends of the farm spectrum, and the growth of big capitalist farms and the displacement of the small. Lenin says that capitalism in U.S. agriculture tends to grow both through the faster development of the large-acreage farms in extensive areas, and through the establishment of farms with much larger operations on smaller tracts in the intensive areas. There is growing concentration of production in agriculture, and the expropriation and displacement of small farmers, which means a decline in the proportion of owners.

In his book, Lenin shows the plight of the small and tenant farmers, especially Negroes, who are most ruthlessly oppressed. "For the 'emancipated' Negroes, the American South is a kind of prison where they are hemmed in, isolated and deprived of fresh air" (present edition, Vol. 22, p. 27). Lenin notes the remarkable similarity between the economic status of the Negroes in America and that of the one-time serfs in the heart of agricultural Russia.

An indicator of the ruin of small farmers in the United States is the growth in the number of mortgaged farms, which "means that the actual control over them is transferred to the capitalists". Most farmers who fall into the clutches of finance capital are further impoverished. "Those who control the banks, directly control one-third of America's farms, and indirectly dominate the lot" (*ibid.*, pp. 92, 100).

Lenin's study of the general laws governing the capitalist development of agriculture and the forms they assumed in the various countries shed a strong light on the whole process of displacement of small-scale by large-scale production. This complex and painful process involves not only the direct expropriation of toiling peasants and farmers by big capital, but also the "ruin of the small farmers and a worsening of conditions on their farms that may go on for years and decades" (Vol. 22, p. 70), a process which may assume a variety of forms, such as the small farmer's

overwork or malnutrition, heavy debt, worse feed and poorer care of livestock, poorer husbandry, technical stagnation, etc.

Lenin analysed the capitalist agriculture of Europe and the United States decades ago. Since then, considerable changes have taken place in the agriculture of the capitalist countries. However, the objective laws governing capitalist development are inexorable. The development of capitalist agriculture fully bears out the Marxist-Leninist agrarian theory, and its characteristic of classes and the class struggle in the countryside. The Programme of the Communist Party of the Soviet Union emphasises that the agriculture of the capitalist countries is characterised by a further deepening of the contradictions inherent in the bourgeois system, namely, the growing concentration of production, and ever greater expropriation of small farmers and peasants. The monopolies have occupied dominant positions in agriculture as well. Millions of farmers and peasants are being ruined and driven off the soil.

In the decades since Lenin made his analysis, there have been major changes in the technical equipment of agricultural production. But, as in the time of Marx and Lenin, the machine not only raises the productivity of human labour but also leads to a further aggravation of the contradictions in capitalist agriculture.

The mechanisation of production on the large capitalist farms is accompanied by intensification of labour, worsening of working conditions, displacement of hired labour and growing unemployment. At the same time, there is increasing ruin of small peasants and farmers, who are unable to buy and make rational use of modern machinery, and who are saddled with debts and taxes; the small and middle farmers who are supplanted by the large farms, become tenants, or wage workers; and the dispossessed tenant farmers are driven off the land. This is borne out by the massive statistics furnished by agricultural censuses in the United States, Canada, France, the Federal Republic of Germany and other capitalist countries.

But in the teeth of these facts present-day bourgeois economists, reformists and revisionists of every stripe keep coming up with the theories long since refuted by

Marxism-Leninism and upset by practice itself—asserting that under capitalism the small farm is “stable”, that it offers “advantages” over the large farm, and that under capitalism the toiling peasant can enjoy a life of prosperity.

Modern reformists and revisionists try to revive the old theories of the “non-capitalist evolution of agriculture through the co-operatives. However, the marketing co-operatives extolled by the bourgeoisie and their ‘socialist’ servitors fail to save the small farmers from privation and ruin. Modern reality fully bears out Lenin’s analysis of co-operatives under capitalism. Lenin adduced concrete facts on associations for the marketing of dairy produce in a number of capitalist countries to show that these consist mainly of large (capitalist) farms, and that very few small farmers take part in them (see pp. 207, 209-10). In the capitalist countries today, co-operative societies, which are under the control of banks and monopolies, are also used mainly by capitalist farmers and not by the small farmers.

Lenin’s critique of bourgeois reformist and revisionist views on the agrarian question is just as important today as a brilliant example of the Party approach in science, and of irreconcilable struggle against a hostile ideology, bourgeois apologetics, and modern reformism and revisionism. With capitalism plunged in a general crisis, and class contradictions becoming more acute, the bourgeoisie and its ideologists have been trying very hard to win over the peasantry, by resorting to social demagogy, propounding reformist ideas of harmonised class interests, and promising the small farmer better conditions under capitalism. Lenin’s guiding statements on the agrarian question teach the Communist and Workers’ Parties of the capitalist and colonial countries to take correct decisions on the working-class attitude towards the peasantry as an ally in the revolutionary struggle against capitalism and colonialism, for democracy and socialism.

Lenin stressed that, in contrast to those bourgeois pundits who sow illusions among the small peasants about the possibility of achieving prosperity under capitalism, the Marxist evaluation of the true position of the peasantry in the capitalist countries “inevitably leads to the recognition

of the small peasantry's blind alley and hopeless position (hopeless, outside the revolutionary struggle of the proletariat against the entire capitalist system)" (present edition, Vol. 5, p. 190).

The historic example of the Soviet Union and other socialist countries has shown the peasants of the world the advantages of the socialist way of farming; they are coming to realise that only the establishment of truly popular power and producers' co-operatives can rid the peasants of poverty and exploitation, and assure them of a life of prosperity and culture. The experience of the U.S.S.R. and the People's Democracies has toppled the theories spread by the servants of the bourgeoisie which say that the peasantry is basically hostile to socialism. There is now practical proof of the correctness of the Marxist-Leninist proposition that the peasant economy must and can be remodelled on socialist lines, and that the toiling peasants can be successfully involved in the construction of socialism and communism.

* *
*

The bulk of the material contained in the present volume was first published from 1932 to 1938, in *Lenin Miscellanies XIX, XXXI and XXXII*. Seven writings were first published in the Fourth Russian edition, among them: remarks on M. E. Seignouret's book, *Essays on Social and Agricultural Economics*; a manuscript containing an analysis of data from the *Agricultural Statistics of France*; remarks on G. Fischer's *The Social Importance of Machinery in Agriculture*; a manuscript containing extracts from *Hand and Machine Labor*; and remarks on E. Jordi's *Electric Motor in Agriculture*.

The publishers have retained Lenin's arrangement of the material, his marks in the margin and underlinings in the text. The underlinings are indicated by type variations: a single underlining by *italics*, a double underlining by *space d i t a l i c s*, three lines by **heavy Roman type**, and four lines by **space d heavy Roman type**. A wavy underlining is indicated by **heavy italics**, if double—by **space d heavy italics**.

In the Fourth Russian edition the entire text of this volume was verified once again with Lenin's manuscripts and sources.

All statistical data were checked again, but no corrections were made where the totals or percentages do not tally, because they are the result of Lenin's rounding off the figures from the sources.

The present volume contains footnote references to Lenin's "The Agrarian Question and the 'Critics of Marx'" and *New Data on the Laws Governing the Development of Capitalism in Agriculture*. This has been done to show the connection between the preparatory material and the finished works, and to give an idea of how Lenin made use of his notes.

*Institute of Marxism-Leninism
under the C.P.S.U. Central
Committee*

I
*PLANS AND OUTLINES OF WORKS
ON THE AGRARIAN QUESTION*

**PLAN OF
“THE AGRARIAN QUESTION
AND THE ‘CRITICS OF MARX’”¹**

FIRST VARIANT

- Perhaps the following division:
- A. Some of Bulgakov’s general propositions and “theories”
- B. Factual data against the critics
- M. Hecht*
- Baden Inquiry (connect with Winzer)**
- “Solid peasantry”
- K. Klawki***
- The Condition of the Peasants*²
- (Hertz****, 15) Baudrillart³
- French statistics. (Souchon and Maurice)*****
- German statistics***** (connect with co-operatives)
- Belgium (Vandervelde, Chłapowski*****?).
- C. Class struggle *or* co-operation?
- Distortion of Engels.⁴
- Overall data on employers and wage workers. Capitalist system.
- Böttger.⁵ [Bulgakov’s greater consistency]
- D. Russian agrarian programme in No. 3 of *I s k r a*⁶.

* See pp. 116-25.—*Ed.*

** Wine grower. See pp. 180-85.—*Ed.*

*** See pp. 138-59.—*Ed.*

**** See pp. 96-106.—*Ed.*

***** See pp. 170-77.—*Ed.*

***** See pp. 189-217.—*Ed.*

***** See pp. 178-79.—*Ed.*

SECOND VARIANT

- A. Bulgakov on the law of diminishing returns (cf. Maslov, who is not quite right⁷).
- A. Bulgakov on big and small farms.
- ((To B?)) Bulgakov on co-operation and individualism in agriculture.
- B. Baden data (in connection with Hecht).
- B. Baudrillart....
- B. *The Condition of the Peasants*....
- C) ... Böttger....
- C) { Distortion of Engels and Marx.
("The Peasant Question")
- B. Moritz Hecht.
- B) { Co-operatives. (Cf. German statistics on dairy farms)
- C) { *Overall data on rural labourers and rural employers.*
- D) { Russian agrarian programme in No. 3 of *Iskra*.
- B. K. Klawki.
- B. French data on holders and proletariat in agriculture.
- (To A?) Electric power in agriculture

Pringsheim* Mack ⁸ Kautsky ⁹
--

THIRD VARIANT

CRITICS IN THE AGRARIAN QUESTION

- A) 1. Introduction. Breach in orthodox Marxism (Chernov No. 4, 127¹⁰).
- I 2. General methods of the critics' "theory" . Bulgakov: law of diminishing returns (cf. Maslov)
3. Bulgakov's own data in refutation of it.
4. Theory of rent (cf. Maslov).
5. Malthusianism: cf. Ireland.¹¹

* See pp. 107-10.—*Ed.*

- II 6. Hertz (+ Bulgakov). Agricultural machinery, large- and small-scale production (Bulgakov δ^* Hertz: $\underline{\epsilon}^{**}$). Con—Bulgakov I, 240, II, 115, 133.
7. Hertz. "Definition of capitalism" (and Chernov)
8. —mortgages (and Chernov). Cf. Bulgakov on savings banks II, 375.
9. —Engels on America¹² (Idem Chernov).
Bulgakov II, 433 (cf. I, 49)
Electric power in agriculture (Pringsheim, Mack, K. Kautsky).
- III 10. Chernov. Kautsky is annihilated (A—6 Chernov¹³).
Ibidem Kautsky on usury, Kautsky on the distinguishing characteristics of the proletariat. Voroshilov.
11. Voroshilov about N. —on and others. (A—1 Chernov¹³)
12. " " "form and content" of capitalism
- B) IV 1. M. Hecht (Blondel,¹⁴ Hertz, David, Chernov).
2. K. Klawki (against Auhagen) (Bulgakov)
- V 3. *The Condition of the Peasants* (Quotations from Hertz and Bulgakov)¹⁵
4. Baden Inquiry.
5. Conclusions on "*solid peasantry*" (Bulgakov $\epsilon.^{***}$ Hertz—p. 6 N.B. Hertz $\delta.^{****}$ Chernov on petty-bourgeois peasantry. Chernov No. 7, 163; No. 10, 240).
- VI 6. Baudrillart (Hertz p. 15 et al., Bulgakov II, 282)
7. Souchon and Maurice.
- VII 8. French statistics. (Property and farm operations, cf. Hertz: "no proletarianisation at all" p. 59. Employers and labourers establishments with hired labour)
- VIII 9. German statistics. Latifundia. (Cf. Hertz and Bulgakov).
- 9 bis. German statistics....^{*****} (Cf. Bulgakov II, 106).

* See p. 87.—*Ed.*

** See p. 104.—*Ed.*

*** See p. 87.—*Ed.*

**** See p. 104.—*Ed.*

***** Several words illegible.—*Ed.*

10. German statistics. Industrialisation of rural industry (Bulgakov and Hertz, p. 88).
11. German statistics. *Co-operatives*. Cf. Baden data on the Winzers.
- IX 12. Belgium. (Vandervelde, Chłapowski).
- C) X 1. Overall data on employers and labourers. (*Capitalist* system)
2. Nonsense about "peasantry".
3. Distortion of Engels ("The Peasant Question"). (Hertz, Chernov.)
4. Bulgakov (more consistent).
5. Class struggle *or* co-operation.
6. *Böttger*.
- D) XI Russian agrarian programme and No. 3 of *Iskra*. *Iskra's approach* to the question. Objections of 2a3b¹⁶
The *pros* and *cons*.

FOURTH VARIANT

CRITICS IN THE AGRARIAN QUESTION

I

1. Introduction. Agrarian question—"breach" (first one) in orthodox Marxism. (Chernov No. 4, 127; No. 8, 204).
2. General theoretical propositions and reasoning of critics (Bulgakov, Hertz and Chernov). *Bulgakov: law of diminishing returns* (cf. Maslov). Bulgakov's phrases: I, 2, 13, 17, 18, 20, 21 (29-30 especially), 34, 35, 64 and many others. (Cf. K. Kautsky versus Brentano. No wonder Bulgakov is delighted with Brentano. I, 116.)
3. Refutation of this law with Bulgakov's own data: in *Britain*: I, 242, 260; in *Germany*: II, 132-33. In France II, 213.
4. Theory of *rent*. (Cf. Maslov.) Bulgakov I, 92, 105. 111-13.
5. *Malthusianism*. Bulgakov I, 214, 255. II, 41 etc. II, 212 (France N.B.)— cf. II, 159.
Especially II, 221, et seq. 223, 237 and 233, 249, 265 N.B. (and 261). Ireland II, 351, 384. Bulgakov about Hertz I, 139 ("remarkable").

II

6. Bulgakov + Hertz. *Agricultural machinery* Bulgakov I, 43-51. Hertz pp. 40, 60-65. *Reactionary attitude towards agricultural machinery: Hertz, 65; Bulgakov I, 51-52; II, 103.*
 Con on machines. Hertz 36 (America); 43-44; 15 (latifundia), 124 (steam plough). Bulgakov I, 240; II, 115, 133.
7. Bulgakov + Hertz. *Large- and small-scale production.* Bulgakov I, 142, 154; II, 135; 280 (Cf. 282-83).
 Con—Bulgakov I, 239-40. Hertz 52, 81. (Machines on small farms). Con 74 (small farms >labour); 89-90 (peasant's labour rent); 91-92 (collateral employment).
 Bulgakov II, 247 (small farms < rich in capital).
- Machines in Britain:
 I, 252
 (Hertz 67: higher yields from steam plough).
 Con—Bulgakov. In Britain: I, 311, 316, 318-19. Small-scale production was > damaged.
 I, 333 (in Britain—? their (small farms') unviability has not been proved?)
 France II, 188-89. (reduction in the number of medium farms—Bulgakov's dodges) II, 213 (small farms "in the vanguard" ??).
 Ireland II, 359-60
8. Hertz: "*definition of capitalism*" (p. 10)—and Chernov No. 4, 133.
9. Hertz (and Bulgakov in *Nachalo*^{17?})—*mortgages.* Hertz 24, 26, 28. (*Chernov* No. 10, 216-17). Kautsky's reply.
10. "Engels's mistake" (Hertz 31; Chernov No. 8, 203). Cf. Bulgakov I, 49 and II, 433 ("naïveté"). Cf. *Electric power* in agriculture (Pringsheim, Mack, K. Kautsky's

III

11. Chernov—"Form and content of capitalism": No. 6, 209; No. 8, 228.
12. Chernov about *Russian Marxists*: No. 4, 139; No. 4, 141; No. 8, 238; No. 10, 213; No. 11, 241 and No. 7, 166 (who are their comrades?) eulogises Nikolai—on and Kablukov: No. 10, 237. Distortion of *Marxism: International*: No. 5, 35. Marx on agriculture No. 6, 216, 231 and many others. Engels on Belgium, No. 10, 234.
The journal *Nachalo* I, pp. 7 and 13.
13. Chernov. Kautsky is "annihilated": "have even failed to grasp what Marx says" (No. 7, 169)—idem in the collection *At the Glorious Post* on usury, on the distinguishing characteristics of the proletariat. *Voroshilov*: No. 8, 229. (Cf. K. Kautsky).

IV

14. *M. Hecht* (Blondel, p. 27, Hertz 68, 79; Chernov No. 8, 206. David).
15. *K. Klawki* (Bulgakov I, 58). A couple of words about Auhagen. Hertz 70 and Bulgakov I, 58. (Cf. Hertz 66; crops in Prussia and Southern Germany.)
16. *The Condition of the Peasants*. (Quotations by Bulgakov and Hertz.)

V

17. *Baden Inquiry* (Hertz's especially); and Bulgakov passim: references 68, 79 especially II, 272).
18. VII Conclusions on the "*solid peasantry*" (Bulgakov II, 138 N.B. and 456), on the peasant's attitude to the worker (Bulgakov II, 288; Hertz 4-15; 9. Hertz, 6 (with 1-2 hired labourers) and 5. Chernov No. 7, 163 ('petty- Bulgakov II, 176 ("peasantophobia"). Bulgakov II, 176 ("the French peasantry split up into the proletariat and the proprietors") Bulgakov II, 118

bourgeois”); No. 10, 240 (peasant = working man)).

(“solid peasants + technically advanced big ones”).

VI

19. *Baudrillart* (Hertz, 15 et seq., 56-58; Bulgakov II, 282).

Cf. Bulgakov II, 208 from Baudrillart, Vol. 1

Souchon and Maurice. (Cf. Bulgakov II, 280 on hired labourers on small farms).

Souchon on the need of big and small farms. Cf. Bulgakov I, 338 (Britain: verdict of history—for small farms) Cf. Rentenguter.¹⁸

VII

20. *French* statistics. Distribution of rural population. Hertz 55; Bulgakov II, 195-97 and Hertz 59 and 60: (no pauperisation). Employers and workers (cf. Bulgakov II, 191). Establishments with hired labourers.

Hertz p. 55 and p. 140 on the migration of peasant hired labourers from the North to the South of France. (Cf. Bulgakov II, 191.)

VIII

21. *German* statistics.
 Acreage statistics.
 Fewer labourers owning land (Bulgakov II, 106).
 Latifundia. (Cf. Hertz 15; Bulgakov II, 126, 190, 363).
 Industrialisation (Bulgakov II, 116; Hertz 88).

—Bulgakov II, 260

illusion that the big farm is vehicle of progress.

—Hertz 21, 89 (“The chief task of socialism”).

Co-operatives (cf. Baden data on the Winzers). Hertz 120.

IX

22. *Belgium*. (Vandervelde. Subsidiary earnings. Chłapowski. The state of small-scale production Collateral earnings).

X

23. Overall data on owners and labourers in European agriculture (*Capitalist* system). (Cf. Maurice on concentration. Hertz 82 and 55 (1)).
24. Nonsense about the concept of "peasantry". (Cf. Russian statistics. Its advantages.)
25. Distortion of Engels ("The Peasant Question") on the question of co-operatives. Hertz 122 (Chernov No. 5, 42; No. 7, 157)
26. Bulgakov > consistent (II, 287, 266, 288). Hertz on *socialism*: pp. 7, 14, 10, 72-73, 123, 76, 93, 105.
On socialism: Bulgakov II, 289, 456, 266 [denial of class struggle: cf. also Bulgakov I, 303 and 301.—Britain].
27. Class struggle *or* co-operation. Hertz 21, 89. ("The chief task of socialism".) (Cf. *Chernov*. Non-capitalist evolution No. 5, 47; No. 10, 229, 243-44.)

Chernov in the collection.
At the Glorious Post 195,
185, 188, 196.

Cf. Bulgakov II, 455 ("the grain problem > terrible than the social one")

Antithesis of town and country. *Hertz*
76

Bulgakov in
Nachalo

Class struggle *or* adaptation to the *interests* of the big and petty bourgeoisie.

(Is the money economy the best way? Hertz 20).

[Bulgakov versus socialism, see § 26]. Bulgakov II, 255 (in favour of vegetable plots: cf. II, 105. Agrarian.

Idem on corn taxes.
II, 141-48).

28. Böttger (Cf. K. Kautsky) (Quoted by Chernov No.)

XI

29. Russian agrarian programme and No. 3 of *Iskra*.

Approach

{ 1) class struggle }
{ 2) its two forms }

30. Objections of 2a3b (“cut-off lands”).

The *pros* and *cons*.

Written in June-September 1901

First published in 1932
in *Lenin Miscellany XIX*

Printed from the original

CONTENTS
OF "THE AGRARIAN QUESTION
AND THE 'CRITICS OF MARX'"

§§	I. (Law of diminishing returns)	pp. 2- 27
	II. (Theory of rent)	pp. 27- 48
	III. (Machines)	pp. 48- 73
	IV. (Town and country)	pp. 74-101
	V. (Hecht)	pp. 102-117
	VI. (Klawki)	pp. 118-144
	VII. (Baden Inquiry)	pp. 144-168
	VIII. (German statistics)	pp. 168-189
	IX. (idem)	pp. 189-222

Written in June-September 1901

First published in 1932
in *Lenin Miscellany XIX*

Printed from the original

{ (37) c. 1-26 (102-117). Texts

§ VI c. 17-39 (118 - -) Apparatus Klawki.

§ VI c. 39-43

§ VII 43-56 (Тад. аккорд)

VII 56-67 Знач. постол. Крива
и интр. зоро. 8 мбав.

VIII 67-89. Упор зоро. зоро.
(1) зоро. мбав. зоро.
(2) мбав. мбав. зоро.
(3) зоро. мбав. зоро.

IX 89-121: одна зоро. зоро.

89-94: ок. 8 мбав. зоро.

94-99 мбав. зоро.

99-108 мбав. зоро.

108-112 мбав.

112-121 с. мбав. зоро.

Wesspfaffen
mittel

45

X Зоро. зоро.
мбав. зоро.
ок. 1/2 зоро.

Wesspfaffen \approx ок. 2 зоро.

Lenin's manuscript,
Contents of "The Agrarian Question
and the 'Critics of Marx'".
Earlier than February 1906

**CONTENTS OF CHAPTERS V-IX
OF "THE AGRARIAN QUESTION
AND THE 'CRITICS OF MARX'"¹⁹**

*)	{ (§ V) § VI) § VI	pp. 1-16 (102-117). Hecht pp. 17-39 (118—). Auhagen and Klawki. pp. 39-43 Mr. Bulgakov's quotations from <i>The Condition of</i> <i>the Peasants</i>	} {	Concen- trated feed
	§ VII	43-56 (Baden Inquiry)		
	VII	56-67 Meaning of the disintegration of the peasantry and Bulgakov's ignoring of this.		
	VIII	67-89 Results of German statistics (1) increase of small farms (2) meaning of latifundia (3) increase of medium farms: worsening of draught animals.		
	IX	89-121 <i>Overall German statistics</i> 89-94 livestock in various groups of farms 94-98 industries		
		98-108 dairy farming	tobacco-growing + wine-growing	
		108-112 <i>co-operatives</i>		
		112-121 <i>rural population</i> with and without land		

*) rapid silent reading—
about half an hour

120 pages \cong about 2 hours²⁰

Written before February 1906

First published in 1938
in *Lenin Miscellany XXXI*

Printed from the original

MARXIST VIEWS OF THE AGRARIAN QUESTION IN EUROPE AND RUSSIA²¹

OUTLINE OF LECTURES

FIRST VARIANT

MARXIST VIEWS OF THE AGRARIAN QUESTION IN EUROPE AND RUSSIA

A. *General Theory of the Agrarian Question.*

1. *Growth of commercial agriculture.*—Phases of process.—Formation of market: towns.—Peasant-industrialist (Capital, III, 2?).²²—Remnants of natural economy.—Degree of peasant's subordination to market.—Free competition in agriculture. For how long?

N.B. (Decline of natural peasant household industries)
(*K. Kautsky and Engels.*²³)

Need of money (Usurers. *Taxes*).

- ∫ 2. *Law of diminishing returns.* Ricardo—Marx (Bulgakov and Maslov lately).
3. *Theory of rent.* Ricardo—Marx: differential and absolute rent. (Maslov's mistake.)
- 3a. *Separation of town from country* (cf. Bulgakov and Hertz. *Zarya* No. 2-3.²⁴ Nossig*).
4. *Present agricultural crisis.* (Parvus).
Inflation and consolidation of rent. Burden of rent.

* See pp. 263-64.—*Ed.*

5. The “*mission*” of capital in agriculture

{	<ol style="list-style-type: none"> 1) separation of landownership from Production 2) socialisation 3) rationalisation 	}
---	--	---
- B. ***Small-Scale Production in Agriculture*** (1-4—
one lecture; 5-6, another).
 1. *Technical superiority of large-scale production.* Statistics. Machines. (Large-scale economy and large-scale land-ownership.)
 2. *Displacement, proletarianisation of the peasantry.* Flight to towns.—Handicraft industries.—Collateral employment.
 3. *Worsening of draught animals.* German statistics. Use of cow as draught animal.

Addition. Baudrillart, Souchon, Chłapowski

4. *Co-operatives.* German statistics²⁵ (Hertz, David, etc.)
5. *Comparison of profitability of big and small farms.* Klawki,* **Stumpfe.** Cf. Hecht, *The Condition of the Peasants.*

{	<table style="display: inline-table; vertical-align: middle;"> <tr> <td style="font-size: 3em; vertical-align: middle;">{</td> <td style="padding-left: 5px;">man</td> <td style="font-size: 3em; vertical-align: middle;">}</td> </tr> <tr> <td style="font-size: 3em; vertical-align: middle;">}</td> <td style="padding-left: 5px;">cattle</td> <td style="font-size: 3em; vertical-align: middle;">}</td> </tr> <tr> <td style="font-size: 3em; vertical-align: middle;">}</td> <td style="padding-left: 5px;">land</td> <td style="font-size: 3em; vertical-align: middle;">}</td> </tr> </table>	{	man	}	}	cattle	}	}	land	}	}
{	man	}									
}	cattle	}									
}	land	}									
6. *South-German Inquiries.* Baden, Bavaria, **Württemberg.**²⁶
- C. ***Statements of Principles by Marxists in the West.***

Transfer to end? of Section IV (D)

***The Agrarian Programme of
West-European and Russian
Social-Democrats***

1. *Marx and Engels in the 1840s. The Communist Manifesto.*—*Neue Rheinische Zeitung*²⁷—Marx on American agriculture in the 1840s.²⁸
2. *Resolutions of the International,*²⁹ Engels in 1874, his programme.³⁰
3. *The agrarian debates of 1895.*³¹ Engels in *Die Neue Zeit* on the French and German programmes.
N.B. ***Social-Democrats in the Countryside.*** (**Böttger** Hugo).

* See pp. 138-59.—Ed.

4. *K. Kautsky in Soziale Revolution.*
[A § from D to this point? Principles of the Russian agrarian programme.]*

D. *The Agrarian Question in Russia.*

To D. Russia's agricultural decline. Stagnation.
Famines. Collapse or transition to capitalism?

Narodnik theories	}	1. <i>Commune.</i> Fiscal nature ignored. Isolation ignored.	Flight from "people's production" in the central areas to the capital and the border areas.	N.B.
		2. <i>People's production.</i> Chernyshevsky—.... (V. V., N.—on).		
		3. <i>No soil for capitalism.</i> No internal market. Decline.		

4. Historical significance of Narodnik theories.
5. *Disintegration of the peasantry.* Overall data. Results. Meaning (=petty bourgeoisie)
6. *Class struggle in the countryside.* Formation of an agricultural proletariat. Transition from the corvée system to the capitalist economy.
7. Growth of commercial and capitalist farming.
8. *Struggle against the relicts of serfdom.* Freedom of movement (Maslov).³² Withdrawal from commune. Freedom to alienate land.
9. Agrarian programme of the Social-Democrats. "Cut-off lands".

—————
*Essay II*³³ (*agrarian statistics*)

1. Hecht + *Bavarian Inquiry*
2. (Auhagen) Klawki + *Württemberg Inquiry*
3. *The Condition of the Peasants* + *Stumpfe*
4. Baden Inquiry.
5. German agrarian statistics
 small-scale economy
 latifundia
 middle peasantry. Worsening of animals.
6. Livestock. Industries.

* Section C crossed out in MS.—Ed.

7. Dairy farming (tobacco-growing, wine-growing).
8. Co-operatives.
9. Rural population by status.

Rent³⁴

- | | |
|---|---|
| <p>A. 1 dessiatine — 80 poods.
 40 rubles of invested
 capital + 8 rubles of
 profit = 48 rubles ÷ 80 =</p> | <p>60 kopeks 51.2 r. (64 k.) 3.2 r.</p> |
| <p>B. 1 dessiatine — 75 poods.
 40 rubles of invested
 capital + 8 rubles of
 profit = 48 rubles ÷ 75 =</p> | <p>64 kopeks 48 r. (64 k.)</p> |
| <p>A)</p> | <p>— 64 r. 16 r.</p> |
| <p>B)</p> | <p>— 60 r. 12 r.</p> |
| <p>C) 1 dessiatine — 60 poods.
 40 rubles of invested
 capital + 8 rubles of
 profit = 48 ÷ 60 =</p> | <p>80 kopeks 48 r.</p> |

Written before February 10 (23),
 1903

First published in 1932
 in *Lenin Miscellany XIX*

Printed from the original

SECOND VARIANT

**MARXIST VIEWS OF THE AGRARIAN
QUESTION
IN EUROPE AND RUSSIA**

A. *General Theory of the Agrarian Question.*

(One lecture for A)

1. Theory implies *capitalist* agriculture = commodity production + wage labour.

Growth of commercial agriculture: formation of market towns (in Europe and in Russia)
industrial development (Parvus)
international grain trade.

Forms of commercial agriculture:
its areas
specialisation —————
industries

example of concentration of dairy farming on farms with up to 2 hectares: p. 103 of the article*

! David, p. 152, note: "On the whole, it is small-scale production that is prospering in vegetable- and fruit-growing as well as in agriculture. According to 1895 industrial statistics, of 32,540 fruit and vegetable farms,

N.B. || David (and K. Kautsky) on market-gardening

40 per cent had an acreage of less than 20 ares,

* See present edition, Vol. 5, p. 212.—*Ed.*

25 per cent from 20 to 50 ares,
and 'only' 6 per cent more
than 2 hectares."

Degree of the peasant's subordination to the market

{	need	{	percentage of cash budget.
			Usurers. Taxes.
	money	{	Decline of patriarchal household industries (K. Kautsky and Engels)
			Peasant = half industrialist and half merchant (<i>Capital</i> , III, 2, 346, ³⁵ <i>Development of Capitalism</i> , 100*)

Formation of a class of *farmers* and a class of *agricultural hired labourers* is the start of the process (K. Kautsky. P. 27.³⁶ *Capital*, III, 2, 332.³⁷ *Development of Capitalism* 118**)

diverse forms of agricultural wage labour (*Development of Capitalism* 120***)

{

cf. article pp. 68-70 on the "dependent" and "independent" nature of small farmers****

(non)influence of the form of landownership (*Development of Capitalism* 242*****)

N.B. || fragmentation, *parcelisation* of peasant holdings.

2. *Theory of rent.*

Marx's theory of value. Rent can come only from *surplus value*, that is from surplus profit.

Profit (=surplus value: *Capital*). Average profit (K. Kautsky, 67).

Surplus profit comes from the *differences in fertility* Differential rent

Differential Rent I.

The price of grain is determined by the worst production

{ limited quantity of land }
{ growth of market }

Differential Rent II: additional investment (expenditure) of capital into the land.

* See present edition, Vol. 3, pp 155-56.—*Ed.*

** *Ibid.*, p. 176.—*Ed.*

*** *Ibid.*, pp. 178-79.—*Ed.*

**** *Ibid.*, Vol. 5, pp. 195-96.—*Ed.*

***** *Ibid.*, Vol. 3, pp. 323-24.—*Ed.*

Differential Rent **grows** in a mass of (most) combinations.
 Differential Rent originates from capitalist *enterprise* on the land
 it comes from the difference in the quantity of *produce*.

Monopoly of private ownership of land. Absolute rent

— **Absolute rent**

or = monopoly price

(absolute rent) = or = from the **lowest** composition of agricultural capital

Absolute rent does not come from capitalist *enterprise* on the land but from the private *ownership* of land Price of land

— it does not originate from the quantity of produce, but is a *tribute*

A tribute fixed in the *price of land*.

Price of land = capitalised rent. Removal of capital from agriculture

Fixing of high prices.

3. *Role of rent and capitalism in agriculture.*

Rent prevents grain prices from falling (*Parvus*) Role of rent

cf. *Capital*, III, 2, ?³⁸

Rent *takes away* all agricultural improvements all profits over and above the average.

(Nationalisation of land would do away with absolute rent.)

Agrarian crisis does away with *absolute* rent.

{ competition between lands without rent }
 { and lands with rent. }

Two *forms* of levying rent:

the **farmer system** (K. Kautsky, 85)

the **mortgage system** (K. Kautsky

87-89. *Development of Capitalism*,

442*)

Forms of levying rent

* See present edition, Vol. 3, p. 555.—*Ed.*

Both processes =

- (1) separation of the landowner from agriculture. In this context, deal with the role of capitalism in agriculture.
- (2) rationalisation of agriculture (competition)
- (3) its socialisation
- (4) elimination of indenture and labour service.

4. [3]. *Law of diminishing returns.*

Ricardo (and West). *Marx's correction.*
Zarya No. 2-3, p.*

Bulgakov: the difficult problem of grain production.
 Refutation. *Zarya* No. 2-3, p.**

Maslov

con: on the one hand, against Bulgakov

on the other, admission of > productivity of extensive farming. Maslov pp. 72, 83 et al. Especially 72.

Con—Marx III, 2, 210³⁹

(*Development of Capitalism*, 186
 and 187***)

Extract
from Marx
*on R. Jones*⁴⁰

“concentrate all agriculture on 1 dessiatine”

Maslov, pp. 79 and 110 (without “the law” there would have been no differential rent)

p. 86 (incontrovertible fact of diminishing returns)

Con—p. 114 (there are different cases!)

Maslov p. 72. Economists denying “the law” labour under a misunderstanding.

110: productivity of labour may grow, but “the law” remains. (No proof!)

130-31: con Marx (denial of absolute rent).

N.B. 109: “he does not explain competition by the level of rent but vice versa”. = Meaning of Maslov’s mistake.

Obscures tribute (rent) by means of ostensibly natural causes, as the cost of producing grain.

5. *Contradictions of agricultural capitalism*: rationalisation of agriculture—and plunder of the soil

Meaning of separation of town from country (Bulgakov and Hertz and Chernov and *Zarya* No. 2-3, p.*)

Nossig, p. 103: *extracts*

* See present edition, Vol. 5, p. 110.—*Ed.*

** *Ibid.*, pp. 114-19.—*Ed.*

*** See present edition, Vol. 3, pp. 257-59.—*Ed.*

Elimination of indenture—and the debasement of the agricultural hired labourer and small peasant.

Development of the productive forces—and the growth of *tribute*, the rent, which prevents the lowering of prices and investment of capital into agriculture.

Superiority of the big farm (as capitalism develops).

To A. 1) K. Kautsky, 2) *Development of Capitalism*; 3) *Zarya* (2-3) 4) Maslov 5) Parvus 6) Extracts from Nossig.

B. *Small- and large-scale production in agriculture*. (Two lectures for B.)**

1. The approach to the question as an *isolated* one is incorrect

(everything within the framework of capitalism.
The important thing is not the displacement
of small-scale farming but the *wholesale*
capitalist transformation of agriculture.)

2. Technical superiority of large-scale production. Machines. *Zarya* No. 2-3*** (objections of Bulgakov, Hertz, David, etc.)

Commercial cost-cutting
machines

(α) fertilisers
drainage

α	}	division of labour
α		co-operatives

(β) buildings
implements

(γ) marketing and purchasing

3. Diverse forms of *displacement* and *decline* of small farms: household industries
outside seasonal work
wage labour
worsening of nutrition
more work

* See present edition, Vol. 5, pp. 146-59.—*Ed.*

** Points 1, 2 and 3 of Section B in the manuscript are crossed out in plain pencil by means of two vertical lines, apparently in the process or an editorial reading.—*Ed.*

*** See present edition, Vol. 5, pp. 130-46.—*Ed.*

worsening of animals
 ” ” land (plunder)
 debts
 etc.

4. *Detailed studies.*
 (2nd agrarian article)

Hecht	$\left(\begin{array}{c} \text{N.B.} \\ + \text{Bavarian} \\ + \text{Württem-} \\ \text{berg} \\ + \text{Stumpfe} \\ \text{N.B.} \end{array} \right)$	$\left\{ \begin{array}{c} \text{N.B.} \\ + \text{Baudrillart} \\ + \text{Souchon} \\ + \text{Chłapowski} \\ \text{N.B.} \end{array} \right\}$
Auhagen		
Klawki		
<i>The Condition of the Peasants</i>		
Baden Inquiry		
$\left\{ \begin{array}{l} \text{Result: (1) man} \\ \quad \quad (2) \text{ cattle} \\ \quad \quad (3) \text{ land} \end{array} \right\}$		

5. **Overall data of German agrarian statistics:**

- (1) small farms
- (2) latifundia
- (3) medium farms. Worsening of animals
- Distribution of animals. Industries.
- Dairy farming (tobacco-growing, wine-growing)

6. —*Co-operatives*

7. —Loss of land and proletarianisation.
 Distribution of *rural population*
 by land holdings.

C. *The Agrarian Question in Russia*
 (1 lecture for C).

- | | | |
|---|--|---|
| $\left\{ \begin{array}{l} 1. \end{array} \right.$ | Old views = Narodism
Peasantry = “people’s produc-
tion” (not petty bourgeoisie)
Commune = rudiments of com-
munist (not fiscal)
no soil for capitalism: no inter-
nal market, peasantry is the
greatest antagonist, no class
struggle in agriculture. | $\left. \begin{array}{c} \textit{Essence} \\ \textit{of Narodism} \end{array} \right\}$ |
| | 2. This is a whole world outlook,
starting from Herzen and end-
ing with N.—on. ⁴¹ A vast
stretch of social thinking. | $\left\{ \begin{array}{c} \textit{“agrarian} \\ \textit{democracy”}. \\ \text{Its historical mean-} \\ \text{ing} \end{array} \right\}$ |

- || ***Its historical meaning:*** idealisation of the struggle against serfdom and its relicts ("Agrarische Demokratie") Marx

{	<i>survivals among Socialist-Revolutionaries</i>	}
---	--	---
- Elements of *democracy*
 + utopian socialism
 + petty-bourgeois reforms
 + reactionary nature of the petty bourgeois.
3. Central question: *disintegration of peasantry, its transformation into petty bourgeoisie, class struggle in the countryside*

<i>disintegration of peasantry the mistake of the Davids)</i>

Disintegration of peasantry.

Ways of studying it (*inside commune*).

Principal symptoms of it: *Development of Capitalism*

81

(14 symptoms, 2— and 12 +)*

Analysis of each symptom with a few examples. (*Extract from Maslov on the buying of land by peasants.*)

Con—*Vikhlyaev* p. 108.⁴² Loss of horses, "statics" and "dynamics".

Conclusions = *petty bourgeoisie*. (*Development of Capitalism, 115, § 2***)

Overall results from data of horse census (*Development of Capitalism, 92****).

Areas of disintegration: South of Russia, dairy farming, Amur (Maslov 324), Orenburg (Maslov 325), Siberian butter-making.

(there is disintegration wherever the peasant is in a better position internal tendencies to disintegration)

* See present edition, Vol. 3, p. 129.—*Ed.*

** Ibid., pp. 172-73.—*Ed.*

*** Ibid., p. 144.—*Ed.*

The agrarian system of Russia. There would be no need for an agrarian programme, if it were a question of capitalism alone: (Engels. Böttger). But—the *relicts of serfdom*.

Delays in disintegration:

- labour service
- high taxes
- N.B. no freedom of movement—
(Maslov on commune:
extract).
- usurer's capital

4. Transition from the corvée system to the capitalist economy.

(trans-) Labour service system.
(itional) (*Development of Capi-*
system) (*talism*, 133, 135*)
cut-off lands, etc.

Class of hired labourers
in agriculture: 3.5 million **at least**.

5. *Migration of workers* in Russia as summarised development of capitalism
fleeing from people's production
(*Development of Capitalism* 466-469).**

relicts
of
serfdom

Migration
of workers
in Russia

Hence, the essence of the present moment in the economic evolution (and the whole history) of Russia.

- = *Elimination of the relicts of serfdom*
- = freedom of capitalist development
- = freedom of proletariat's class struggle

* See present edition, Vol. 3, pp. 197-98, 199-200.—*Ed.*

** *Ibid.*, pp. 585-88.—*Ed.*

{ A totally different agrarian question (than in Europe) }	{ Stagnation, famines. Decline? or freedom for capitalism }	Essence of our agrarian programme
--	---	-----------------------------------

There is the nucleus of *Narodism*, its *revolutionary*-democratic nucleus
Rich peasantry already there

Diverse forms of hired labour

10 million
Development of Capitalism
462*

- elimination of the relicts of serfdom will formalise and enhance its power
- higher living standards will expand the internal market, and develop industry
- development of the *proletariat and the class struggle for socialism.*

Failure of the Socialist-Revolutionaries and the Ryazanovs to understand the agrarian programme

Rudin's theses**
"Moderate nature" of cut-off lands.
Empty talk:
co-operation + socialisation + expropriation—it is *neither agrarian nor a programme*

Written before February 10 (23), 1903

First published in 1932
in *Lenin Miscellany XIX*

Printed from the original

* See present edition, Vol. 3, p. 581.—*Ed.*

** See p. 61.—*Ed.*

**THE AGRARIAN PROGRAMME
OF THE SOCIALIST-REVOLUTIONARIES
AND OF THE SOCIAL-DEMOCRATS⁴³**

OUTLINE OF LECTURE

FIRST VARIANT

*THE AGRARIAN PROGRAMME
OF THE SOCIALIST-REVOLUTIONARIES⁴⁴
AND OF THE SOCIAL-DEMOCRATS*

In order to make a comparison of the programmes and to assess them, it is necessary to examine the *principles*, the theory, from which the programme flows.

A) *Attitude of the S.R.s to the Narodniks.*⁴⁵

1. S.R.s are neither for nor against.

2. *Rudin*⁴⁶ 29: "valuable legacy" ("the purified"!?)

3. *Rudin* denies differentiation *Rudin* 21. (!)

4. Bashful concealment of Narodism.

5. And failure to understand its *historical* significance (the initial form of democracy "**agrarische Demokratie**").

6. Deviation: the orthodox, the dogmatists start from Russian relations and data, whereas the "heirs" of the Narodniks have *nothing* to say about this, but then they travel all over Belgium + Italy.

! ("Already land in some parts of Russia is flowing from *capital* to labour")
No. 8, p. 8⁴⁷

Revolutsionnaya Rossiya
No. 11, pp. 8-9: David and K. Kautsky and Guesde and Jaurès and Belgium and Italy!!
Trying to *draw in* the peasant. ***Into what?***

B) *Failure to Understand the Whole of the Historical and Economic Evolution of Russia.*

1. Sitting between two stools; between the Narodniks and Marxism.

Vestnik Russkoi Revolutsii No. 1 “the creative side” of capitalism. (quotation in *Zarya* No. 1, editorial).

Revolutsionnaya Rossiya No. 12, 6: the peasant—“servant and master” lives a life based on the “law of labour”

!!! The class struggle in the countryside (*Revolutsionnaya Rossiya* No. 11).

! “We do not agree that the peasantry belongs” to the *petty-bourgeois* sections.

(A centre of Narodism and Marxism!)

|| “family” and “bourgeois-capitalist” economies ||

2. Failure to understand the total *change* of the two structures of life in Russia (the patriarchal structure based on serfdom and the capitalist)

See:

3. Are there any relicts of serfdom? Is there a task to develop capitalism?

No: *Revolutsionnaya Rossiya* No. 8, p. 4. Yes: *Revolutsionnaya Rossiya*, No. 15, 6.

!! “The 1861 reforms have *cleared* the way (!) and given full (!!!) scope to the development of !! capitalism.”

! *Revolutsionnaya Rossiya* No. 11, p. 9: “they failed to see that the creative role of capitalism in agriculture gives way to the destructive one”, “the *disorganising*” one.

Revolutsionnaya Rossiya No. 15, 6: if the peasantry is demanding an “equalisation of land” there are only two ways: (1) transfer to *individual* ownership or (2) to *collective* ownership, *socialisation*.

4. Cut-off lands—indenture. Let’s assume that’s so (Rudin 14). “But not **widely comprehensive**” Rudin 14 (!)

This fails to give a *broad*!! provision of land" (Rudin 14).

"Give" more, *promise* more!!

5. Mr. Rudin's two theses (17)

(α) Allotment of land will help the peasant to fight capitalism!

(β) it will slow down the capitalisation of large-scale farming, (a process!!) which is *grinding slow as it is* Perhaps+thesis (γ) the "blunting" of the class struggle (17).

(Don't analyse! What for? What does the peasant want? "*addition of land*" !! *Revolutsionnaya Rossiya* No. 8, p. 7?

we do not count on the well-to-do peasants, for this is the start of the socialist movement

Revolutsionnaya Rossiya No. 13, p. 5: "no doubt" that the peasant movement is not socialist. But from half-socialist ideas the propagandist may arrive at "*purely socialist conclusions*".

(The poor versus the rich, whereas *Ilyin* speaks of the merger of the bourgeois and the proletarian elements in the movement

C. Failure to Understand the Class Struggle and Efforts to Obscure It.

1. The peasantry will not stop at the cut-off lands. Rudin 18.

2. The peasantry—"labour" principle

(and not class struggle?) Rudin 18.

3. What will happen *after* the cut-off lands? Consequent on the cut-off lands? (Class struggle.)

(Half-socialist programme of the peasants. *Revolutsionnaya Rossiya* No. 8, p. 3/1. "Labour principle."

Hence:*

E. Failure to Understand the Russian Revolution.

1. Is it bourgeois or democratic? *Revolutsionnaya Rossiya* No. 8, p. 3/2 and "Revolutionary Adventurism".

Sowing illusions.

2. Vulgar socialism: private property must not be defended. *Revolutsionnaya Rossiya* No. 13, pp. 5 and 6. *Revolutsionnaya Rossiya* No. 15, 6.

(Socialists—vehicles of the bourgeois spirit!)

Con *Marx* in 1848. ~~~~~

3. The peasant's equality ("To All the Russian Peasantry", p. 28, §1).⁴⁸—and denial of the right to dispose of the land.

4. Freedom of movement—and the commune "To All the Russian Peasantry", p. 28, §1.

(*Maslov's* data)

F. The Social-Democratic Agrarian Programme.

- | | | |
|--------------------------|--------------------|---|
| 1. Unfeasible? | We vouch | |
| 2. Its principles | (α) Serfdom | → |
| | (β) Class struggle | |
| | (γ) Socialism. | |

Martynov
"Fearful for Martynov" Rudin 26.
*Quote from Martynov.*⁴⁹

3. Its meaning = *the rural proletariat must help the rich and well-to-do peasant to fight serfdom.*

Rudin "not all the peasants are hostile to the old*) regime" 15-16.

Against: **quote from Engelhardt**⁵⁰

5. What are we going to tell the peasant?

Agrarian system (10:1½—2—6½)⁵¹

(!) *) *Revolutsionnaya Rossiya* No. 8, p. 7, 1: "petty-bourgeois sections" "always in general" "hold on to the existing order" (Sic!)

* Lenin indicated a switch of points by means of a bracket in blue pencil, but failed to alter the alphabetical order of the points. They are given as indicated.—Ed.

4. The question of reviewing the peasant reform has been raised by all the progressive (= liberal) intelligentsia of Russia.

Quote from V. V. ⁵²

- Cf. *Ireland*.
- 1) agrarian non-capitalist struggle.
 - 2) buying out now.
 - 3) the Narodniks draw a comparison between Russia and Ireland.

Hence:

D. *Vulgarised Petty-Bourgeois "Criticism"* *Narodism + Bourgeois*

1. Between the orthodox and the critics (*Vestnik Russkoi Revolutsii* No. 2, p. 57). The small is growing.

Unprincipled attacks (wails) against the "dogmatists" etc. *Revolutsionnaya Rossiya* No. 8 passim.

2. "New Way to Socialism" *Revolutsionnaya Rossiya*.

3. Game: distortion of Engels (extracts). *Revolutsionnaya Rossiya* No. 14, p. 6 and Rudin 21.

Engels supplemented by Böttger: *Engels's prediction is coming true*.

4. Attitude to the small peasant on the part of our programme and the whole working-class = Social-Democratic socialism.

5. Co-operatives. *Revolutsionnaya Rossiya* No. 8, p. 11 ("all possible types") in general!

(Levitsky)

Bourgeois and socialist co-operatives
German and Russian data!

German
Rocquigny⁵³
Russian

G. *Unprincipled Stand of the Socialist-Revolutionaries*

1. Man without convictions—party without principles.

2. Rudin 16: "the future will clarify".

3. Ibid: "try to prevail upon the farm hand" (!!)

4. **No programme!** Con—Rudin, 4

Revolutsionnaya Rossiya also boasts in No. 11, p. 6 ("Our programme has been put forward") (?)

Thus,

H. “*Universal men*”

We have seen the co-operatives,

but about

Socialisation.

Four meanings:

1) = nationalisation.

Revolutsionnaya Rossiya No. 8, p. 11.

(economic association et al.).

2) = socialist revolution (“To All the Russian Peasantry”) p. 31, §12. (minimum?)

3) = commune. Popular anarchy. *Revolutsionnaya Rossiya* No. 8, pp. 4, 2.

“The peasantry proclaims the equalisation principle.”

“We are free from idealisation”, **but** it is easier to start from the “traditions of communal management”. “Superstitious hostility to the communal principle.”

“*Colossal organisation of the communal peasantry*” No. 8, p. 9.

!! *no other class is so impelled to political struggle. Ibidem, p. 8*

use on labour and equal lines to be “implemented to the end” No. 8, p. 8.

(Equalisation?)

between communes?)

4. = “Dutch meaning” *Revolutsionnaya Rossiya* No. 15, p. 8, “the Dutch *type* is most suitable”), i.e., *communalisation*

(petty-bourgeois triviality)

“*Universal men*” indeed!

Written before February 18
(March 3), 1903

First published in 1932
in *Lenin Miscellany XIX*

Printed from the original

*) Dutch: “extension of the commune’s rights in taxing, buying out and expropriating land”. *Revolutsionnaya Rossiya* No. 15, 7.

“Fellows, there’s more land to be had!”
Revolutsionnaya Rossiya
No. 8, p. 7.

stressing this to be a minimum!
socialisation = i.e., “transfer to the ownership of society and the use of the working people?”

SECOND VARIANT

THE AGRARIAN PROGRAMME OF THE
SOCIALIST-REVOLUTIONARIES
AND OF THE SOCIAL-DEMOCRATS

Three main themes: I. The Basic Principles of an Agrarian Programme. II. The Agrarian Programme of the Social-Democrats. III. The Agrarian Programme of the Socialist-Revolutionaries.

I. *The Basic Principles of an Agrarian Programme* (= the views of Russian socialists of the agrarian question in Russia).

1. *Narodism*—the Σ of the old socialist views of the agrarian question. The *whole* history of Russian socialist thinking on the agrarian question is a history of Narodism and *its struggle against Marxism*.

2. *S.R.s neither here nor there*.

On the one hand—the “creative” side of capitalism (*Vestnik Russkoi Revolutsii* No. 1, p. 2) *not* saying: “We are Narodist Socialists”.

On the other hand—“*they do not recognise the petty-bourgeois nature of the peasantry*” (*Revolutsionnaya Rossiya* No. 11, p. 7)

“*family and bourgeois-capitalist economies*”

ibidem

Rudin (21) *denies* the “*differentiation*” (*Rudin* 21) “*already land in some parts*” “*is flowing from capital to labour*” (*Revolutsionnaya Rossiya* No. 8, p. 8).

the peasant—“*law of labour*”, “*servant and master*” (*Revolutsionnaya Rossiya* No. 12, 6).

3. *Equivocation*. War on the “dogmatists”, the orthodox, and at the same time avoidance of a straightforward stand on questions of Russian socialism, and travel all over Belgium + Italy!

Between the “critics” and the “orthodox”

David and K. Kautsky } etc. etc.
Jaurès and Guesde }

Compare *Vestnik Russkoi Revolutsii* No. 2, p. 57; (K. Kautsky and “critics”)

4. “Game”: quotations from **Engels**. “Agreeing” with Liebknecht, and with Marx and with Engels!!

Revolutsionnaya Rossiya No. 14, p. 7, quotations from Engels (idem Rudin briefly 21)

(total distortion of Engels)

Extracts from Engels.

Engels supplemented by Böttger. (The prediction is coming true.)

5. An instance of confusion in Russian issues: **are there any relicts of serfdom? No**: *Revolutsionnaya Rossiya* No. 8, p. 4.

Full scope given!!!

Yes, not juridical but economic. *Revolutsionnaya Rossiya* No. 15, 6.

{No straightforward answer!! No principle at all!!}
In the event, our agrarian programme or the “cut-off lands” *cannot* be understood!!

Nothing can be understood without clarifying your attitude to the relicts of serfdom and to the *whole* “change”, all the post-reform economic evolution.

6. Socialists can *never* stand up for private *property*: “socialists” are “vehicles” of the “bourgeois spirit”. *Revolutsionnaya Rossiya* No. 13, 5 and 6, No. 15, 6.

they have adopted the “slogans of the bourgeois camp”, etc.

“introduction of the bourgeois spirit” into the programme.

Revolutsionnaya Rossiya No. 15, p. 7.

(*vulgar socialism*)

*Con-Marx in 1848**

* In the MS., Point 6 is crossed out in plain pencil.—Ed.

extracts

- 7. Failure to understand (1) relicts of serfdom
- (2) historical significance of small *private free* property leads to total incomprehension of the cut-off lands.

Instead of assessing the *historical* significance they make an assessment in general in the sense of *provision*. *Rudin* 14: it involves indenture, etc., but not “widely comprehensive”!! (there is no “broad land provision”) (*Rudin* 14)

{	<p><i>good wishes</i> instead of a <i>conclusion</i> from the evolution: either “allotment of land” to peasants as their private property, or the “organisation” of equalised peasant land tenure.</p>	<p><i>Revolu- tionnaya Rossiya No. 15, 6</i></p>
---	--	--

- | | |
|---|--|
| 2 | <ul style="list-style-type: none"> 8. Rudin’s “Theses” (p. 17) <li style="padding-left: 20px;">(1) <i>Allotment</i>, of land will help to fight capitalism <li style="padding-left: 20px;">(2) it will slow down the capitalisation of privately owned farms, which is <i>grinding slow as it is</i> <li style="padding-left: 20px;">(3) it will blunt the class struggle. |
|---|--|

9. They will not stop at the cut-off lands (*Rudin* 18). Of course, not. **What then?** The class struggle or the “labour” principle (*Rudin* 18)??

II. *The Agrarian Programme of the Social-Democrats.*

1. *Unfeasible?* We vouch—(in what sense).

- | | |
|---|---|
| 3 | <ul style="list-style-type: none"> 2. Its principles <li style="padding-left: 20px;">(1) relicts of serfdom—cf. <i>Martynov</i>, p. 34. <li style="padding-left: 40px; border: 1px solid black; padding: 2px;">Rudin, 26 “fearful for Martynov” <li style="padding-left: 20px;">(2) class struggle <li style="padding-left: 20px;">(3) socialist revolution of the proletariat. |
|---|---|

3. The *land issue is being seen in the cut-off lands, whereas that is only a way of formulating the struggle against serfdom, of eliminating the relicts of serfdom.*

4. The question of reviewing the "1861 reform" has been raised by all the progressive (= liberal = bourgeois-democratic) thinking in Russia.

Quotation from V. V.

4. 5. The **meaning** of our agrarian programme: the Russian proletariat (including the rural) must support the peasantry in the struggle against serfdom.

Rudin 15-16: "*not all the peasants are hostile to the old regime*".

Cf. *Revolutsionnaya Rossiya* No. 8, p. 7: "petty-bourgeois sections" "always in general" "hold on to the existing order".

5. 6. *What are we going to tell the peasant?* The "peasantry's" agrarian system
Con Engelhardt
 The Socialist Party and the immediate task = *start* of the class struggle for socialism.

III. *The Agrarian Programme of the Socialist-Revolutionaries.*

1. Man without convictions = party without theory

2. Rudin 16: "the future will clarify": "We must go out both to the worker and to the peasant"

3. **No programme.** Con—Rudin 4 and *Revolutsionnaya Rossiya* No. 11, p. 6.

("our programme has been put forward")

4. *Reactionary* silence on the historic tasks of the moment—and invention of benevolent, confused wishes of "socialisation".

the peasant's equality "*To All the Russian Peasantry*",
p. 28, § 1

—and no right to dispose of the land
 freedom of movement—and no withdrawal from the commune.
(Maslov's data)

5. *Co-operatives: Revolutsionnaya Rossiya* No. 8, p. 11 { German
Russian
Rocquigny }

6. **Socialisation**

- 1) = nationalisation. *Revolutsionnaya Rossiya* No. 8, p. 11. Talks on land, 15
- (one in four parts) 2) = socialist revolution. “*To All the Russian Peasantry*”, p. 31, § 12.
- 3) = commune. “*Colossal organisation of the communal peasantry*” No. 8, p. 9.

“easier to start from” “communal traditions”, etc.

“equalisation principle to be implemented to the end” No. 8, p. 8.

(although we are free from “idealisation”!)

4) *Dutch* herring

“extension of the commune’s rights in taxing, buying out and expropriating land”. *Revolutsionnaya Rossiya* No. 15, p. 7

“The Dutch type is most suitable.”

Revolutsionnaya Rossiya No. 15, p. 8.

Universal men!!

Written before February 18
(March 3), 1903

First published in 1932
in *Lenin Miscellany XIX*

Printed from the original

PLANS AND OUTLINES OF CONCLUDING SPEECH

PRELIMINARY PLAN

- α Inadequacy of cut-off lands. Nevzorov 3.
Chernov 11.
- easements. Nevzorov 6
- contradictions between Lenin and Ilyin. Nevzorov
beyond cut-off lands: confusion (Chernov 1) #
- to α “unfeasibility” {Chernov 10 no}
class struggle within commune (Chernov 2). Liberal
kulaks still there: Chernov 3
- β { commune. Nevzorov 5
collective responsibility. Nevzorov 4
- γ K. Kautsky and Engels. (Chernov 8) (and Chernov 16
- ||| { repetition of predictions about differentiation
proletarianisation (Chernov 17)
the orthodox and the critics. No concentration (Chernov 18)
- δ co-operatives (4-6 Chernov)
- ε socialisation (7 Chernov)
- ζ *implanting of petty bourgeoisie*. Chernov 9 and
{Nevzorov 1 *prodding on*}
Chernov 12 (*Russkoye Bogatstvo*)⁵⁴
- η Plekhanov (Chernov 13. Nevzorov 7)
- θ *No. 1 of Narodnaya Volya* (Chernov 14)
Böttger (Chernov 15)
- ι Narodism = a tag (Chernov 19)

SUMMARY OF PRELIMINARY PLAN

I 1—3 ι

I 4—γ

I 6—ζ

I 7—9 nil #

I 5—nil and α	II ¹ —ad α
	II 2—6 nil
III ¹⁻² 3—=	III 5 δ
III 4 nil	III 6 ϵ
Nevzorov β	

RESUMÉ OF LECTURE

1. *Between Narodism and Marxism.*
 (“Gofstetter”)
 Narodism is a “tag” (Mr. Vladimirov) }
Kablukov, N,—on (Mr. Vladimirov) } “family economy”?
 (*Karyshev’s* and *Vikhlyaev’s* “classical studies”) } Nil!

2. *Between the orthodox and the critics.*
 Quotation from Engels (Mr. Vladimirov) } + *Böttger*
 and K. Kautsky (Mr. Vladimirov) }
 Kautsky’s “reservations”: “not all is correct”, etc.!!
Repetition of predictions (Mr. Vladimirov)—
 No concentration, “we do not believe in concentration”.
 (Minimum programme)
 “There can be no difference of principle between an agrarian programme and a labour programme” (Nevzorov)

3. ***Are there any relicts of serfdom?***
 Yes and no. Nil.
 cut-off lands not everywhere (Mr. Vladimirov).
 { { *Poltava gubernia*
 } } three types of cut-off lands (Nevzorov)
 } } easements (Nevzorov)
 } } ***Lenin con Ilyin.*** (Nevzorov)
 } } *labour services are not maintained chiefly by cut-off lands* (Nevzorov)

4. *Marx on small property.*
 (1) *implanting of petty bourgeoisie* (Mr. Vladimirov).
 (2) not our business to *prod on* (Nevzorov and quotation from K. Kautsky)

- {promotion of technical progress}
- (3) Nevzorov. (Marx against Marx)
 Lenin against
5. *What lies beyond the elimination of relicts of serfdom? The class struggle or the labour principle? Nil?*
-

Our agrarian programme

6. Mr. Vladimirov: "No one said **unfeasible**."

Sic *Rudin*, 13-14

[[*Russkiye Vedomosti* = bourgeoisie.
 Quotations from V. V., from *Russkiye Vedomosti* on agricultural conference.⁵⁵

7. *The principles of an agrarian programme. No one has said a word.*
8. Have these principles changed?
Plekhanov and the 1886 programme.

{ Plekhanov and nationalisation
 { Plekhanov and expropriation
 { Marx and expropriation + mortgage
 + producers' associations.

[[Plekhanov said there: "*The most likely thing is that the lands will pass to the peasant bourgeoisie*" (as Engels believed)....

- {Plekhanov—extreme weakness of character}
9. *The meaning of our agrarian programme = the Russian proletariat must support the peasantry. Nil.*
-

Socialist-Revolutionary Agrarian Programme

10. *Reactionary. Collective responsibility and the commune. "I disagree in principle" (Nevzorov). Equality of rights but no withdrawal from the commune. Nil.*

- [[Class struggle within the commune? (Mr. Vladimirov). "For that reason" extension of communal land ownership.
11. *Co-operatives. Mr. Vladimirov. Two trends* (Where? in *Revolutsionnaya Rossiya* or *Iskra*?)

12. *Socialisation*. 4 meanings. ((Small communes = domination of the rural bourgeoisie.))

PLAN OF LECTURE RESUMÉ

finale: root of mistakes
 failed to understand the difficulty
 our agrarian system
 resumé

RESUMÉ OF LECTURE

- a) The root of Nevzorov's mistake is the effort to correct Plekhanov, without having understood him. The root of the S.R.s' mistake lies *deeper*: it is a confusion of the *democratic* and the *socialist* tasks, of the *democratic* and the *socialist* elements, of the democratic and the socialist *content* of the movement. This confusion is the result of the entire social nature of the Socialist-Revolutionary movement. Socialist-Revolutionarism = an attempt on the part of the petty-bourgeois intelligentsia to obscure the working-class movement = radical, revolutionary petty-bourgeois democracy. Like the liberal democrats, they tend to *confuse* the democratic and the socialist tasks, and also to confuse the issue of the autocracy and the question of the agrarian programme.
- b) The S.R.s and Nevzorov have absolutely failed to understand the *difficulty* in drawing up an agrarian programme. Theirs applies to everything, and can be used anywhere, hence: nowhere. Sd* China and Abyssinia. Sr* Peru and Uruguay. It is *neither a programme nor an agrarian one*. It does not reflect anything; it does not define the *moment* (the historical moment: cf. 3 conditions of the programme), it fails to *provide guidance* for the present, current struggle.
- c) Our agrarian system. No answer.
 Four horizontal strata [big + peasant bourgeoisie 1½ (6½ out of 14) + middle peasantry 2 (4 out of 14) + rural semi-proletariat and proletariat 6½ millions

* These abbreviations have not been deciphered.—Ed.

(3 ½ out of 14)⁵⁶]. If that were all, there would be no need for an agrarian programme. But there are also the *vertical* partitions = commune, collective responsibility, cut-off lands, labour services, indenture. It is impossible to liberate the rural semi-proletarian and proletarian for the struggle, without also delivering the rural bourgeoisie of labour services.

- d) Resumé of the differences between the S.R. and the S.D. agrarian programmes: 1) *truth* (semi-serfdom + class struggle + capitalist evolution) + 2) *untruth* (member of a trade union, “colossal organisation of the communal peasantry”, balanced extension of socialisation, etc.).

A policy expounding untruths = a policy of revolutionary adventurism.

Written between February 18
(March 3) and February 21
(March 6), 1903

First published in 1932
in *Lenin Miscellany XIX*

Printed from the original

1. Margis nigra o nhl, 2. h. - p. l. r. g. t. h. - ~
 nigra o nhl. Margis nigra.
2. Camptocarpus sp. l. ca. A. nigra o nhl. 4-10:
 sp. (sub. app. sp. 2. ca), K. h. (1895. sp. 1. ca. -
 plus 4. ca), p. l. (K. h. sp. 1. ca. - (C. h. h.))...
3. Lyc. sp. sp. l. ca. o. nhl. sp. h. ca. sp. 1. ca. - sp.
4. Sen. sp. sp. l. ca. o. nhl. (sp. h. ca. sp. 1. ca. - sp.)
 (1) sp. h. ca. (2) sp. h. ca. (3) sp. h. ca. - sp.
 sp. h. ca. sp. 1. ca.
5. Kop. 4. ca. sp. l. ca. o. nhl. ... Sen. sp. sp. l. ca. o. nhl.
Sen. sp. sp. l. ca. o. nhl. ... Sen. sp. sp. l. ca. o. nhl.
6. Sen. sp. sp. l. ca. o. nhl. ... Sen. sp. sp. l. ca. o. nhl.
7. Sen. sp. sp. l. ca. o. nhl. ... Sen. sp. sp. l. ca. o. nhl.
8. Sen. sp. sp. l. ca. o. nhl. ... Sen. sp. sp. l. ca. o. nhl.
9. Sen. sp. sp. l. ca. o. nhl. ... Sen. sp. sp. l. ca. o. nhl.
10. Sen. sp. sp. l. ca. o. nhl. ... Sen. sp. sp. l. ca. o. nhl.
11. Sen. sp. sp. l. ca. o. nhl. ... Sen. sp. sp. l. ca. o. nhl.
12. Sen. sp. sp. l. ca. o. nhl. ... Sen. sp. sp. l. ca. o. nhl.
13. Sen. sp. sp. l. ca. o. nhl. ... Sen. sp. sp. l. ca. o. nhl.

- Camptocarpus sp. l. ca.
- Margis nigra o nhl.
1. Sen. sp. sp. l. ca. o. nhl. ... Sen. sp. sp. l. ca. o. nhl.
 2. Sen. sp. sp. l. ca. o. nhl. ... Sen. sp. sp. l. ca. o. nhl.
 3. Sen. sp. sp. l. ca. o. nhl. ... Sen. sp. sp. l. ca. o. nhl.
 4. Sen. sp. sp. l. ca. o. nhl. ... Sen. sp. sp. l. ca. o. nhl.
 5. Sen. sp. sp. l. ca. o. nhl. ... Sen. sp. sp. l. ca. o. nhl.
 6. Sen. sp. sp. l. ca. o. nhl. ... Sen. sp. sp. l. ca. o. nhl.

Lenin's manuscript,
"The Peasantry and Social-Democracy".
Not earlier than September 1904

THE PEASANTRY AND SOCIAL-DEMOCRACY⁵⁷

The Peasantry and Social-Democracy

Marxist Theory and the Social-Democratic Programme

1. The agrarian question with West-European Social-Democracy. David, etc.
2. " " in Russia: the old Narodniks, the Liberals and the Socialist-Revolutionaries. Practical significance during reforms.

3. *Large- and small-scale production*
Auhagen
Klawki, etc.

Conclusions concerning the maintenance of labourers, livestock and land

Denmark.

4. *Co-operatives*. DAVID, etc. French reactionaries
Rocquigny
Holtz
Buchenberger

5. Specifics of Russia.
Together with the peasant bourgeoisie against the landowners.
Together with the urban proletariat against the peasant bourgeoisie.

6. The importance of Social-Democratic agitation among the peasants, especially in the epoch of political revival. Development of the peasants' class-consciousness, and of democratic and Social-Democratic thinking.

-
1. Theory of Marxism (α) on the condition, evolution and role of the peasantry—and (β) the Social-Democratic programme. Closely bound up.

2. Urgency of the peasant question. The agrarian programmes of the Social-Democratic parties: the French (petty-bourgeois nature. Criticism by Engels), the German (1895. Breslau), the opportunist and revolutionary wings of the *Russian*. (Critics. "David.") (Bulgakov)....
3. The *Russian* agrarian programme of the Social-Democrats, their special distinction from the *Narodniks* and the *Socialist-Revolutionaries*.
4. The principles of the Marxist theory concerning the peasantry (cf. *Development of Capitalism*, quotations from Marx)
 - 1) the role of large-scale production; 2) the petty-bourgeois nature of the peasant; 3) his past and future + {Souchon. Add K. Kautsky's *The Social Revolution*.
5. Large- and small-scale production in agriculture.... From the *Manuscript: Hecht*, Auhagen; Klawki, Baden, German statistics, Stumpfe.
6. Conclusion: the importance of the maintenance of labourers, livestock, land.
7. Add: Huschke, Haggard, Baudrillart, Lecouteux, *Prussian Inquiry*, Bavarian and Hessen Inquiries, Hubach.
8. Indebtedness. *Prussian statistics*.
9. Co-operatives. General approach to the question. Rocquigny, Holtz, Buchenberger, Haggard. Statistical data: *German and Russian* (public lease). *Denmark*.
10. Conclusions concerning the West.
11. Russia's specific features.... On two flanks.

The peasant bourgeoisie and the rural proletariat.
Relicts of *serfdom* and the struggle against the bourgeoisie.
12. Together with the peasant bourgeoisie against the landowners, etc. } Tie in
 Together with the urban proletariat against the bourgeoisie } with
 } cut-off
 } lands
13. The practical importance of the agrarian question in the possibly near future. Exposure of the class antagonism in the countryside. Democratic and Social-Democratic agitation and propaganda.

Written not before September 1904

First published in 1938
in *Lenin Miscellany XXXVII*

Printed from the original

II
*CRITIQUE OF
BOURGEOIS LITERATURE
AND ANALYSIS OF MASSIVE
AGRARIAN STATISTICS
1900-1903*

CRITICAL REMARKS
ON S. BULGAKOV'S BOOK,
CAPITALISM AND AGRICULTURE,
VOLS. I AND II, PUBLISHED IN 1900⁵⁸

Bulgakov

- I. "From the author" "essay on the theory (?) of agrarian development in connection with the general development of capitalism"
— "slavishly dependent on the material"....
1. Chapter I, §1: "Law of diminishing returns"....
2. Note: "In industry man wields (!?) the forces of nature", but in agriculture *adapts himself* (?)
13. Note. Marx denies this law, but accepts Ricardo's theory of rent, which is based on it (??). (III, 2, 277?)⁵⁹
16. "Increasing difficulties of existence"....
17. —"An evident truth", which needs merely to be stated (?)
—although agrarian progress temporarily nullifies the tendency indicated by this law.
18. The law of diminishing returns is of *universal significance*—***the social question is essentially bound up with it.***
20. *The agrarian crisis* is a direct consequence of the law of diminishing returns (?)
21. In agriculture, man is a "slave" to the laws of nature, in industry, he is master ("basic distinction").

25. Agriculture does not obtain the benefits latent in co-operation.
 26-27. Marx's unhappy example (on co-operation)....
 29-30. "Absolutely inapplicable to agriculture"

(the law $\ll \frac{v}{c}$) [Skvortsov] idem 52.

31. Holds forth on trifles—about machines....
 32. "*Particular case* of law of diminishing returns— \gg labour with intensification of agriculture.
 34. "The despotism of nature"... labour \ll its productivity....
 35. "The economy of low wages"... "the economy of high wages is not applicable in agriculture".
 37. Anyone will do for agriculture: the Russian no $<$ than the Englishman.
 38. — ... "even centaurs"... Con II 433
 43. The *agricultural machine* does not revolutionise production, does not create confidence or precision of work... in the hands of Mother Nature.... (Empty phrase!)
 44. The machine cannot convert the worker into its adjunct.
 45. "The plough stops at the will of the driver"... (sic!)
 46. "The role of the machine is not exceptional (distortion and rubbish).
 48. "I am sufficiently free from the Marxist prejudice" that any machine means progress.... Sometimes agricultural machines are reactionary (!!)
 49. "Naïve" comparison between American and European agricultural machines.
 50. Development of agriculture tends to narrow down the field of application of machinery....
 51. "It makes no difference from the technical standpoint" whether labour is manual or machine.
 51 and 52. ***The usefulness of the thresher is doubtful*** (!!)...
 55. A loaf defies telling who produced it ...Mother Nature is above such distinctions....

-
- 59-60. Small farms also make use of machines: they hire them!
64. In agriculture, there are two elements beyond human control: the forces of nature (!!) and the social forces (!!)
67. Backhaus welcomes the division of labour in agriculture (Bulgakov—con).
-
76. The decisive instance is the theory of cognition (in the question of value).
82. The price of grain is determined *not* by the last application of labour and capital, but by the average.
87. Marx adds nothing to Ricardo (on differential rent) —absolute rent is a specific instance of differential rent.
90. “The limited productivity of the land”
92. “Grain has no value” (!)
- 95-96. Marx’s *unhappy* example of the waterfall —Marx’s fetishism ... (idem 105)
98. Agricultural capital takes no part in determining the rate of profit.
104. *Petitio principii = absolute rent...*
105. Rent is “not a material thing” but a “*concept*”,
106. The concept of value is an “*aerial bridge*” (?)
107. Marx’s theory of rent: obscure, contradictory, nothing new, etc.
111. “Pursuing their own path”, “by their own efforts” (“have failed to find a material definition of rent”)
113. Rent is not surplus-value—it is paid out of *non-agricultural* labour. (Bulgakov has forgotten the history of rent)...
116. Brentano’s “remarkable” *Agrarpolitik*....
120. There is no “**English rent**” in other countries. —Agricultural profit is divided between the landowner, the farmer and the labourer. {defeats himself}
125. Rent (in a landed estate)—not an English one??

131. "In Britain grain is more expensive than on the continent" (?).
139. "The mystical law of concentration" is "a Marxist prejudice"
... "Hertz's remarkable work"....
142. "The peasant economy is not going down at all"....
143. Marx vs. Marx: the dualism of the politician and the researcher.
- 146-147. Marx "obscures"—according to the law of culture, the peasant's requirements are growing....
148. Bulgakov himself keeps comparing the peasant with *capital*....
154. The peasant economy—"the most profitable for society".

176. Hasbach: "The industry and thrift" of the small owner.
214. "Pre-capitalist overpopulation"....
- 237-238. The progress of English agriculture from 1846 to 1877.
239. The growth of bigger farms
... "not the result of conflict between small- and large-scale production"??...
- 239-240. Once farming is run on capitalist lines, it is indisputable that within certain limits the large is superior to the small (!!! N.B. !!)
- 242-243. *Tendency to concentration 1851-1861-1871 until 1880* ... in Britain....
246. The scourge of competition strained all the productive skill ... but this did not refute the law of diminishing returns....
251. Under a pastoral economy the capital per area unit increases (> capital-intensive)....
252. Growth in the number of agricultural machines

1855—1861—1871—1880

55	236			
	1,205	2,160	4,222 ⁶⁰	

252. Reduction in the number of agricultural labourers ... 1851-1871 (and 1881-1891).

255. What explanation? *Overpopulation in the preceding period.*
 (+ also the consolidation of land holdings)
 (+ also the introduction of farming machines) (!!)
260. Marx (and *Hasbach*) regards this as confirming the law of concentration, the growth of $\frac{v}{c}$. (Bulgakov con!)
262. English population by occupations 1851-1881.
268. *Basic cause of the crisis*: the law of diminishing returns....
273. Per-acre productivity in Britain is not \ll .
 —Dairy farming, vegetable gardening, etc., have been *developing*.
279. Rent has suffered most of all (from the crisis)....
293. The labourer's wages and welfare are *growing*....
301. The agricultural labourers' movement has never been socialist.
- 303: "Large-scale production in agriculture has no positive social consequences" (there is not even a rudimentary trade union movement among agricultural labourers) (?).
306. Small farmers < stable
- 308-309. Distribution of farms and area in Britain 1880-1885-1895
311. The crisis most severely affected the *small farmers*.
312. *Engels's "fantastic construction"*.
- 313: Many small holders were ruined at the beginning of the 19th century....
316. The condition of the yeomen is *worse than that of the labourers*....
- 318-319. *Small holders* have suffered >, their condition is worse than that of the labourers, it is terribly hard....
- 320-322
325. Efforts to create a small peasantry. Small Holdings Act⁶¹ 1892.
- 328 and 331. Small Holdings Act was not widely applied. Small Holdings Act was of no practical importance.

333. Bulgakov's conclusions: > ruin of small farms *does not prove* (!!!) their unviability... (!!!)
338. "The final result": restoration of the **peasantry**. "A verdict against the capitalist organisation of agriculture."

 II*

12. Three-field system prevailed from the 9th to the first third of the 19th century.
17. Insts⁶² are diminishing....
30. *Communist Manifesto* gives a *wrong* picture of reality ("prophecy").
41. Prussia of the 1840s—**general overpopulation**.
44. Progress of German agriculture 1800-1850 (> than in 1,000 years) ??... "direct outcome of the growth of population" and "natural consumption" }
45. Emancipation of peasants is the basis of capitalist agriculture. }
46. Progress in agriculture is seen mainly on the *big* farms (that is, the *exchange* farms).
49. The crisis of the 1830s—capitalist baptism.
50. *Small farms were being ruined*....
56. *Big farms grow faster than small ones*.
57. 1852 and 1858. Distribution of farms and area.
62. A mass of small farms have been ruined... (since 1802)
63. "Flourishing of the large-scale economy" (distillation)
76. Growth in the soil's productivity and technical progress — — — mainly in the *large-scale economy*... ("apparently")
79. Quarter century of agricultural improvement—nil for the agricultural labourers.
80. ..."*fatal feature*": lack of economy of high wages
89. *Growth* of rentals 1849-1869-1898....

* Vol. II of the summarised book.—Ed.

- 89-90. The peasant economy was the first to feel the brunt of the crisis. It soon turned out that it was most destructive for the *large-scale economy*.
103. | The steam thresher was undoubtedly an evil
| for the labourers. This is also pointed out by
| Holtz; *a utopian idea*: to limit its use.
102. *The number of Insts* \ll with an increase of free labourers.
104. Labourers *prefer* $>$ free status.
103. "*Capitalist reorganisation of the labourers' old condition*" !!
105. It is *utopian* to set up wage labourers with land allotments. Cf. II 255.
106. Own farm is the ideal of all agricultural labourers.
106. Reduction in the number of *Insts.* 1882-1895 || N.B.
number of labourers with land —
" " " without " +
106. Growth in the number of persons (agricultural labourers) for whom agriculture is a *side line*....
114. Number of agricultural machines in 1882 and 1895 by types.
- 116-117. Number of farms combined with industries... (figures interesting but obscure)....
117. "The crisis *has not deprived* the economy of the possibility of progress."
115. Large-scale farming is always more capital-intensive than small-scale, and therefore, *naturally* gives preference to the mechanical factors of production over live labour (!)... ((the understating of the superiority of the big farms is interesting!))
- 115-116. "The reference to the supplanting of labourers by machines is quite groundless."
116. On the strength of what has been said the condition of the big farms is *critical* (!)...
118. *To hold its ground, large-scale production must*
! show *progress*: income is derived only by those!
farms which are up to the technical standard.
119. With small farms, the price of land is *higher*—ergo, ***big farms give away to small ones.***

119. Tendency: disintegration of the big farms into small ones ... and good luck!!
120. 1882 and 1895 statistics: *supplanting of big farms and in rather considerable proportions.* (!!?)
126. Middle peasant farming has grown stronger at the expense of the parcels and the big farms (5-20 hectares).
126. The growth of *latifundia* is a sign of decline (for intensiveness must lead to disintegration!!!)...
127. The increase (?) in farm employees. (?)
131. The growth of agricultural production, especially of the area under *root crops* and *beet root* || N.B.
- 132-133. Prussian agriculture is developing, and rural population?] + 4.5% (135)
133. “*Unremitting and even dissipating labour on own farms*” (N.B.)
135. Increase in the number of machines *not only* on the big but also on the medium-big farms.
135. Increase in artificial fertilisers (note).
- 135-136. How is progress possible when prices are falling? (contrary to normal conditions*)....
136. Germany owes her current progress above all to *peasant farming* ... (!!)...
138. Policy: to establish a *solid* peasantry (“The way German Social-Democracy must take!!”) “*Possibility of establishing independent farms*”....
141. There is no denying the beneficial effect of the *corn tariffs*
143. —“the tariffs *cannot evoke unconditional censure*”.
144. *Holtz* is right: labourers (!!) as well as producers.
145. ... “compromise” is the only way.
148. The technical progress of large-scale farming || is highly doubtful, its historical role is played out (!)
-
159. France at the end of the 18th century: “A *natural-economy overpopulation.*”

* The word “conditions” is not in the MS., and has been inserted according to the meaning.—Ed.

168. Growth in the urban and industrial population of France.
171. *Area under large-scale farming in the 19th century was relatively larger than in the 18th...*
- 172-173. Distribution of *côtes foncières** 1884 (2 *types of data*).
- 173-174. “*Absolute fantasy*” (“stemming from his prejudice”) Marx’s assertion (1850) concerning the indebtedness of the French peasant.
174. » Growing number of *côtes*
- Con Souchon, p. 87, since '83* << **
176. “The peasantry is divided into a proletariat and small holders” (after the revolution).
179. “*Hands are rare*” = employers are finding wages high (Vicomte d’Avenel).
181. The *market* is the power behind progress in France. Which class? (? *big capitalists + peasant owners*).
185. In France, there is an especial growth in the *area under root crops* and in the cattle population.
187. Rural population, 1882 and 1892.
188. *Distribution of farms*, 1882 and 1892.
190. Conclusion: “strengthening of peasant farms” and “*latifundia degeneration*” (!)
191. “Statistical sages” say » under-1-hectare farms owing to increase in workers. *Con*: in these departments > peasant farms.
193. *There are fewer farms than plots*. “Of course, ?(!) there is *no* reason to assume that many big estates are concentrated in the hands of one individual ... *there are only 2½ per cent of them*”
193. In wine-growing < 1 hectare may take up *all* the working time.
194. *Growth* in the number of farms with *managers* (*patently capitalist*)
Decline in the number of *day-labourer* farmers.
195. —refutation of “the fantastic assertion”.

* An individual land holding in a commune in France.—*Ed.*

** See p. 171.—*Ed.*

-
195. *Growth in leases* (“*undoubtedly, small ones*”)?
196. Reduction in the number of agricultural labourers.
207. French farm labourer is being *transformed* (??) into a *peasant*.
210. France owes her progress to small-scale farming (??)
211. Despite the progress of French agriculture, the rural population has dwindled....
212. *Agricultural machines* (? Answer: “excess population disappearing”)
213. “*We have seen that small-scale farming is ahead*” (!!)
- 213 and 215. Eulogy of peasant farming.
214. There has been no concentration: the third estate bought its lands before the revolution....
“The expropriation of a section of the peasantry
-
217. Population is limited by the means of subsistence....
218. Bulgakov “long” tended to underestimate Malthus (“invaluable work”)
220. Population increase tends to stimulate the transition to new economic forms.
221. ...Some of the poverty “undoubtedly” springs from “absolute overpopulation”....
221. Overpopulation used to be more common in the past (?)...
223. Overpopulation is not a social but “merely” an “economic” theory.
223. opop = “special problem” (opop = overpopulation)
224. “Neo-Malthusianism”, deliberate adaptation of the birth-rate....
225. Dühring (Lange): capacity of territory.
229. Capitalism is inevitable with a higher density of population... (Struve (Lange))

231. "The old political economy." Verelendungs-
theorie,* etc.
233. "*Emptiness*" of Marx's concept of station-
ary overpopulation....
237. "The peasants are not so hard hit by the crisis."
237. "*Rural* overpopulation"....
247. Peasant farming, having least capital at its
disposal, is *naturally less stable* (but this has
nothing to do with the question of its viability).
249. "Keeping within the territory's capacity" is the
main negative condition of prosperity.
251. ...One way... of thinning out the population
(cf. *note*).
253. Artisan-farmers in Germany.
255. *Development of vegetable plots (among industrial
workers) should be welcomed (!)* Cf. II 105
259. A kulak section, starvation leases, etc., tend
to grow on the basis of overpopulation (!!)
259. N.B.: Who takes over from the ruined peasants?
The peasants themselves.
260. "Illusions" on the part of "conservative Marxists"
that large-scale production is a vehicle of pro-
gress.
261. "Boundless lust"....
263. ..."Depravity rather than increase in the poor
population"
265. The problem of population is the main difficulty
N.B.: of collectivism....
266. Individual landownership is the supreme com-
mandment.
271. The fatal indebtedness of the peasantry is
a myth....
272. Indebtedness. Figures. Not high on peasant
farms.
280. Kautsky's "fantasy", "pathetic effort to stretch
a point" to prove that small farms furnish hired
labour for big ones.
(There is no interlocking of big and small farms)

* Theory of impoverishment.—*Ed.*

280. Chronic Marxist prejudice that the peasantry is incapable of technical progress.
[Tables prove nothing]
282. Progress of peasant farming: *The Condition of the Peasants*
(I 72, 276)
(II 222)
- 282-283. Peasant farming is *naturally* > labour-intensive than large-scale farming....
- 284-285. Peasant co-operatives (“and the big farms, of course”.)
287. *It is short-sighted and utopian to regard the peasant association as a step forward to socialism* (“Hertz is too closely tied to the opinion of his party”) “Narrowness” of collectives....
288. Socialisation in industry (!)
individualism in agriculture. (!)
The “slogan” of democratic development.
288. *The peasant is no less a working man than the proletarian....*
289. Against “peasantophobia”....
“There is no room in the villages for the class struggle” ... “no educational influence of this struggle” ... (bis) ...
290. The peasant has fewer political interests, as compared with the townsman....
-
311. Ireland—overpopulation.
323. Two views of Ireland: the Malthusian, and that of agrarian relations.
324. Bulgakov: some of the evil is the fault of landlordism....
331. Middlemen,⁶³ *like the kulaks*, are not an inevitable concomitant of peasant farming.
339. Leasehold interest is of subordinate significance....
340. Against Manuilov.
346. Dispossession of land would have occurred even without the landlords, in virtue of overpopulation.
351. The famine of 1846 was beneficial. There is no reason for connecting evictions and emigration (*table proves the opposite*).

-
352. "Diminution of the population is the cause of Irish progress"....
358. Growth in potato patches (up to 1 hectare: held by rural labourers, among others) in Ireland.
357. In Ireland there is no reduction of area under crop (thanks to peasant farming!)
359. Farms in Ireland by size (and 362) (**consolidation**).
360. *Capitalist agriculture* is developing in Ireland.
361. In time of crisis capitalist agriculture in Ireland tends to regress (??)
- 1) farmer capital < (! by 0.06%!)
 2) "fragmentary evidence".
363. "Latifundia degeneration" (!)
- { 30-200 acres —
 { 1200 and > acres + }
365. *Marx* is "tendentious" about Ireland, gives "a chaotic heap of figures"....
- 369-370. Progress used to come from capitalist farming, and latterly > from the peasants (!!)...
371. Development of co-operatives in Ireland.
375. "*Welfare is spreading widely among the lower orders*" (loan and savings banks)....
379. *Marx's* "tendentious distortion of reality"....
380. Now there is overpopulation once again.
384. History of Ireland: importance of the population adapting itself to the capacity of the territory....
-
385. Law of diminishing returns is the scourge of mankind
386. *Marx* gave Wakefield an unfair and biased assessment.
393. —in Wakefield's assessment, *Marx* is an *economic reactionary*. ("The idea of putting capitalism in place of the savage does not deserve condemnation.")
396. North American population by occupations....
- 398-399. American industry 1850-1860-1870-1880-1890....

412. Millionaires and *paupers* have made their appearance in America.
414. Farm area 1850-1890 (»)
- 422-423. Division of labour in American agriculture (rapaciousness).
425. Crisis in the Eastern States.
429. Dairy farming and market gardening in the Eastern States.
- 433: "Naïveté" about machine farming in North America.
- 435-436. *Distribution of farms*
438. No concentration (con the "overjoyed Marxists").
445. In 1896 I "did not deny" Zusammenbruchs theorie*... ("I would have made deletions")...
449. The growing prevalence of the internal market.
454. Urban civilisation *would have come up against the law of diminishing returns.*
455. *The grain problem is > terrible than the social one.*
- (!) 456. Marx is quite wrong about agriculture.
456. || *It is not true that capitalism leads to collectivism.*
N.B.
456. *Solid peasant* farming is supplanting large-scale farming ("democratic tide").
457. Marx's prediction—"short-sightedness turned to ridicule by history", "the *self-conceit* of scientific socialism".
457. ... "**over-estimation of social cognition**"....
458. "Sorcery and fraud" — — — — ignoramus.

Written in June-September 1901

First published in 1932
in *Lenin Miscellany XIX*

Printed from the original

* The collapse theory.—Ed.

PLAN OF OBJECTIONS TO BULGAKOV'S BOOK

Note especially

- { α) law of diminishing returns;
- { β) theory of rent;
- { γ) refutation of α in Britain, Germany, France, Ireland and America;
- { δ) on agricultural machines;
- { ϵ) "solid peasantry" and the agrarian on the question of labourers (vegetable plots), machines and taxes; "latifundia degeneration"
II, 126, 190, 363 (con—Hertz 15*)
(Ad ϵ : cf. II 375)
- { ζ) complete break with socialism. II. 287, 266, 288
 - co-operatives
 - class struggle II 289
 - capitalism does not lead to collectivism. II 456

Written in June-September 1901

First published in 1932
in *Lenin Miscellany XIX*

Printed from the original

* See p. 98.—*Ed.*

CRITICAL REMARKS ON THE WORKS OF S. BULGAKOV AND F. BENSING

Once again Mr. Bulgakov *garbles* a quotation in the grossest manner in Note 2, on p. 273 of Vol. II. The third column of his table does not apply to the "big farms", as he declares in the heading, but *to all farms in general* (*Untersuchungen*, etc.* S. 573, Anhang. III).

The last but one column of Mr. Bulgakov's table shows not the percentage of indebtedness of the "medium farms" (as Mr. Bulgakov says) but the average size of the *holding* (sic!) in *small-scale farming*. (L. c., Anhang, V, S. 575.) The last column shows not the percentage of indebtedness of the "small farms", but the average size of *holding* in *large-scale farming* (ibidem). It is incredible, but a fact that Mr. Bulgakov has managed to *confuse* the tables of the original he quotes and has "mixed up" the data on size of holdings and the data on the percentage of indebtedness.

The actual figures:					
843.10	24	643.20	24	485.06	23
	35.13%		26.80%		21.09%
(average % of indebtedness)					
<i>Klein- betrieb</i> **		<i>Mittel- betrieb</i> ***		<i>Grossbe- trieb</i> ****	
35.13	—	26.80	—	21.09	

* *Untersuchungen der wirtschaftlichen Verhältnisse in 24 Gemeinden des Königreichs Bayern* (Study of Economic Conditions in 24 Communities of the Bavarian Kingdom).—Ed.

** Small farms.—Ed.

*** Medium farms.—Ed.

**** Large farms.—Ed.

Once again: this is how Mr. Bulgakov quotes.

He refers to p. 77 of Bensing, where Bensing says that agricultural machines* have a *smaller* part to play in raising productivity than industrial machines.

But this is Bensing's introduction to a *chapter* whose *result*, p. 99, gives a considerable increase in production owing to agricultural machines.

Mr. Bulgakov quotes Bensing. I 32, 48, 44.

Bensing 4: Marx—Gegner der Maschinen in der Industrie**

Insert on Bensing in § on machines***:

1) Bensing's bourgeois attitude to agricultural machines (adopted by Bulgakov) is well illustrated by a similar attitude to machines in industry.

(p. 4. Marx—Gegner der Maschinen (cf. 1-2)

p. 5. Marx "dreht" distorts the beneficial effect of machines.

p. 11. Marx "allerhand Unheil nachsagt"**** ... to agricultural machines.

Bensing's standpoint is that of the bourgeois and the entrepreneur

female and child labour—*nil* (pp. 13-14)!!

2) Higher productivity of agricultural machines

α) special inquiry

β) a comparison of literary data p. 99 (results)

81,078 = 117.4% } reduction of costs, p. 167 (results).
69,040 = 110% }

3) Bulgakov quotes Bensing p. 42, but says nothing about this being Bensing's illustration of the importance of machines: p. 45.

Bensing on *electricity*: pp. 127 and 102.

N.B. also about *Feldbahnen****** pp. 127-29.

Can Bensing's calculations (pp. 145 et seq.) be used to determine $\frac{c}{v}$ and modify it?

Estate = 310 hectares (240 hectares of fields + 70 hectares of meadow).

It is better to take the even not-too-exact figures of Bensing himself, p. 171.

* The word "machines" has been inserted by the editors.—*Ed.*

** Opponent of machines in industry.—*Ed.*

*** See present edition, Vol. 5, pp. 130-34.—*Ed.*

**** Predicts all sorts of misfortunes.—*Ed.*

***** Field supply railways.—*Ed.*

Fall I*.

$v^*=1+2=3$ Lfd Nummer***	Mk	
(pp. 147-48 table)		=2,400 = 2 persons
		+9,700 = 17 persons
		17,525 = 13,294 work-
		ing days
		{ 5,242 men } { 8,052 women }

$m^{**}=10$ (Abgaben + Lasten) + Reinertrag****=300	v=29,625	
		c**=38,690 # 19 persons and
	<u>425</u>	
	725	Mk m= 725
		<u>13,294 working</u> days
		W**=69,040

$c=4+5+6+7+8+9+11+12+13$ Lfd. Nr.		
{	c here=annual wear and tear of c .	4,470
	All $c=57,000+14,000+150,000$ +(part of 35,500)	11,699
	(namely 35,000—29,625)	1,464
		6,660
		2,800
		1,000
		6,035
		1,900
	<u>2,662</u>	
	38,690 Mk #	

	Mk	
Capital:	57,000	livestock
	14,000	dead stock
	150,000	buildings
	35,500	working capital
	<u>256,500</u>	

Fall II.

Mk	Mk	Mk		
1,776	v 29,625	1,776 =	1,184 working days	13,294
<u>832.5</u>	1,446	330 =	220 " "	964
943.5	<u>28,179</u>	1,446 =	964	<u>12,330</u>

Hence: 19 persons +
12,330 working days

* Case One.—Ed.

** c —constant capital (the cost of the means of production); v —variable capital (the cost of labour-power); m —surplus-value; W —value of the gross product.—Ed.

*** Serial number.—Ed.

**** (Taxes + duties) + net income.—Ed.

m 300 taxes	c 38,690	$c = 9,192.5$
1,368.5 Reinertrag	+ 502.5 (new machinery)	$v = 28,179$
<hr/>	<hr/>	$m = 1,668.5$
1,668.5	39,192.5	<hr/>
		$W = 69,040.0$

Capital
57,000
16,010 $\left\{ \begin{array}{l} + 14,000 \\ + 2,010 \end{array} \right\}$
<hr/>
150,000
35,500?*)
<hr/>
258,510

Fall III A.	v 28,179	$\left\{ \begin{array}{l} 546 \text{ Mk} = 439 \text{ working days} \\ 454 \text{ Mk} = 304 \text{ " " } \\ 92 \text{ Mk} \quad 135 \text{ working days} \end{array} \right\}$	$\left\{ \begin{array}{l} 12,330 \\ 135 \\ 12,195 \end{array} \right\}$
	<hr/>		
	$v = 28,087$		

Hence: 19 persons +
12,195 working days

$c = 39,192.5$	$m = 300$ taxes	Mk
+ 362.5 ($\frac{1}{4} \times 1,450$)	4,878 Reinertrag	$c = 39,555$
<hr/>	<hr/>	$v = 28,087$
39,555	5,178	$m = 5,178$
		<hr/>
		$W = 72,820$

Capital
57,000
17,460 $\left\{ \begin{array}{l} + 16,010 \\ + 1,450 \end{array} \right\}$
<hr/>
150,000
35,500
<hr/>

*)? The author assumed the circulating capital = $\frac{1}{2}$ live-stock + dead stock $57 + 14 = 71$ thousand. $71 \div 2 = 35.5$; consequently, here too he should have taken $57 + 16.01 = 73.01$. $73.01 \div 2 = 36,505$ Mk.

Fall III B.

$$\begin{array}{r}
 v \ 28,087 \\
 - \ 1,482.5 \\
 \hline
 26,604.5
 \end{array}
 \left\{ \begin{array}{l}
 1,523 \text{ Mk} = 1,269 \text{ working days} \\
 40.5 = 27 \quad \text{''} \quad \text{''} \\
 \hline
 1,482.5 \quad 1,242 \text{ working days}
 \end{array} \right\}
 \begin{array}{r}
 c \ 39,555 \\
 + \ 150 \quad \{ \frac{1}{4} \times 600 \} \\
 \hline
 c = 39,705 \\
 v = 26,604.5 \\
 m = 6,510.5 \quad \{ 300 + 6,210.5 \} \\
 \hline
 \end{array}$$

$$\left\{ \begin{array}{r}
 12,195 \\
 1,242 \\
 \hline
 10,953
 \end{array} \right\}
 \begin{array}{l}
 \text{Hence: } 19 \text{ persons and} \\
 10,953 \text{ working days}
 \end{array}$$

$$\begin{array}{r}
 W = 72,820 \\
 \text{Capital. Dead stock} \\
 + \ 17,460 \\
 \quad \quad 600 \\
 \hline
 18,000
 \end{array}$$

Fall III C.

$$\begin{array}{r}
 v \ 26,604.5 \\
 - \ 418.5 \\
 \hline
 26,186.0
 \end{array}
 \left\{ \begin{array}{l}
 486 \text{ Mk} = 360 \text{ working days} \\
 67.5 = 45 \quad \text{''} \quad \text{''} \\
 \hline
 418.5 = 315 \quad \text{''} \quad \text{''}
 \end{array} \right\}
 \begin{array}{r}
 c = 39,705 \\
 + \ 400 \quad \{ \frac{1}{4} \times 1,200 + 100 \} \\
 \hline
 c = 40,105 \\
 v = 26,186 \\
 m = 6,529 \quad \{ 300 + 6,229 \} \\
 \hline
 \end{array}$$

$$\left\{ \begin{array}{r}
 10,953 \\
 315 \\
 \hline
 10,638
 \end{array} \right\}
 \begin{array}{l}
 \text{Hence: } 19 \text{ persons +} \\
 10,638 \text{ working days}
 \end{array}$$

$$\begin{array}{r}
 W = 72,820 \\
 \text{Capital. Dead stock} \\
 18,060 \\
 + \ 1,200 \\
 \hline
 19,260
 \end{array}$$

Fall III D.

$$\begin{array}{r}
 v \ 26,186 \\
 - \ 2,320.5 \\
 \hline
 23,865.5
 \end{array}
 \left\{ \begin{array}{l}
 2,616 \text{ Mk} = 2,024 \text{ working days} \\
 295.5 \text{ Mk} = 197 \quad \text{''} \quad \text{''} \\
 \hline
 2,320.5 \quad 1,827
 \end{array} \right\}
 \begin{array}{r}
 c = 40,105 \\
 + \ 400 \quad (\frac{1}{4} \times 1,600) \\
 \hline
 c = 40,505 \\
 v = 23,865.5 \\
 m = 8,449.5 \quad (300 + 8,149.5) \\
 \hline
 \end{array}$$

$$\left\{ \begin{array}{r}
 10,638 \\
 1,827 \\
 \hline
 8,811
 \end{array} \right\}
 \begin{array}{l}
 \text{Hence: } 19 \text{ persons +} \\
 8,811 \text{ working days}
 \end{array}$$

$$\begin{array}{r}
 W = 72,820 \\
 \text{Capital. Dead stock} \\
 19,260 \\
 + \ 1,600 \\
 \hline
 20,860
 \end{array}$$

Fall III E.

$$\begin{array}{r}
 v = 23,865.5 \left\{ \begin{array}{l} 2,616 \text{ Mk} = 1,400 \text{ working days} \\ \hline 630 \text{ Mk} = 420 \quad \text{''} \quad \text{''} \end{array} \right\} \begin{array}{l} c = 40,105 \\ + 400 \quad (735 + 126) \end{array} \\
 \hline
 v = 22,395.5 \left\{ \begin{array}{l} -1,470 \text{ Mk} = 980 \text{ working days} \\ \hline + 215 \text{ Mk}^* = 140 \quad \text{''} \quad \text{''} \end{array} \right\} \begin{array}{l} 41,366 \\ - 215^*) \end{array} \\
 \hline
 22,610.5 \qquad \qquad \qquad c = 41,151 \\
 8,811 \qquad \qquad \qquad v = 22,610.5 \\
 \hline
 980 \qquad \qquad \qquad m = 14,476.5 (300 + 14,176.5) \\
 \hline
 7,831 \qquad \qquad \qquad W = 78,238 \\
 + 140 \\
 \hline
 7,971 \quad \text{Hence: } 19 \text{ persons} + 7,971 \text{ days} \\
 \qquad \qquad \qquad \qquad \qquad \qquad \text{Capital.} \\
 \qquad \qquad \qquad \qquad \qquad \qquad \text{Dead stock} \\
 \qquad \qquad \qquad \qquad \qquad \qquad 20,860 \\
 \qquad \qquad \qquad \qquad \qquad \qquad (\text{Machine hired}) \\
 \qquad \qquad \qquad \qquad \qquad \qquad (\text{Steam thresher})
 \end{array}$$

Fall III F.

$$\begin{array}{r}
 v = 22,610.5 \left\{ \begin{array}{l} 1,890 \text{ Mk} = 1,575 \text{ working days} \\ \hline 855 \qquad 690 \quad \text{''} \quad \text{''} \end{array} \right\} \begin{array}{l} c = 41,151 \\ + 250 \quad (1/4 \times 1,000) \end{array} \\
 \hline
 21,575.5 \left\{ \begin{array}{l} 1,035 \text{ Mk} = 885 \text{ working days} \end{array} \right\} \begin{array}{l} c = 41,401 \\ v = 21,575.5 \end{array} \\
 \hline
 \left\{ \begin{array}{l} 7,971 \\ - 885 \\ \hline 7,086 \end{array} \right\} \quad \text{Hence: } 19 \text{ persons} + 7,086 \text{ working days} \\
 \hline
 \begin{array}{l} m = 14,781.5 (300 + 14,481.5) \\ W = 77,758.5 \\ \text{dead stock} \\ 20,860 \\ + 1,000 \\ \hline 21,860 \end{array}
 \end{array}$$

*) These 215 Mk (=about 1/4 of 861) I tentatively charge to *v* from the cost of the *hired* machine (thresher). [The same thing in Fall IV with the steam plough.]

Fall IV.

$c = 38,786$ $v = 23,465.5$ $m = 18,826.5$ <hr style="width: 100%;"/> $W = 81,078.0$	<table style="width: 100%; border-collapse: collapse;"> <tr> <td style="width: 50%;">dead stock</td> <td style="width: 50%; text-align: right;">21,860</td> </tr> <tr> <td></td> <td style="text-align: right;">+10,000 Feldbahn</td> </tr> <tr> <td></td> <td style="text-align: right;"><hr style="width: 50%;"/></td> </tr> <tr> <td></td> <td style="text-align: right;">31,860</td> </tr> <tr> <td></td> <td style="text-align: right;">(steam plough <i>hired</i>)</td> </tr> </table>	dead stock	21,860		+10,000 Feldbahn		<hr style="width: 50%;"/>		31,860		(steam plough <i>hired</i>)
dead stock	21,860										
	+10,000 Feldbahn										
	<hr style="width: 50%;"/>										
	31,860										
	(steam plough <i>hired</i>)										

Hence = 17 persons and 9,096 working days

(introduction of the steam plough (one only) and the Feldbahn) changes the quantity of the livestock and the permanent labourers.

19 persons 2 (Ochsenmeister und Pferde knecht)* —1,250 Mk <hr style="width: 10%; margin-left: 0;"/> 17 persons	<table style="width: 100%; border-collapse: collapse;"> <tr> <td style="width: 50%;"></td> <td style="width: 50%; text-align: right;">Day labourers</td> </tr> <tr> <td></td> <td style="text-align: right;">—700 days (at 1.50 = 1,050 Mk)</td> </tr> <tr> <td></td> <td style="text-align: right;">Hence, minus 2,300 Mk</td> </tr> </table>		Day labourers		—700 days (at 1.50 = 1,050 Mk)		Hence, minus 2,300 Mk
	Day labourers						
	—700 days (at 1.50 = 1,050 Mk)						
	Hence, minus 2,300 Mk						

Reduction of the livestock:

— 7 horses	4,200
—18 oxen	8,100
	<hr style="width: 50%;"/>
	—12,300 Mk

Maintenance of dead stock:

before =	24,866 Mk
now =	20,981 Mk
	<hr style="width: 50%;"/>
	— 3,885 Mk

i.e., a reduction of v by 2,300 Mk (2 permanent labourers + 700 days)

" " " " c " 16,185	$\left\{ \begin{array}{l} + 12,300 \\ + 3,885 \end{array} \right\}$
----------------------	---

Meanwhile, c increases by 1,000 ($\frac{1}{10} \times 10,000$ Feldbahn) + $\frac{3}{4}$ (on my assumption) of the cost of hiring the Dampfflug, i.e., $\frac{3}{4} \times 16,760 = 4,190 \times 3 = 12,570$, i.e., by 13,570

Sum total reduction of c is 16,185 — 13,570 = **2,615**
 v is reduced by 2,300 Mk, but is, on the other hand, increased by $\frac{1}{4} \times 16,760 = 4,190$, at 1.5 Mk = c . 2,800 working days

* Labourer tending oxen and labourer tending horses.—*Ed.*

Hence v has increased by 1,890 Mk { —2 permanent labourers
+2,100 working days. }

c = 41,401	v = 21,575.5	m = 300
<u>2,615</u>	<u>+ 1,890</u>	<u>18,526.5</u>
c = 38,786	23,465.5	18,826.5
v = 23,465.5		
m = <u>18,826.5</u>		
W = 81,078.0		

Written in June-September 1901

First published in 1932
in *Lenin Miscellany XIX*

Printed from the original

**CRITICAL ANALYSIS OF F. HERTZ'S BOOK,
THE AGRARIAN QUESTIONS IN
RELATION TO SOCIALISM***

Hertz

- VI. Typical approach (lack of historical view, tendency to ramble and delve into detail)

Russian translation 17.

1. K. Kautsky has "no doubt" *impeccably* cleared up two questions: *on rural labourers on large-scale agriculture*
Alias—the "*peasant question*".
2. According to Hertz, K. Kautsky has two important points:

N.B. {	1) in agriculture the interests of wage labourers are superior to the interests of the owners.
	2) the peasant is an antagonist of the labourer.
3. In Austria.
8½ million active in agriculture.
4¼ million rural labourers.
Hertz believes that 0.8 million rural labourers are de facto co-heirs.
4. "Wortspiel"*** by Kautsky: the peasant-entrepreneur (cf. Chernov).
5. The peasant's alternate transformation (in K. Kautsky) into a labourer and an entrepreneur.

* Hertz, F., *Die agrarischen Fragen im Verhältnis zum Sozialismus*. Wien 1899.—*Ed.*

** Word juggling.—*Ed.*

-
6. *Note 15.* Hertz also regards holders with 1-2 ! [labourers as Kleinbetrieb or peasant farm.
 6. There is no *class antagonism* between the labourers and the small peasants.
 7. Demands must be “immediately attainable”—communal ownership of land (K. Kautsky) does not meet the requirement.
 9. Not every peasant with subsidiary employment is already a proletarian [*very stupid*]. “Help” is not exploitation.
 10. “Definition” of capitalism [forgot all about commodity production and wage labour!]
 10. Real definition of capitalism: production under the domination of capital (! that’s all!). “Genetic” definition
 10. *Note 25.* “The economic usefulness of the capitalist is still being debated.” (Sic!)
 11. “Extremely false”—“*die*” *Agrarfrage* (!)
 11. Britain: now “a model for everyone”, now “we are not Britain” (con—Bernstein).
 12. “Normal” capitalism. (!)
The most important thing: the fact that capitalist exploitation is not connected with progress *towards capitalist large-scale production.*
 12. Agriculture in Russia. Nikolai—on.
 - 12-13. Large landed estates have not made for progress in Russian agriculture?
 13. New peasantry (according to P.S.⁶⁴)
 14. *Also—gilt Nicolai—on* (??)* “Nowhere does the new mode of production supplant the old.”
 14. In Russia, capital does not go on to a *juridical* possession of the means of production, being satisfied with » share of the products.
- Sic! ((Socialism will possibly take a similar stand in respect of capitalism?
15. Latifundia in Austria are not as common as K. Kautsky believes (although there are model farms) (*and nothing more*).
 15. Baudrillart’s *excellent* works.

* Consequently, Nikolai—on remains in force (??).—*Ed.*

16. The Middle Ages bequeathed a great many peculiarities. *K. Kautsky* is ***totally unhistorical*** in his summing-up conclusions [Where? What? When?]
17. Austrian Alps: in 1867 (*idem* 1887) the same economy as in the Middle Ages.
18. Colossal growth of debt.
20. Hertz agrees with Engels that the peasant must be rescued from "the vegetative life" of the patriarchal natural economy, but is the money economy the *best* way? (Sic!)
- 20-21. Peasants ruined in the Alps, the rich buying up peasant lands (for hunting). That is not a case of large-scale production displacing the small.
21. The transforming effect of capitalism in the Alps is a complete fiasco!
21. Hence *K. Kautsky* is wrong on the educative role of capitalism: *parcel leaseholds are designed to supplant large-scale production altogether.*
- (!!) 21. Accordingly, the "main task of socialism" is to *sustain the co-operatives!!!*
22. Concentration of mortgages. Mortgages are not always
 - 1) large farms owe > than small ones.
24. Small depositors in mortgage banks. Cf. figures.

{	Enormous % of holders
}	and small % of capital.
26. Savings banks in Austria. 1'd*
28. Russian saving banks, 65.5% workers, etc.
28. This tendency is not one of centralisation but of *decentralisation* (!).
29. Small artisans and workers are expropriating the landowners. *Bernstein is quite right about agriculture: a growing number of holders (!!!).*
31. Engels's mistake about America (displacement of small farmers by big ones).
- 33-34. In the Eastern United States of America, land prices have dropped, but the progress of agricultural production continues, and *K. Kautsky* is quite wrong. [Cf. *Bulgakov* II, 435-436].

* Not deciphered.—*Ed.*

36. + America: *absence of parcels* allows the > use of machines.
36. The Americans take pride in the fact that they do not have such a *low-standing peasantry as Europe does*.
39. The modern Grossbetriebe should also be compared with the modern Kleinbetriebe [Chernov] .
40. There is a terrible waste of labour-power under the parcel economy in Europe: neither the large nor the small farms have any "absolute" superiority.
43. The fatalism of European peasants. An American would take a limitation of credit worthiness as an affront.
44. "dire misery" of the European peasant.
45. Characteristic headline: "*Socialist Attacks on Small-Scale Production*."
- 47-48. Countries according to crop yields: Britain, Belgium, Denmark, Holland, Sweden, France.
- [4 countries with small-scale cropping surpass France!

in % of farms!!

49. In large-scale production, the wheat crop is *only* 0.49 hectolitre higher. [Yes, at a rough estimate!]
50. Growth in crop yields in France in the 19th century.
51. Decline in crop yields in Britain.
52. The growth in the number of agricultural machines in France is evidence (51) that the *Kleinbetrieb* does not shun science.
52. Growth in the number of holders (???)
53. Rural handicraft industry—*none* in France (we see nothing)?? [Souchon] (Maurice, p. 294).
53. *Distortion*. Parcel farms decline in *area* (on the question of the growth of wage labour!!)
54. Hypocritical over "normal" development.
55. Kautsky's assertion (about wage labour among

- small peasants) “total zerfällt”*—data 1862 1882 1892 (Bulgakov) on the decline in the number of *day labourers* with land.
55. *An exclamation mark over the fact that Grossbetrieb is already > 40 hectares!*
56. K. Kautsky’s quotation about the French peasantry has been taken from a reactionary, romantically-minded lady. Foville has refuted....
- 56-58. ***Baudrillart*...**
59. The consumption of meat in the countryside is *much* < than in the towns (although it is growing faster!)
59. K. Kautsky’s assumption (on the consumption of meat).
59. *Pauperisierung der französischen Bauern keineswegs stattfindet (!!)**
60. The state of France is the “goal” of all other countries (!)
60. Is there an *absolut* überlegener Betrieb?***
61. K. Kautsky should have said: Grossbetrieb *may* be superior to Kleinbetrieb.
- K. Kautsky does not give any figures for *crop yields* on Grossbetrieb and Kleinbetrieb.
61. “*Feuilleton method*” ... (of Kautsky’s).
62. Examines the arguments for Grossbetrieb
Buildings
Machines (co-operatives)
Credit (something he does not examine).
- 62-63. David in *Sozialistische Monatshefte*.
63. Steam plough: not possible everywhere
— excellent results on heavy soils
— but *not*—on light soils.
64. Describes in detail where the steam plough cannot be used.
65. It is absurd to say, he adds, that the steam plough is better *under any conditions* (? who? where?).
65. Threshing in winter: labour (!) cheap (N.B.).
65. Once again (bis) *absolut* (!) (swindler!)

* Does not hold water.—*Ed.*

** There is no pauperisation of the peasants in France at all.—*Ed.*

*** A farm with absolute superiority.—*Ed.*

65-69. *Incomes.*

66. —East-Elbe—and *South (I!) Germany*: and so on (comic)
67. Higher yields following the introduction of the steam plough.
68. —and in South Germany (Baden) even higher!!!
- 68-69. *M. Hecht**)—first-rate.
- 70-71. Auhagen. (Cf. K. Kautsky.)
72. Marx. Contrasts cash income with agriculture (!!!) K. Kautsky does not even touch upon the question.
- 72-73. Nachklang naturrechtlichen etc.* (communal land-ownership).
- 73-74. Chewing on an inexpressible commonplace
 $\left(\frac{w-k}{t}\right)**$ with praise for Wagner (!)—
74. Accordingly, *rough method*—simply compares gross incomes.
74. *Kleinbetrieb* uses relatively > labour than *Grossbetrieb*.
76. The bulk of the peasantry still using the most primitive implements.
76. Abolition of the antithesis between *town and country* (Hauptwunsch alter Utopisten*** and *Communist Manifesto*), but “***we do not believe***”....
- 76-77. *The Condition of the Peasants* (Kutzleb??) [see separate sheet. Cf. *Bulgakov* II 282] *in part the same references!!*
79. “*First-rate*”—Moritz Hecht....
80. Stumpfe on peasant livestock farming.
81. Small holders *widely* (?) *use* agricultural machines (?)
82. *Grossbetrieb in Europe not > than 1/3 of the area.* [“*Cannot treble production*”]

*) Remember to note à propos M. Hecht intensified (and *age-old*) use of urban waste, sewage, etc., ***as fertiliser.***

* Echo of natural right, etc.—*Ed.*

** A formula used by Hertz to denote productivity, where w—value of gross product, k—costs of production, and t—time of production.—*Ed.*

*** The main dream of the old utopians.—*Ed.*

83. The *Grossbetrieb* has had the worst of the crisis.
- 84-85. *Engels* is wrong in expecting overseas competition to intensify.
87. Kautsky's "trick" (data on artificial wine).
- 87-88. Kautsky's groundless hopes for the industrialisation of agriculture: the displacement is insignificant. The merger of agriculture with industries often goes through the co-operatives.
88. "**IF**" *Grossbetrieb* has "**really**" combined **large-scale** industry and large-scale agricultural production. ("If"!?)
88. 1) No concentration.
 2) Growing number of independent holders.
 3) " " of all holders.
 4) Superiority of large-scale over small-scale production is relative.
89. 5) Two trends in development:
 towards a growth of *medium* production.
 towards parcel farms.
- 6) *Parcel leaseholds*—the ultimate goal of capitalist agriculture.
- 7) Capitalism fails to create any economic or psychological premises for socialist large-scale production.
- 8) "*The main task of socialism*" is to organise
 !! small-scale production through co-operatives.
89. The small peasant as well as the small tenant is not a capitalist, but a worker.
- 89-90. Labour rent of the small peasant drops to subsistence minimum—(!N.B.)
90. *The price of land*—the main cause.
91. The small holder buys land and pays his debts through *subsidiary employment* ((work for a wage...!))...
92. ((The contemporary peasant question is a transmuted form of the unemployment problem. (Hertz fails to make both ends meet).
92. For Kautsky the agrarian question is everywhere the same.
93. What will a socialist state do with its employees in agriculture? (Very clever!)

95. In agriculture, the lever of economic self-interest
 || (Selbstinteresse) is indispensable. [Russian trans-
 || lation p. 227.]
- !!! [socialist!]
103. Terrible *nonsense on the content* of the modern
 right of ownership, etc.
104. —division on the basis of property [pure scholas-
 ticism!]
105. —and all of this just to say that it's no use
 || waiting for a social revolution. We are in it.
 || Property will not be transformed "all at once".
111. The peasants are "entering socialism": the co-
 operatives....
112. Every year, about 1,500 agricultural co-opera-
 tives arise.
 —1,050,000 farmers have united in a purchas-
 ing society ("con" K. Kautsky!!).
 Kautsky is absolutely wrong....
 In Austria (Hohenbruck) dairy farm co-operatives
 have less than 1 cow per farmer. [Cf. Germany!!]
- Sic! 112. **The co-operatives mostly benefit the small and
 the smallest holders.**
113. Kautsky's objection "*Absolut unhaltbar*".—*Ko-
 misch** (?) on sale of milk. The peasants receive
 cash.
113. How "weak" the exploitation of the rural
 labourers by the co-operatives is! Hundreds
 of peasants have 2 or 3 labourers (!?). Associations
 graded:
118. ...Disqualifizierung minderwertiger Produkte.**
 ...regulations by dairy co-operatives on the main-
 tenance of cattle, etc.
119. The co-operatives have started to build elevators
 with strict sorting of grain.
120. *Wine-makers' co-operatives: fully Grossbetrieb....*
121. The poor are saved from ruin: their *vineyards* are
 !! || bought from them **and leased back on**

* Absolutely groundless.—Absurd.—*Ed.*

** Rejection of low-grade products.—*Ed.*

- instalments!* They open their own wine-cellar....
 ...what more does Kautsky want?...
122. Engels also speaks about co-operatives.
 123. The *failures* of socialist co-operatives. *N.B.*
 123. Centralised farming is !! “*absolutely* impossible”.
 124. That is for the small ones, whereas the big ones
 !!!! are *socialised!* It pays to use the steam
 plough, etc.
 129. The reactionaries also favour co-operatives.

PLANS OF OBJECTIONS TO F. HERTZ'S BOOK

1

- α “Definition of capitalism” (p. 10!)
 β *Mortgages* (pp. 24, 26, 28)
 (Decentralisation)
 γ Engels's mistake about America (p. 31)
 δ Proprietary interests in agriculture (pp. 2, 3).
 The peasant entrepreneur.
 (“Wortspiel”) (p. 4) (p. 5) and p. 89.
 || Kleinbetrieb—and *farms* with 1-2 *hired*
 || *labourers* (p. 6, Note 15)
 There is no class antagonism between the Klein-
 betrieb and the hired labourers (p. 6).
 On *subsidiary employment* (p. 9)
 ε || The big farm has no *absolute* superiority (p. 40) (p. 60)
 (60-65)
 { Threshers: labour cheap in winter: p. 65
 { Crop yields in France p. 49.
 { The Kleinbetrieb does not shun machines p. 52 (indis-
 { criminate figures on France). Cf. 81 (widely??)
 { On the sale of milk: p. 113.
 ζ *M. Hecht* 68 and 79 et al. (“first-rate”)
 Crop yields in East-Elbe and South Germany (66)
 Auhagen: 70-71.
 θ Higher crop yields following the introduction of the
 steam plough (67)
 124: advantages of the steam plough!

There are model farms among the latifundia in Austria: p. 15 (con Bulgakov)

Con! || America: absence of parcels allows greater use of machines; no peasantry of such low standing (p. 36) and 43, 44.

ι Con. Kleinbetrieb uses relatively more labour (74). Most peasants have primitive implements. The peasant's labour rent: pp. 89-90 (!!)

Small farmer resorts to collateral employment: 91 cf. 92.

κ { { Growth in the number of holders in France 52 (??)
In France there is no rural industry 53 (??)
Distortion on parcel farms (reduction in number) 53.
Refutation of Kautsky's assertion on wage labour among small peasants 55. } }

λ Hertz on N.—on etc. (p. 12).
(Cf. Chernov)

Is the money economy the best way? (p. 20)
Parcel leaseholds: the goal of capitalism:
p. 21.

Industrialisation of production: Kautsky's groundless hopes (87-88)

σ Demands must be immediately attainable—con social ownership of land (p. 7)
p. 10: the economic usefulness of capitalism is still being debated.
p. 14. Perhaps socialism takes the same attitude towards capitalism as Russian capitalism does to the patriarchal economy.

Only a greater share!

Nachklang naturrechtlichen views: pp. 72-73.

Abolition of the antithesis between town and country:
In agriculture, the lever of self-interest is indispensable: 95.

What socialism will do with the employees: 93.

On social revolution: 105.

123: Centralised farming is *absolutely* impossible (!!)

- τ “The main task of socialism” is to sustain the co-operatives (p. 21) and p. 89.
 124: Co-operatives *for the small ones, !! and socialisation for the big ones.*
 Wine-growers’ co-operatives 120
 Co-operatives: “entering” socialism (111).
 Number of members in co-operatives (112)
 Dairy co-operatives (112)
- To τ Engels on co-operatives
distortion 122.

2

- α “theory”
 β mortgages
 γ Engels on America
 δ on the peasantry and versus the proletariat
 ε large- and small-scale production
 ζ Hecht, Auhagen, etc.
 ϑ admission of superiority of the large
 ι admission of overwork in Kleinbetrieb
 κ Hertz on French data
 λ Hertz and Narodism
 =
 σ —attitude to socialism
 τ —co-operatives

Written in June-September 1901

First published in 1932
 in *Lenin Miscellany XIX*

Printed from the original

ANALYSIS OF DATA
FROM O. PRINGSHEIM'S ARTICLE,
"AGRICULTURAL MANUFACTURE AND ELECTRIFIED
AGRICULTURE"⁶⁵

Dr. Otto Pringsheim (in Breslau), "Landwirtschaftliche Manufaktur und elektrische Landwirtschaft". [Braun's Archiv, XV (1900), S. 406-418.]

The author starts by pointing out that he will try to characterise "the forms which agricultural production assumes in the capitalist epoch" (406). Until now "the question of agrarian morphology" has hardly been dealt with. (Farms were classified into large and small in a stereotyped way, superficially, only by the area under cultivation—407.)

Is there not in agriculture an analogy with the capitalist household industry (the middle link between the handicrafts and large-scale industry)?—In Dutch tobacco-growing, in beetroot production (dependence on the sugar refineries, control over their crops, etc.—408). (Consequently: much weaker than in industry—409.)

Let us take a look at a typical specimen of the modern large-scale agricultural enterprise: an East-Elbe estate of 200-400 hectares

- the prevalence of isolated manual labour
- and simple co-operation
- small division of labour
- not permanent (reapers and binders)
- permanent (in stock raising).

Machines*) are used sporadically (as in the industrial manufacture. Cf. *Das Kapital*, I³, 335, 349⁶⁶ p. 410. No system of machines (410).

Modern large-scale agricultural production should be compared with the *manufacture* (in the *Marxian sense*) (410).

N.B. Marketing in agriculture is not so much on a world as on a local scale (411). And the size of the unit is not big: very few with a turnover of 100,000 marks, whereas in industry this was surpassed long ago (411).

[This indication is very important!] The exception proves the rule [Benkendorf's estate in Saxony, 2,626 hectares, of which 375 is cultivated by steam plough; livestock—123 draught horses + 70 pairs of oxen + 300 milch cows + 100 fattened bull-calves + 3,600 fattened lambs. A sugar refinery and a distillery, etc., 13 employees, etc. Outlays 1½-2 million marks a year.—Böckelmann in Atzendorf: 3,320 hectares, own steam plough + (99 horses, 610 oxen), sugar refinery, etc.: *Mitteilungen der deutschen Landwirtschaftsgesellschaft*. 1899, Stück 17**)].****

On the whole, the nature of the large-scale agricultural enterprise is not like that in industry, and it will be easily proved that the middle peasants are not below this level.

But while the Davids and Hertzes, the Oppenheimers and Weisengrüns predicted the early end of large-scale agricultural production, there started a technical revolution which should apparently lead to a strengthening of the positions of large-scale agricultural production and take it to a higher stage of development... 412.

*) *Backhaus, Agrarstatistische Untersuchungen über den preussischen Osten im Vergleich zum Westen*,* 1898. *F. Bensing, Der Einfluss der landwirtschaftlichen Maschinen auf Volks- und Privatwirtschaft*,** 1898.

) On Benkendorf also see Thiel's *Landwirtschaftliche Jahrbücher*, 1887 (16. Jahrgang), S. 981.

* *A Comparative Agrarian Statistical Study of East and West Prussia*.—Ed.

** *The Influence of Agricultural Machinery on the National and Private Economy*.—Ed.

*** *Agricultural Yearbooks*, 1887, 16th year of publication, p. 981.—Ed.

**** Material of the German Agricultural Society, 1899, Part 17.—Ed.

Electrical Machines

advantages of electrical machines
 —for milking
 —farm supply railways
 —threshers
 —plough, etc., etc.

This means opening up the possibility of the machine system in agriculture.... What could not be achieved by steam power will certainly be achieved by electrical machines, namely, the advancement of agriculture from the old manufacture stage to modern large-scale production (414).*

Sinell, Jahrbuch der Deutschen Landwirtschaftsgesellschaft, Band 14.

Benno Martiny, Arbeiten der deutschen Landwirtschaftsgesellschaft, Heft 37.

Technische Rundschau, 1899, No. 43 (Electrical supply tracks).

Adolf Seufferheld, Die Anwendung der Elektrizität im landwirtschaftlichen Betriebe, aus eigener Erfahrung mitgeteilt, Stuttgart 1899.

*P. Mack, Der Aufschwung u.s.w. 1900***

Electricity will sharpen the competition between the big and small farms (the co-operatives will not make up for the advantages of large-scale production).... Writers who, like Hertz, in treating of competition between small- and large-scale production in agriculture ignored electrical engineering, must start their investigation all over again (415).***

Growing industrialisation of the countryside. Coalescence of industry and agriculture (cf. *Mack*):

—countryside drawing closer to town

—introduction of more educated workers (416)

—night work (examples in Bohemia and Saxony) (p. 417).

A reference to Russia in note (p. 417)—V. Ilyin, p. 166****

—introduction of female and child labour, etc.

“The prospects for agriculture in the 20th century are truly brilliant” (417). *Max Delbrück*, “Die deutsche Land-

* See present edition, Vol. 5, p. 144.—*Ed.*

** *Sinell, Yearbook of the German Agricultural Society, Vol. 14; Benno Martiny, Transactions of the German Agricultural Society, Part 37; Technical Survey; Adolph Seufferheld, Report from Personal Experience on the Use of Electricity in Agricultural Production; P. Mack, Boosting, etc.—Ed.*

*** See present edition, Vol. 5, p. 142.—*Ed.*

**** *Ibid.*, Vol. 3, p. 235.—*Ed.*

wirtschaft an der Jahrhundertswende" (*Preussische Jahrbücher*, 1900, Februar)* predicts a doubling of crop yields in grain production, a trebling of potato crops, and an eightfold increase in the whole of production by the end of the 20th century over the beginning of the 19th century.

Lemström's study of the influence of electricity on the growth of plants also opens up unexpected prospects (418).

Written in June-September 1901

First published in 1938
in *Lenin Miscellany XXXI*

Printed from the original

* Max Delbrück, "German Agriculture at the Turn of the Century" (*Prussian Yearbooks*, 1900, February).—*Ed.*

**CRITICAL REMARKS ON E. DAVID'S ARTICLE,
"THE PEASANT BARBARIANS"**

David's short article, "Bäuerliche Barbaren" (*Sozialistische Monatshefte*, 1899, No. 2, III. Jahrgang, S. 62-71) is a typical example of the outrageous approach to the small peasant concept. David gives a description according to Hecht (Moritz Hecht, *Three Villages in the Hard of Baden*, Leipzig, 1895) of three villages near Karlsruhe, lying within 4 to 14 kilometres. In one village (Hagsfeld) the majority are workers who go to work in Karlsruhe, in the second (Blankenloch), they are a small minority, and in the third (Friedrichsthal), all are farmers.

They have holdings of 1 to 3 hectares*) (only one has 9 hectares, and 18—4 to 6 hectares), and lease from $\frac{1}{2}$ to 1 hectare. Twenty-nine are landless.

Price of hectare

4.2-4.4 thousand	marks.	Grow <i>tobacco</i> , 45 % of farmland (area under crop) in Friedrichsthal (1,140 souls)
4.8-5.0	" "	Raise <i>corn</i> (wheat), 47% of farmland (area under crop) in Blankenloch (1,684 souls)
9.-10.	" "	Grow <i>potatoes</i> . 42 % of farmland (area under crop) in Hagsfeld.

(p. 67)

*) "Holdings everywhere are *small and dwarf peasant farms*":

Hagsfeld	"average"	2.0	hectares
Blankenloch	"	2.5	"
Friedrichsthal	"	1.8	" (!!)

Income (from tobacco)—up to 1,800 marks (gross, 690 net) per hectare.*) Crop yields are everywhere *much* higher than the *average for Germany* (p. 67)

Potatoes:	150-160	double	centners	per	hectare	(87.8	for	German	Reich)
Rye and									
wheat:	20-23	"	"	"	"	(10-13	"	"	")
Hay:	50-60	"	"	"	"	(28.6	"	"	")

Living standard is high (clothes, food, dwellings, etc.), for instance, consumption of sugar in the three villages is 17 kg per head (only 8.2 kg for German Reich!), etc.

David is jubilant: There's your "backward small peasants!" he says about these "still really and truly small holders" (p. 66). This only shows him up as a real and true petty bourgeois, because his is a most eloquent example of the *bourgeois village*, a visual example of the worthlessness of area statistics. These are nothing but rich tobacco-planters and suburban peasants—and suburban workers with plots of land!

From the outset, E. David attacks the theory of underconsumption and overwork (62) ("superhuman work and inhuman way of life").

And, ridiculing orthodox Marxism, etc. (63), E. David says:

"I should subsequently like to contrast the *backward* small peasant described by Kautsky with a portrait of the *modern* small peasant. In fact, such a type does exist; but he is so different, as man and farmer, from the semi-barbarian beggar we find in Kautsky's book, that anyone wishing to engage in practical land agitation will find it very useful to have a closer look at him as well" (63).

Before that E. David "retells" Kautsky as follows: Agriculture has become "one of the most revolutionary, if not the most revolutionary of modern industries", but small peasant farming is "the most irrational economy one can imagine". (No reference to *Agrarfrage*).

*) 1,825.₆₀ marks per hectare. And this holder has 2.₅ hectares plus milch cows and pigs (dairy farm near Karlsruhe) (p. 67). "Let the reader calculate the total income of this (!) 'backward small peasant'" (67).

“Comrade Kautsky starts from the premise that small peasant farming *cannot* be rational at all; that the successes of agricultural science and engineering virtually do not exist for it at all. Modern machinery, chemical fertilisers, soil improvement, rational crop rotation, improvement of seed and livestock, organisation of marketing and credit—all of this he imagines to be the privilege of capitalist large-scale agriculture from whose table, it is true, some small crumbs do fall to the small peasants, but these are quite insufficient to raise small farming to the economic and technical productivity which is characteristic of large-scale farming” (63).

(A specimen of “vulgarising” Marxism!)

Statistics of income from crops: in the south-western states (small farming) it is higher than in East Prussia (large-scale farming).

That the soil is better in the south-west is only a *part* of the explanation.

Even if the rye and hay crops in Saxony are lower than in Hessen (the wheat crop is higher), this goes best to show how *backward* the concept of the general *backwardness* of peasant farming is (64).

Of course, machines are not *as* (not *equally*) accessible to small farming, but

- 1) machines do not play such a role in agriculture
- 2) the most important machines are also “accessible” (zugänglich) to small farming.

“Concerning steam and other threshing machines this is admitted even by Kautsky; their application is becoming ever more widespread on the small farms as well. But Kautsky is wrong when he says that ‘apart from the thresher, the use of machinery in small farming is hardly in evidence’.

“Of the machines included in the count during the 1895 farm census, there is above all the seed drill, which is accessible to *all*, at any rate, to farms of 5 to 20 hectares, !! and smaller farms as well, insofar as they have an even area under crop. It is true that the *percentage* of small farms already using it is still insignificant, but if we look at the high, *absolute* figures and the *progress* between 1882 and

1895, we shall have a positive answer to the question of *whether or not* they can be used everywhere. This is borne out by the following survey. Seeders were used by*:

	Number of farms:				
	1882	1895			
Under 2 ha	4,807	14,949	(214)	+	10,142
2-5	4,760	13,639	(551)		8,879
5-20	15,980	52,003	(3,252)		36,023
	25,547	80,591	(4,017)		55,044
20-100	22,975	61,943	(12,091)		38,968
> 100	15,320	26,931	(12,565)		11,611 (p. 65)

“The assertion that apart from the thresher, the use of machinery in small farming is hardly in evidence, is refuted by these figures, for the *seed drill*, at any rate.”

and in the note there is a reference to *The Condition of the Peasants*, I, 106, to the effect that in the Weimar district, the “*seed drill* is common among the richer (!) and is already making its way into the 30- or 40-acre farms”.

(Let's note that 28.5 ha = 100 Weimar acres)
(about 9.5 ha = 30-40 " " " ")

“Nor can it be said that the *reaper* is absolutely beyond the reach of small farming. In 1895, it was already in use on 6,746 farms of 5 to 20 ha” (p. 65).

Then comes a quotation from a Frankfort-on-the Main factory catalogue: 20-25-30-60 pfennigs for ½ day's use of a machine: seeder (60 pfennigs), harrow (25 pfennigs), etc.

“But the *other achievements* of modern agriculture have penetrated into small peasant farming to a much greater extent than the machines. To give a visual picture of this I shall quote in somewhat greater detail one of the most fundamental (!!!) and interesting (!) monographs on the condition of the peasantry which have appeared in the recent period” ... *Hecht* (66)**

in these three villages:

“Holdings everywhere are *small and dwarf peasant farms*” (E. David's italics).

* Under the 1882 census, the count only dealt with seeders; and in 1895 broadcast sowers and seed drills were classified under separate heads. Consequently, the 1882 figures should be compared with the total number of machines of both types in 1895; the relatively smaller number of farms using the broadcast sowers, the less important type, is given in brackets after the total figure (E. David's note).

** See present edition, Vol. 5, p. 160.—*Ed.*

“What has been said must cast doubt on Kautsky’s assertion which is presented to us as a generally recognised truth: ‘that in contrast to large-scale farming peasant farming rests *not on a higher productivity but on more modest requirements*’” (68).

For all *labour-intensive* crops, small farming is undoubtedly more rational (68).

Good dwellings, “clean room” ... carpets, lamps, photographs, mirrors, gold rings, postage stamps, etc. (69)

“Our Hard peasants are already at the pure *money economy* stage and—oh, miracle!—this has *not* ruined them. (! In defiance of Kautsky’s prophecies! In fact, they are having it very well indeed, and any cash surplus—and they often have one—is instantly deposited in savings banks to earn interest” (68). (!

“I have quoted this study, based as it is on serious data, at such length because it gives an excellent characteristic of every aspect of the *most modern* type of West-German small peasantry’ (70) ... that even the urban reader will understand....

“For it should not be imagined that Hecht’s facts are exceptional cases, without any importance for the *general condition* and the *future* of small-scale farming” (70)

In *Mombach* (near Mainz), where E. David lives, the peasants are no worse off than the Hard peasants. They raise lettuce, asparagus, peas, etc.

E. David objects to Kautsky’s taking “a few pictures of poverty” from the Rhön mountains, Spessart, upper Taunus, etc., and drawing *general* conclusions (71). His, David’s, picture will help to find a *general correct average* (71) (my italics).

The condition of the peasants is now on the whole better than before. E. David quotes *The Condition of the Peasants*, I, 270—(last paragraph, first sentence: “*That welfare in general*” up to “*proves*”)—and puts it in *italics*.

(*David says not a word* about hired labour among the Hard peasants. *Not a word either* about overwork (after other work).)

Written in June-September 1901

First published in 1932
in *Lenin Miscellany XIX*

Printed from the original

**ANALYSIS OF DATA FROM M. HECHT'S BOOK,
THREE VILLAGES IN THE HARD
OF BADEN⁶⁷**

Hecht

1. 4-14 kilometres from Karlsruhe.

		workers	
2,957	Hagsfeld	1,273 inhabitants	{ 350 103 11
	Blankenloch	1,684 " "	
	Friedrichsthal	1,140 " "	

Total=4,097

3. Lumbering in winter.

7. Density of population

	Hags- feld	(Friedrichs- thal)	(Blanken- loch)
per hectare	3.2	4.5	2.8
Baden	1.04		
Germany	0.68		

Total land

Friedrichsthal	258	hectares
Hagsfeld	397	" "
Blankenloch	736	" "

Total=1,391

Distribution of land:		Friedrichs- thal	Hags- feld	Blan- kenloch	
p. 7: Farm	$\left\{ \begin{array}{l} 9 \\ 6-8 \\ 5 \\ 4 \\ 2 \end{array} \right.$	hectares	—	1	
consists		"	—	—	
of 5-7 per-		"	—	3	2
sons.		"	—	6	4
		"	43%	?	55%
under 2		"	the rest		
		landless — 8	14	7	

Freedom of division

8. Additional lease of 1/2-1 hectare.
9. Heavy exodus (to America) in the 1830s and 1850s
10. Today the formation of a middle estate
(in place of the former poor)
11. Extensive and subsistence farming—18th century.

Poverty of the population, *emigration*

to the towns
and
to America

12. *Hagsfeld*—into an industrial township
Blankenloch and *Friedrichsthal*—specialisation of
agriculture, money economy. *The farmer has become
merchant and entrepreneur.*
15. In *Hagsfeld*, farming is a *side line*.
- 15-16. —Only nine families are engaged in farming alone.
—The Hagsfeld peasant has become a factory worker.
The wives farm: they even have their linen washed
in town.
- 16-17. *The price of land* Hagsfeld 4.2-4.4 thousand
marks
cf. Baden Blankenloch 4.8-5
2 thousand marks Friedrichsthal 9 -10
17. Only specialisation gives an effectively high income.
Potatoes for the aristocratic board.
Seed potatoes.”
17. “Virtuosity” in developing potato grades

18. Potatoes 120 double centners \times 4 = 480 marks per hectare
 Carrots 1,300
 Tobacco (takes a lot of hands)
18. Child labour in planting (stecken!) potatoes
- (19) 220-230 planters of tobacco (a total of about 100 hectares)
20. *Friedrichsthal* income from tobacco = 147,473 marks a year
23. *Friedrichsthal* leases meadows and buys hay
24. The growth of *dairy* farming.
24. Everyone sells 2-3 litres of milk, rich families—10-20 litres
 In *Hagsfeld* milk is sold, and butter (partly *margarine*) bought instead
25. Creamery in *Friedrichsthal*, “speculative mode of business”, its precarious dependence on the cattle-dealers
26. *Friedrichsthal*—17,200 marks a year from the sale of pigs.
27. Growth in the number of *goats* in **Hagsfeld**: disintegration of the peasant estate.
- 28-29. Backwardness of *Blankenloch* with its more natural economy.
- 29-30. Reason: much land.
 !! {The *community* facilitates the struggle for *existence*
30. Although the disintegration of the community pays from the standpoint of production, it is socially wasteful—maintenance of workers (especially with *Blankenloch's transition from agriculture to industry*). || N.B.
30. The people of *Friedrichsthal* carry manure from Karlsruhe (20-30 cartloads).
31. There is no day-labourer category: most peasants do without labourers
few “request” help
 payment increases where town is near

- 32-33. Complete collapse of handicrafts.
35. The majority in *Hagsfeld* are factory workers (300-350), most of them *walking* the 3½ kilometres (only 100 ride)
- | | | | |
|-----------------|---|----------------|-------|
| factory workers | { | Hagsfeld | 350 |
| | | Blankenloch | 103 |
| | | Friedrichsthal | 10-12 |
35. Factory working day = 10 hours
36. Factory working women sometimes *take work home* | !!
38. *Celebration* of the fact that the *Hagsfeld* worker has a *patch of land*: “more important sense” of property | !!
- Utilisation of spare time*
- 4 a.m.—at 7 a.m. to the factory
- after 7 p.m.—1-1½ more | !!
39. The worker has better nutrition, relaxes from factory work. The women stay at home—better from the moral standpoint.
40. *Hecht* is clearly making fun of the *socialists* “capitalists”, “serfdom”.
40. House owners socially higher
41. Social “poetry of own house”.
- 58-59. The growth of Karlsruhe, *market*, etc.
62. It is a sad fact that in the sale of tobacco the well-to-do farmers sometimes cheat the poor.
63. In *Blankenloch* and *Hagsfeld* grain is sold in **autumn** and bought in *spring*.
65. The purchase of manure and liquid manure.
78. The richer families (3-4 hectares) have meat 5-6 times a week
- the poorer—3-4 times
- a handful—only on Sundays.
79. The *Hagsfeld worker*—wife takes dinner to town (150 out of 300 get their dinner from home, 150 have theirs in eating-houses)...
- 79 > Poor women ... carry dinner to the factory....
- 79-80. Cookery courses are read annually at *Blankenloch* and *Friedrichsthal* (on the initiative of her royal

- ! | highness the grand duchess) ... an undertaking
 80 ! | equal in importance perhaps to the founding of
 ! | a consumers' co-operative or a savings bank.
 ! | (That's Dr. Hecht, that's him all over!)
90. The *Hagsfeld* man... is no longer a peasant, he is a townsman.
91. Strict religious convictions—Social-Democrats are ignored, except possibly by factory men, but only the 20-30-year olds.
- 92-93. There is no "social gulf" between the rich and the poor. The "master" peasant (with 3-4 hectares) is on thee-and-thou terms with the labouring man and woman, ana calls them by their first names.—
- 93 ! They "sir" him, but eat at the same table: "patriarchal relations".

Consequently, in "the three villages"

On the one hand, rich petty bourgeois, tobacco-planters, dairy farmers, etc. (virtuosi raising special grades of potatoes, etc.).

Example of paying nature of tobacco-growing.
 Wage labour in general. (Master and labourer)
 Swindling of the small by the big.

The rich sell 10-20 litres of milk	The poor 2-3 litres
" eat meat 5-6 times a week	" 3-4 and a very few on Sun- days only.

On the other hand. About one-half the total population are factory workers (4,000 inhabitants—about 1,000 working, of whom 464 are factory workers). Of the *factory workers*, the greater part walk. Poor women carry dinners to the factory.

Under-consumption (margarine)
 Overwork (working at home for the manufacturers; work morning and night)
 Growth in the number of goats.
 Sale of grain in autumn and purchase in spring.
 "Fiercely industrious" (and example)

Factory workers		Number of families roughly	$\left. \begin{array}{l} \text{hectares} \\ 1 - = 9 \\ 6 \text{ with } 7 = 42 \text{ roughly} \\ 5 \text{ with } 5 = 25 \text{ roughly} \\ 10 \text{ with } 4 = 40 \text{ roughly} \\ \hline 22 \quad 116 \\ 29 - \quad 0 \end{array} \right\}$
350	Hagsfeld	$1,273 \div 6 = 212$	
103	Blankenloch	$1,684 \div 6 = 281$	
11	Friedrichsthal	$1,140 \div 6 = 190$	
<hr/>			
464		$4,097 \div 6 = 683$ $\frac{1}{2} = 341$ $\frac{2}{5} = 273$	
464 factory workers			

Hagsfeld
 212
 9 (without side line)
 203 — 350 factory workers
 about 200 — 350 about
 $\frac{200}{350} - \frac{1}{460}$
 $\frac{460 \times 200}{350} = 263$ families of workers in all 3 villages* + 29 land-less = 292

A total of *about* 700 families
 of whom factory workers—*about* 300

I	25 — 30%
II	25 — 30%
III	50 — 40%
100	100

For fertilisers

	hectares	marks	per hectare	
Friedrichsthal . . .	258	28,000	108	$28,000 \div 258 = 108$
Hagsfeld	397	12,000	30	
Blankenloch . . .	736	8,000	11	

* The words “of workers in all 3 villages” have been inserted according to the meaning.—*Ed.*

Distribution of crop area in %

Inhabitants		Total land ha	Cattle	Potatoes	Tobacco	Grain	Pigs	Goats	Horses
1,140	Friedrichsthal	258	435	30%	45%	18%	497	—	40
				about 100 ha p. 19		(51.48*) ha			
1,684	Blankenloch	736	634	17%	10.4%	47%	445	8	96
				(40 ha?)		about 236 ha			
1,273	Hagsfeld	397	225	42%	0.6%	—	220	93	35
<hr/>									
4,097									

Crop yields are much higher in Friedrichsthal (p. 29 Hecht).

To sum up:

1/4 rich and well-to-do peasants

only the *Friedrichsthal* people are well-to-do—and they are about 1/4

1/4 middle ones (those of Blankenloch—more backward economy, etc.)

1/2 factory workers with patches (p.t.o. for rough calculation)

	Families roughly	Cost of land	Cattle in terms of horned
	ha	'000 marks	1 bull=1 horse =4 pigs=10 goats
Friedrichsthal	190	258 × 9.5 = 2,451	599
Blankenloch	281	736 × 4.9 = 3,606	842
Hagsfeld	212	397 × 4.3 = 1,707	324
	683	7,764	1,765

Friedrichsthal:

100 ha of tobacco
 about 50 ha of grain
 about 65 ha of potatoes
 (2/3 of tobacco)

45%
18%
30%
93%

258.0 ÷ 1.8 = 143 ⁶⁹
736.0 ÷ 2.5 = 294
397 ÷ 2 = 196
143 + 294 + 196 = 633 families

*) 143 Morgen = 51.48 ha. (Hecht, 28) 258 × 18/100 = 46.44 ha⁶⁸ hence 678 Morgen = consequently 236.6 ha.

“The little man” (in Friedrichsthal) obtains 30 kilogrammes of tobacco from $\frac{1}{4}$ Morgen (9 ares)—“the rich one” (with 3-3½ hectares)—only 25 kilogrammes. The poor one is more diligent (p. 71).

Twenty-four years ago one had 110 ares. Now he has 3½ hectares—made additional purchases. And all that due only to being “fiercely industrious” (71). “There are many more such examples.”

Then there is also the “sober marriage policy”.

The well-known peasant saying: “We work not so much for our mouth as for our pockets” (71).

Hagsfeld—the cause of progress is not only the entry into market relations, not only the free division of land, but also *education in the spirit of a higher morality, endeavour and self-help* (71).

The virtues: diligence, thrift, temperance, which now mark the Hard peasant, are not innate but acquired (72).

And Hecht extols education by state, church, and school: in the sweat of your face shall you eat bread! Why does one get 4 centners of tobacco from 9 ares, and the other, 1? Why does one raise tobacco and the other rye? Lasiness. Why do neighbours (say, in the Bruchsal district) live worse, despite similar market conditions?—In our opinion the major cause of the better economic condition of our 3 villages is the more pronounced existence and development of *moral factors*. But the education of the Hard peasant is revealed not only in his greater industry, hardiness, the truly remarkable thrift and temperance (73)—but also in self-help.

Sale:	potatoes annually	Carrots	Tobacco annually	cereals annually	Milk	Pigs	Tobacco
Friedrichsthal	} 4,000 double centners	} 1,750 double centners	} 3,500 double centners	} 500 double centners	750 litres a week	17,200 marks a year	147,473 marks a year
Blankenloch					4,700	?(p. 26)	?
Hagsfeld					1,400	?	?

Purchase	(marks)		
	<i>Friedrichsthal</i>	<i>Blankenloch</i>	<i>Hagsfeld</i>
Manure	25,000	5,000	+ 3,000
Liquid manure	—	—	+ 8,000
Artificial fertilisers	3,000	3,000	1,000
Concentrated feed		40,000	
Hay	10,000	20,000	10,000
Grain	23,100	12,510	
Sugar	45-50 thousand marks		
Coffee	60,000 marks		

ha		marks
100 tobacco	100 ha	147,473
? 65 potatoes	65 ha about 600 marks per ha	about 36,000
($\frac{2}{3}$ of tobacco	(p. 18 : 150 double centners at 4 marks)	
30% and 45%)		
? 50 grain	50 ha at 26 double centners (p. 22) = 1,300 double centners	
? 15 beetroot	about 15 ha	
230 at 1,200 (cf. p. 18)	<div style="border: 1px solid black; padding: 5px; display: inline-block;"> p. 22 = 6% = $\frac{1}{7}$ of 100 = 45% </div> = 18,000 = about 18,000	
milk	750 litres \times 50 = 37,500 at 15 pfennigs = about 5,625 (p. 64)	
pigs		17,200
		224,298

How big is the *average gross* income of a Friedrichsthal man? 1.8 ha.

224,000 marks is, of course, *not all*; taking the round figure of 258,000 marks, this gives 1,000 marks per hectare and 1,800 marks for 1.8 hectares.

The peasant of the 18th century, with his eight to ten hectares of land, was a peasant and a manual labourer; the dwarf peasant of the 19th century, with his one or two hectares of land, is a brainworker, an entrepreneur, and a merchant (p. 69).*

* See present edition, Vol. 5, p. 163.—*Ed.*

Concluding words: The dwarf peasant and the factory worker have both raised themselves to the position of the middle class.... "The three villages in the Hard of Baden" now belong to *one great, broad middle class* (94).*

Amen!

Written in June-September 1901

First published in 1938
in *Lenin Miscellany XXXI*

Printed from the original

* *Ibid.*, p. 167.—*Ed.*

**ANALYSIS OF MATERIAL
FROM H. AUHAGEN'S ARTICLE,
"ON LARGE- AND SMALL-SCALE PRODUCTION
IN AGRICULTURE"⁷⁰**

Hubert Auhagen, "Ueber Gross- und Kleinbetrieb in der Landwirtschaft" (*Thiels Jahrbücher*, Band 25, Jahrgang 1896. S. 1-55).

Auhagen is definitely for small farming	{	The village of Clauen (Hannover province) (Peine District)	}	<table border="0" style="border-collapse: collapse;"> <tr> <td style="padding-right: 10px;">I—4.625 ha</td> <td style="padding-right: 10px;">{100}</td> <td rowspan="2" style="font-size: 3em; padding: 0 10px;">{</td> <td style="padding: 0 10px;">100</td> <td rowspan="2" style="font-size: 3em; padding: 0 10px;">}</td> <td rowspan="2" style="vertical-align: middle;"> { <i>Excellent</i> <i>example!!</i> } </td> </tr> <tr> <td style="padding-right: 10px;">II—26.50 "</td> <td style="padding-right: 10px;">{573}</td> <td style="padding: 0 10px;">625</td> <td style="padding: 0 10px;">}</td> </tr> </table>	I—4.625 ha	{100}	{	100	}	{ <i>Excellent</i> <i>example!!</i> }	II—26.50 "	{573}	625	}
I—4.625 ha	{100}	{	100	}	{ <i>Excellent</i> <i>example!!</i> }									
II—26.50 "	{573}		625			}								
				[drainage]										

The author says that he tried to find a village with a "possibly uniform soil" (p. 1), but does not give any soil classification for I and II.

Both farms are among *the best in the area* (p. 1).

Cultivation of land—see *separate sheet*.*

In I, cows are used in ploughing and on working days (105) receive more feed. On hot summer days, they are overworked (p. 9), but then the owner gives them more fodder beet.

Drai-	in	<table border="0" style="border-collapse: collapse;"> <tr> <td style="padding-right: 10px;">I— 480</td> <td style="padding-right: 10px;">marks</td> <td style="padding-right: 10px;">(3% = 14.40)</td> <td rowspan="2" style="font-size: 3em; padding: 0 10px;">{</td> <td rowspan="2" style="vertical-align: middle;">cf. table**</td> </tr> <tr> <td style="padding-right: 10px;">II— 3,000</td> <td style="padding-right: 10px;">"</td> <td style="padding-right: 10px;">(3% = 90.00)</td> </tr> </table>	I— 480	marks	(3% = 14.40)	{	cf. table**	II— 3,000	"	(3% = 90.00)	}
I— 480	marks	(3% = 14.40)	{	cf. table**							
II— 3,000	"	(3% = 90.00)									

The *same* value of the product is taken. There are no facts.

On the *small* farms, the cattle are given better care: "The cattle fatten under the owner's eye" (p. 27).

* See p. 134.—*Ed.*

** See p. 130.—*Ed.*

In I and I, the same system and character of farming.

Not so livestock farming. In II, the cattle are fattened for slaughter and are not bred, and in I, *each head of cattle has been raised on the farm* (p. 28). It is very, very common for the big peasant to buy lean cattle from the small peasant and fatten them up—all over Germany (p. 28): small farming has advantages over big farming in the raising of cattle (p. 29).

N.B.

Maintenance of structures—the small peasant mostly repairs everything *himself* (p. 30).

In II *dead stock* is on a very high level (machines), but I is not backward (p. 31), for the small peasant *makes do* (!!) just as well with simpler implements.

Depreciation in I—2%, in II—6%. II has had a cart for 10-12 years; I has farmed 22 years after his father, and *has not bought a cart*, and does not remember *his father buying one either*, and he had farmed for 30 years. Small implements are used on small farms to the utmost (31).

!

II spends 3,872.⁹³ marks on hired labour=36.⁵³ per Morgen, while the small peasant economises *on all this*, because he is both *master and labourer* (p. 33, *too wordy*). That is the tremendous advantage of small farming!!!

Small farming—dearth of land.

The buyer of a small holding is usually very well aware that it would be better for him, financially speaking, to work for a daily wage and in addition to receive an income in the form of interest on his capital. But he rejects this higher profit for the sake of greater convenience (33)....

In the coal area of Saarbrücken “these small holders make up the best nucleus of the mine workers” (33)—as the author was told by a factory manager at Neunkirchen, and, contrary to *Social-Democratic agitation*, Auhagen believes:

!!

! { “The best thing the state could do in this area
! to solve the labour problem is to help workers to
acquire small plots of land, by granting credits” (33).
Advantage of I: “He (the small peasant) frequently
has the assistance of his children about the farm almost
as soon as they learn to run” (34)!

Pp. 39-40—an example of the thriftiness of the
small peasant (*cited by Kautsky*): a wife wore out one
pair of shoes in 17 years of married life, etc., etc.

Why I has *higher* crop yields

1) more thorough working of the fields—work
themselves;

N.B. “The ordinary day labourer, especially on the
big farms, thinks as he works: ‘I wish the holiday
would come round sooner’; whereas the small peasant,
in doing all kinds of urgent work anyway, hopes, ‘I
wish I could have another couple of hours today’” (p. 42).

2) I does his work in time: he has more *labour*
per hectare. ***The small peasant can get up
earlier and go to bed late*** (43)
when time is very short.

3) I is not afraid of work: beetles were collected
by hand.

4) I takes in his crop faster, the grain has no time
to drop.

5) I has better seed material: it is, picked by hand
in winter (no grain-sorter!).

6) I uses *more fertilisers, because he has more cattle*
(*no figures*).

Sale I = 3,400.⁸⁰—735.³¹ per hectare

II = 14,097.⁴¹—531.⁹⁸ per hectare

The net income is also higher (see table of per
cent on *capital**).

Auhagen himself is aware that the *living stand-
ards* are different (p. 49) and excludes housekeep-
ing (*see table***)

* See p. 131.—*Ed.*

** See pp. 130-31.—*Ed.*

—but what I should like to point out, as a phenomenon common for the whole of Germany, is the higher rent on small peasant farms as compared with the big peasant farms and landed estates (49) } Sic!

that is why *land fetches more under small farming*.
 Fragmentation of estates ... leads to ... *an increase in the value of the national property* (50)

Auhagen admits that the small peasants are more liable to have backward systems of farming (51). These are impossible among big peasants: they can hold on only by improving. But progress comes not only from the big farm, but also from the *well-to-do* owner (!).

Remarks on various parts of Germany (cursorily on the advantages of different-size farms in different areas).

“Ausgebaute” (those who settle on separate farmsteads outside the village) mostly run their farms better (54-55); there is more routine in the village.

Receipts

	I marks	II marks
I. <i>Cash from sales:</i>		
products of field cropping	1,596.40	7,991.15
” ” vegetable gardening	—	90
” ” livestock farming	1,804.40	21,171.26
Other receipts (payments for tillage and cartage)	42	200
Total receipts in kind	3,028.80*	29,452.41
II. <i>For use in household:</i>		
products of field cropping	182	178
” ” vegetable gardening	30	50
” ” livestock farming	346.15	233.50
	558.15	461.50
III. <i>For feeding hired labourers:</i>		
products of field cropping	—	350
” ” vegetable gardening	—	35
” ” livestock farming	—	377.04
	—	762.04
Total receipts in kind	558.15	1,223.54

* So in the original.—*Ed.*

Outlays

		I	II	
		marks	marks	
A. Farming costs				
	Taxes	63.55	321.54	
	Insurance	89.95	600.13	
	Maintenance and depreciation of drainage (3%)	14.40	90.00	
	Depreciation of capital in structures (3/4%)	47.25	187.50	
(α	Maintenance of structures	15.00	178.60	N.B.
(β	Depreciation of dead stock (2%) and 6%!!!)	14.42	291.66	N.B.
(γ	Maintenance of dead stock	15.00	285.05	N.B.
	Restocking of livestock	—	15,641.00*)	
	Hired labour	—	3,872.93	
	Artificial fertilisers.	198.00	2,052.00	
	Concentrated feed	141.50	1,537.50	
	Cost of pairing	8.00	—	
	Veterinary	6.00	48.00	
	Restocking of seed.	2.80	60.00	
	Sundries	6.00	35.09	
	Total farming costs	621.87	25,200.91	

B. Housekeeping costs

	Income tax	12.00	104.00	
	Church tithes.	22.10	100.95	
	Products for farm	558.15	461.50	} N.B.
	Supplementary purchase of potatoes	—	50	
	” ” ” meat . . .	18.00	124.80	

*) Including 14,355 for the purchase of 55 bull-calves sold for 19,420.50. Without this

	I has 0, whereas	II has 1,286 marks	!!
<u>α+β+γ</u>	I has 44.42,	II has 755.31	}
	<u>44.42</u>	<u>2,041.3</u>	
The total value of structures, dead and livestock implements =	9,151.60	43,259	

	I marks	II marks
Groceries	81.90	216.00
Clothes	220.00	588.00
Footwear	52	61
Son at school*)	—	700
Doctor and pharmacy	25	60
Tobacco	24	80
Drinks	26	70
Festivities, etc.	25	120
Fuel	59.15	—
Sundries	35.20	—
Total housekeeping costs . . .	1,158.50**)	2,736.25
Total outlays	1,780.37**)	27,955.16

C

Total receipts	3,586.95	30,675.95
Total outlays	— 1,780.37	— 27,955.16
In hand	<u>806.58**)71</u>	<u>2,720.79</u>
% of selling price (33,651.6 and 149,559)	2.39%***)	
Adding housekeeping costs to income (p. 49), we have:	1,965.08	5,457.04
% of selling price	5.58%***)	3.71%
Total income from cropping	<u>1,778 { ?p. 26 }</u>	<u>8,519.15</u>
(p. 26) from livestock farming	2,150.55	6,613.80****)

Family: I husband + wife II husband + wife
 2 daughters (16 and 9 yrs) 1 daughter (9 yrs)
5 persons. 1 son (7 yrs) 1 son—14 yrs*)
 5 persons 1 nephew 17 yrs

*) Board and tuition fees.

**) Author is mistaken: 1,750.37 and 836.58, in view of the erroneous figure of 1,128.50 (cf. p. 48 and p. 13), instead of 1,158.50.

***) Author is mistaken: !! 5.45% and !!! 8.81%, because he takes the totals of 836.58 instead of 806.58, and 2,965.08 (sic!) instead of 1,965.08; what is more, he is *very badly* out in his %% calculations!!!

****) Additional income from bull-calves sold for 19,420.5 = 5,065.50.

I			II		
Land	4.6250	ha	26.50 ha		
					marks
Farmland	4	ha at 5,400=	25	at 4,000=	100,000
Meadow	0.50	at 3,800=	1.25	at 3,600=	4,500
Vegetable garden	0.125	at 8,000=	0.25	at 7,200=	1,800
	<u>4.625</u>	<u>24,500</u>	<u>26.50</u>	<u>106,300</u>	

(land II may be *worse*)
 [reason for lower crop yields??]

Structures	6,300	25,000
Dead stock	721.20	4,861
Live "	2,130.40	13,398
	<u><u> </u></u>	<u><u> </u></u>
Total (selling price)	= 33,651.60	149,559

	I	II
Carriage	0	350 marks
Seed, drill . . .	0	400 "
Fertiliser spreader	0	150 "
Harvesting machine	0	400 "
Thresher	0	700 "
Grain cleaner . .	0	100 "
Cattle weighing machine	0	150 "
Plough	25 (1)*	80 (2)*
		etc.

	I	II
Family—3 family workers		4 family workers?? or 3? (son at school)
(+help in threshing)		
Hired —		{ 5—year round 6—from May 1 to Nov. 10 4—harvest (4-5 weeks) 3—threshing (4 weeks)

* Bracketed figures indicate number of ploughs.—*Ed.*

Consequently,		
working days 3×360	1,440	(?1,080)
mine <i>about</i> =1,080	1,800	5×360
p.t.o.*	1,140	6×190
	140	4× 35
[<i>about</i> 100:400?]	about=100:450	84
		3× 28
	4,604	

{	Land	4.625	26.50	}	{	total labour		}
	Land	100	573			3	11.8	

Teams

- I—3 cows
- II—4 horses + 3 oxen

Livestock

	I	marks	II	
3 cows	1,260		1,200 (3)**	
2 pigs	120		450	
oxen	270 (1)**		6,750	
horses and oxen	0		4,950 (4) (3)**	
young stock	260 (2)**		0	

Consequently,

	I	II
Cattle	3	10
Horned + young stock	3	25
Pigs	2	3
Sow + 12 piglets		0

<i>Mine</i> , all in terms of cattle	
I	II
3	10
1.5	12.5
0.5	0.75
0.5	—
5.5	total 23.25

* See pp. 136-37.—*Ed.*

** Figures in round brackets indicate head of cattle: see table on p. 136.—*Ed.*

Soil management

Cultivation.

	Ploughing depth		Artificial fertilisers per ha		Crop yield in centners per ha	
	I	II	I	II	I	II
Sugar-beet <div style="border: 1px solid black; padding: 2px; display: inline-block; margin-left: 10px;">Fodder beet similarly p. 6</div>	25 cm	30 cm	31.50 marks (3½ cent.)	40.50 marks (4½ cent.)	816	740
Rye			6cm	15 cm		
Barley	6cm	15 cm	4 cent. superphosphate	4 cent. superphosphate	60	56
Potatoes	6 cm + <u>25 cm</u>	10 cm + 20 cm	—	—	320	320
Beans	9 cm	24 cm	796 cent. of stall manure	1,440	66	56
Clover	?	?	8 cent. superphosphate	4 cent. superphosphate	260	210
Winter wheat	<u>25 cm</u>	20 cm	480 cent. of stall manure	{ 8 cent. of super-phosphate }?	80	64

And so, II's cultivation and fertilisers are much better and the crop yields much worse!! {II clearly has the worse land} [No soil classification given]

I II

Total outlays on artificial fertilisers = 198.0—2,052.0 marks
per ¼ ha . . . 10.70— 19.36 marks

Maintenance of cattle:

Pp. 8 and 20:

Feed for cattle

	I		II	
	centner	marks	centner	marks
Beans	44.64	290.16	250.0	1,625.00
Rye	—	—	10.0	70.00
Wheat	0.40	3.20	15.0	120.00
Barley	19.81	118.86	67.0	402.00
Oats	—	—	239.0	1,505.70
Sugar-beet top . . .	408.0	81.60	2,312.0	462.40
Fodder beet	192.0	96.00	—	—
Potatoes	10.20	20.40	—	—
Clover (dry)	65.0	195.00	210.0	630.0
Total	805.22		4,815.10	
Milk (I counted the prices)	1,320 litres	105.60	240 litres	19.20
Purchased feed . . .	25 centners	141.50	275 centners	1,537.50
(My) total		1,052.32		6,371.80
% (mine)		100	:	606

There is no doubt that feed for cattle is
better and more abundant in II

Milk production

I
3 cows 9,700 litres

II
3 cows 9,600 litres

From September 15, II keeps 25 bull-calves, which he fattens and sells by January 1. Then from January 1 to April 1, he keeps 30 bull-calves, fattening and selling them. Hence, the 55 bull-calves in the receipts and the outlays. It appears that Auhagen reckons the feed for 25 bull-calves a year. } N.B.

Let us compare with this the *full* data on the quantity of livestock

	I <i>marks</i>		II <i>marks</i>	
horses	—	—	4	3,600
draught oxen	—	—	3	1,350
cows	3	1,260	3	1,200
cattle and young stock . . .	3	530	25	6,750
pigs	2	120	3	450
sow and piglets	13	200	—	—
chickens	17	20.4	40	40
pigeons	—	—	40	8
Total value of livestock	2,130.4		13,398	
% (mine).	100		629	
Quantitatively	100 (5.5)		423 (23.25)	

If all are put in terms of cattle, then

cattle	3	—	10
small cattle at 1/2	1.5	—	12.5
small cattle at 1/4	0.5	—	0.75
small cattle at 1/8	1.5?? (1)*	—	—
	6.5 (5.5)*		23.25

And the keep of workers?

I. 3 workers of the *family* (p. 3) and 2 non-working members of the family.

Their keep = 1,158.50 for three workers

II. 3 workers (!) of the family (p. 15 “always as supervisors, *when necessary*, as workers”).

Non-working members of the family 2 { 1? for the son }
 { is at school? }

* Here Lenin gives in round brackets the difference (of one unit) in reckoning 12 piglets as cattle against his own calculation (see p. 133).—*Ed.*

Their keep = 2,736.₂₅ for 3 workers.

Hired labourers 5 + 3 + 0.₈ = 8.₈ annually.

$$\left. \begin{array}{l} \text{N.B.} \\ 440 \\ 386 \end{array} \right\} \begin{array}{l} \text{Their keep} = 3,872.₉₃ \div 8.₈ = 440 \\ \text{Marks} \\ 1,158.₅₀ \div 3 = 386 \end{array}$$

Hired labourers: 5 the year round; 6 from May 1 to November 10, i.e., 6 $\frac{1}{3}$ months, i.e., 6 \times 6 $\frac{1}{3}$ = 38 months = 3 $\frac{1}{6}$ years; 4 for 4-5 weeks, i.e., 4 \times 5 = 20 weeks, and 3 for 4 weeks, i.e., 3 \times 4 = 12 weeks, a total of 32 weeks.

$\frac{1}{6}$ of year + $\frac{32}{52} = \frac{1}{6} + \frac{8}{13} = \frac{61}{78} = 78.₂\%$, i.e., less than 80%.

The small holder lives worse than the hired labourer of the big one, considering paid labour in I—386 marks, II—440 marks per labourer.

Results: for the small peasant

1. Soil management *worse*: ploughing depth (p. 6)* smaller, *less* fertiliser. **Con**: crop yields. This means his land is better.
2. Keep of cattle *worse*: statistical data p. 7.**
3. Keep of labourer *worse*: p. 7*** (and p. 5****).
4. Maintenance of dead stock *worse*: p. 5.*****
5. Productivity of labour *lower* (cf. number of workers, p. 6***** and 5*****).

The small peasant lives worse than the hired labourer of the big peasant and gives scantier “nourishment” to land and farm.

The small peasant works harder: 3.*****

Written in June-September 1901

First published in 1938
in *Lenin Miscellany XXXI*

Printed from the original

* See p. 134.—*Ed.*

** See p. 135.—*Ed.*

*** See pp. 136-37.—*Ed.*

**** See pp. 130-31.—*Ed.*

***** See p. 130.—*Ed.*

***** See pp. 132-33.—*Ed.*

***** See p. 131.—*Ed.*

***** See p. 128.—*Ed.*

**CRITICAL REMARKS ON K. KLAWKI'S ARTICLE,
"THE COMPETITIVE CAPACITY
OF SMALL-SCALE
PRODUCTION IN AGRICULTURE"⁷²**

Landwirtschaftliche Jahrbücher. Zeitschrift für wissenschaftliche Landwirtschaft. Herausgegeben von Dr. H. Thiel.* Berlin, 1899. XXVIII (28). Band (1899). (Six issues a year.) (1081 pp.+ tables.)

Dr. juris *Karl Klawki*. "Ueber Konkurrenzfähigkeit des landwirtschaftlichen Kleinbetriebes" (S. 363-484).

Most extensive calculations for 12 farms in the Braunschweig district of East Prussia. (From paging through) make note of: p. 453 (and 452).

αα (p. 452). "Big farms use an average of $\frac{1}{4}$ of their gross income in their own economy, medium farms, about $\frac{1}{3}$, and small, roughly $\frac{1}{2}$. Nevertheless, the share remaining on the small farms for marketing is greater than those on big and medium farms. The reason is above all that small peasants tend to limit their household expenses to the utmost. ***We cannot decide outright whether or not this partially results in some underconsumption***, because the available material does not enable us to draw the correct conclusions on the overall household budget of the farmer and his family."

* *Agricultural Yearbooks*. Scientific agricultural magazine. Published by Dr. Thiel.—*Ed.*

Nutrition for one member of the family in marks (only from own farm?)*

XX	Big farms				Medium farms				Small farms			
	I	II	III	IV	I	II	III	IV	I	II	III	IV
(p. 453)	—	269	—	185	240	—222	—252	—159	136	—142	—163	—97
(My calculation)												
average =	227						=218					=135

According to Klawki (373)

Small	farm	1- 10 ha	}
Medium	"	10-100 ha	
Big	"	> 100 ha	

ββ ... (453). Part of the small peasants also diligently

work as day labourers, and on such days receive from their employers board, in addition to their pay.... Whether there is any *under-consumption* among the small farms or not, we cannot say, but we *think it is probable* in the case of a small farm falling into Group IV. *But the fact is that the small peasants live very frugally and sell much of what they, so to speak, save out of their mouths.* (Sic!)

P. 479: If we find in the final analysis that it is the medium farm that can produce a certain quantity of products at the lowest cost, we must take into account that the small farm may assess all its labour-power at a correspondingly lower figure than that used on the large and medium farms, because it is its own. In time of agricultural crisis, and even at other times, it is the small farms that are most stable; they are *able to sell a relatively larger quantity of products than the other categories of farms by severely curtailing domestic expenses*, which, it is true, *must lead to a certain amount of under-consumption.*** (!)

* For an analysis of the table, see pp. 153-54.—*Ed.*

** See present edition, Vol. 5, p. 177.—*Ed.*

Crop yield	Small farms	Medium farms	Big farms	p. 441 averages
Wheat:	6-7 cent-ners	7-8	8-9	(<i>per Morgen</i>) given by Klawki himself
Rye:	7	8-9	10	

“The case is similar with all other crops” (441).

“Only in flax, which is an extensive-farming crop, is there evidence of a growing tendency in favour of the small farms.”*

Namely, medium farms	I 5	IV 6	Stein of flax (per Morgen?)	
Small farms	I 6.5	III 8	IV 8	(4.50 Mk of income)
				(4.50 Mk ")
				(4.50 Mk ")

$\frac{1}{2}$ Stein of flax = 18½ pounds (406).

Disregarding the flax crop, which is on the whole of small importance at the present time, we have the highest yields on the big farms, and the lowest, on the small (441).

- Causes:
- 1) Drainage is almost entirely absent on the small farms. Or the pipes are laid by the farmers *themselves*, and laid *badly*.
 - 2) Ploughing is not deep enough—horses are weak. (Yoking of cows is doubtful. Doing heavy work, the cows will yield little milk.)
 - 3) Mostly insufficiellt feed for cattle—horned cattle
 - 4) Their manure production is inferior—their straw is shorter, most of it goes into feed, and less remains for litter (Unterstreuen).**

On the big farms the soil is fertilised with marl

* See present edition, Vol. 5, p. 171.—*Ed.*

** *Ibid.*, Vol. 5, p. 171, and Vol. 13, pp. 193-94.—*Ed.*

(442). Those are above all the four causes for which small farms now lag in terms of income behind the big farms. Klawki then goes on to say that, in agriculture, machines are not all that important (common arguments. *Not a single fact*)....

The list of machinery refutes *Klawki*:

	Big farms				Medium farms				Small farms			
	I	II	III	IV	I	II	III	IV	I	II	III	IV
Steam thresher	0	1	0	0	0	0	0	0	0	0	0	0
Horse-driven thresher. . .	1	0	1	1	1	1	1	1	0	1	0	0
Grain-sorter . .	1	1	1	1	0	0	1	0	0	0	0	0
Winnowing machines . . .	1	1	2	—	1	1	0	0	0			
Seed drill . . .	1	1	0	—	0	0	0	0				
Manure spreader	1	1	0	1	0	0	0	0				
Horse-drawn rake	3	2	2	1	1	1	1	0				
Ring rollers . .	1	1	1	1	1	0	0	0				
Total =	29				11				1			

The big farmer willingly lends the small farmer his roller, his horse-drawn rake and grain-sorter, if the latter promises to supply a man to do the mowing for him in the busy season ... (443). (Characteristic “exchange of good turns”!)*

Agriculture suffers from unfavourable marketing conditions. The peasants mostly sell “locally” and merchants in small towns force down prices very considerably (373).

The large estates are better off in this respect, for they can send considerable quantities of their products to the provincial capitals right away. This usually gives them 20 to 30 pfennigs more per centner than selling in small towns.**

* Ibid., Vol. 5, p. 173.—*Ed.*

** Ibid., p. 173.—*Ed.*

But Klawki took the same prices for all (373).

The *big* landowners alone have exact book-keeping (374). Only as an exception among the peasants.

There are no technical agricultural enterprises. "Peat extraction is primarily of great importance to the small farms, because they have the necessary time and manpower for it" (439).

Flax growing has remained only among the small farmers: it requires a great expenditure of human energy. It is available in the families of the small holders, but the big farmers find hire hard and costly (440).

Improved crop				}	(441)
rotation:	Big farms	Medium farms	Small farms		
	I-IV	I, II and IV	II		
Old three-field					
system:	Big farms	Medium farms	Small farms		
	—	III	I, III and IV		

Livestock farming. The big farmers I process their milk into butter: "their own very profitable use of milk". The big farms II-IV send their milk to the towns and obtain a higher income than the middle farmers, who process their milk into butter at home and sell it to traders.

The *middle farmers* concentrate on the sale of well-fattened cattle.

The *small farmers* sell their cattle younger—they cannot feed them as long as the middle farmers because they are short of feed (444).

The butter produced on the medium farms (Klawki always calls them *big peasant farms*) is *superior* to that produced on the small farms (separators, daily churning), so that the latter are paid 5-10 pfennigs less per pound by the traders.*

* See present edition, Vol. 5, p. 173.—*Ed.*

<i>Per Morgen</i> (in marks)	Big farms	Medium farms	Small farms	
	(Average of 4 farms)			
(per Morgen of tilled farmland (444))*				
Receipts from crop- ping	16.5	18.2	22.7	{ c. 445 } ¹⁾
Receipts from live- stock farming . . .	15.8	27.3	41.5	
Total	32.3	45.5	64.2	p. 447
Sale of crop products	11	12	9	{ (p. 448-49) }
Sale of animal prod- ucts	14	17	27	
Total	25	29	36	
Including sale of milk and butter	7	3	7	(p. 450) ²⁾
Consumption of crop products on home farm	6	6	14	
Consumption of ani- mal products on home farm	2	10	14	
Total	8 (1/4)	16 (1/3)	28	(about 1/2 of all receipts)

¹⁾ In general, the drop in prices leads to a displacement of crop farming by livestock farming.

The reason why small farms are superior in crop farming: the big farms spend more on the production of feed and the feeding of stock (*Klawki excludes the feeding of stock from receipts* (p. 441) *from agriculture*: this, he says, applies to livestock farming).

The small farms keep *many more* animals per Morgen, although their cattle are, of course, not as valuable (446), and their horses are worse (447). The stock on the medium farms is *not worse* than that on the big farms.

²⁾ Medium farms use relatively much on the farm; for the big farms—marketing is profitable; on the small farms, butter and whole milk are used in very small quantities... not used at all on the small farms of Group IV (450).

* *Ibid.*, Vol. 5, p. 170.—*Ed.*

<i>Per Morgen</i> (in marks)	Big farms	Medium farms	Small farms	
	(Average of 4 farms)			
Capital in structures	89	91	147	(p. 455)
Dead stock	13	21	37	(my calculation)
Capital in drainage	14	8	2	(")
Livestock	29	49	59	(p. 459)
Artificial fertilisers	0.81	0.38	0.43	(p. 460)
Concentrated feed *)	2	0	0	(p. 461)
Management and supervision	1.7	} about	0	(p. 461)
Level of <i>Without</i> outlays (aggregate) of labour-power with cost of labour-power	(α) 21.51		16.94	5.33
	(β) 23.31	27.03	51.67	
Quantity of produce valued at 100 marks is produced on expending	(α) 65	38	8	(p. 479)
	(β) 70	60	80	

per Morgen of landwirtschaftlich benutzte Fläche⁷³ in marks

In giving these 2 tables, Klawki says:

Both these tables most clearly show the great importance of the farmer's and his family's own labour-power. If we find in the final analysis that it is the medium farm that can produce a certain quantity of products at the lowest cost, we must take into account that the small farm may assess all its labour at a correspondingly lower figure than that used on the large and medium farms, because it is its own. In time of agricultural crisis, and even at other times, it is the small farms that are most stable; they are able to sell a relatively larger quantity of products than the other categories of farms by severely curtailing domestic expenses, which, it is true, must lead to a certain amount of under-consumption. This, as we have seen, is already taking place on the small farms of Group IV. Unfortunately, many small farms are reduced to this by the high rates of interest on loans. But in this way, although with

) Our peasant farms spend nothing on Kraftfuttermittel. They are very slow to adopt progressive methods and are particularly chary of spending cash (461).

* See present edition, Vol. 5, p. 172.—Ed.

!! great effort, they are able to stay on their feet and live from hand to mouth. Probably, it is the great diminution in consumption that chiefly explains the increase in the number of small-peasant farms in our locality, as indicated in the Reich statistics (cf. table on p. 372). (480).* |||!

In the Königsberg Administrative Area (p. 372)

	Number of farms		Farmland under cultivation, ha		And Klawki hastens to declare that this is an undesirable phenomenon. <i>But</i> there is progress even among the small farms: everything is for the best.
	1882	1895	1882	1895	
Under 2 ha	55,916	78,753	26,638	33,890	
2-5 "	11,775	14,013	37,998	44,596	
5-20 "	16,014	18,933**	174,054	196,498	
20-100 "	13,892	13,833	555,878	555,342	
100 and over	1,955	2,069	613,038	654,447	

The *advantage* of the big farmer—that he sells in carloads, etc., which is much more profitable, and he is better able to assess the value of his grain (451). *The same* goes for cattle.

The big farmer sells his corn in centners, and his cattle by weight.

The peasant sells his grain by measure (Scheffel), and cattle by appearance, which makes him lose a great deal.***

The small peasants do all the repairs of buildings (etc.) themselves.

Medium farms III and IV and small farms lay their own drainage pipes. (Drainage is necessary in the locality, and there is an ever greater demand for pipes).

P. 460: most of them (farms) began using fertilisers by way of experiment.

* Ibid., pp. 177-78.—*Ed.*

** Ibid., p. 178.—*Ed.*

*** Ibid., p. 173.—*Ed.*

Labour costs.

Per 100 Morgen

	Big farms	Medium farms					
			Big farms Medium farms				
Hired labour in days	887	744	{ I II III IV 1,061 970 771 613 I II III IV 1,061 970 771 746 ¹⁾ 750 895 622 488 977 ²⁾ 895 622 488 ³⁾				
Manual labour in days	887	924 ⁴⁾	(including the labour of the peasants) (p. 463)				
Value of produce per 100 working days (marks)	372	481 ⁵⁾	(p. 463)				
Total cost of manual labour per 100 Morgen . .	1,065	1,064	(p. 465)				
Cost of 1 working day	1.30	1.53	(p. 466)				
Average annual earnings of labourer	391	458					
Income per 100 marks of labour costs	305	470					
Ratio (p. 467) of kind to cash payments (p. 467):			Big farms 7 : 6 Medium farms 24 : 6				
Disability and old-age insurance	0.29 0.13	mark per Morgen	{ None at all on small farms (p. 469)				
<table border="0"> <tr> <td>Hired labour in days per 100 Morgen</td> <td>887</td> <td>744</td> <td></td> </tr> </table>				Hired labour in days per 100 Morgen	887	744	
Hired labour in days per 100 Morgen	887	744					
Working days per 100 Morgen							
Permanent labourers	822	638	Instleute, etc. (p. 472)				
Day labourers	112	30	“free workers” !!				

There can be no calculation for the small farms. But it is obvious that they have some surplus-labour (464).

-
- | | | |
|---|---|---|
| <ol style="list-style-type: none"> 1) The owner's two sons substitute for 2 full labour-power units. 2) 2 unmarried sisters of the owner substitute for 2 hired labouring women. 3) 2 sons of the owner substitute for the old owner himself. | } | Upper row—
without correction for substitution.
Lower row—
with corrections. |
| <ol style="list-style-type: none"> 4) A part of the work is said to relate to housekeeping: maids. This partially reduces the difference. 5) Working much harder: the "example" set by the owner stimulates the labourers "<i>to greater diligence and thoroughness</i>". | | |

	Stock		Schar- wer- ker ⁷⁴						Net profit	Per ha			
	Live	Dead	Hired labour	Married	Unmarried	Year round Harvesting	Summer Harvest	Potatoes			Receipts	Outlays	Profit
Big farms	I. 513.71 ha	55,954	19,270	21	8	23	6	6	25	53,996.57	-15,745.30	13,745.30 ¹⁾	85.24
	About 50 Morgen goes to the hired labourers												
" "	II. 362.50 ha	35,394	20,133	13	2	19	-	3	12	43,459.96	-12,094.73	10,094.73 ¹⁾	31.28
" "	III. 430.20 ha	18,027.50	11,545	7	5	7	-	14	-	23,156.46	-6,295.53	7,483.10 ²⁾	33.36
" "	IV. 125.00 ha	15,427	5,291	4	5	3	-	2	-	17,187.90	-8,436.35	6,536.30 ³⁾	58.08
	1,431.41 +4 =357.85	124,802.50 +4 =31,201	56,239 +4 =14,059									Balance profit	Net profit
Medium farms [Big peasant estate]	I. 74.25 ha	13,933	5,303	3	2	-	-	2	-	12,586.74	-7,147.86	5,431.86 ⁴⁾	80.41
	II. 57 ha	10,600	4,990	2	4	-	-	2-3	-	9,708.71	-5,226.88	3,736.88 ⁵⁾	67.76
Old husband + wife + 2 adult sons + daughter	III. 55.5 ha	9,170	3,458	-	3	-	-	3	-	7,433.28	+4,649.12	3,149.12 ⁶⁾	69.20
Husband + wife + parents	IV. 15.875 ha	2,923	1,545	1	1	-	-	2	-	3,181.32	+2,419.63	1,219.63 ⁷⁾	67.76
	202.625 ÷ 4	36,626	15,296										
	= 50.6	9,156	3,824										
Small farms (Husband + wife + parents)	I. 8) 7.125 ha	1,192	754							1,292.66	+1,184.80	184.80 ⁹⁾	25.92

Brother working as farm-hand, receives 100 marks

Services: corvée, small jobs and casual work

Balance profit

Net profit

Husband + wife + adult son + adult daughter	II. 10)	7-00 ha	1,403	1,109	1,673.94	+1,535.59	535.59 ¹¹⁾ 76.52
(2 sons + daughter)	III. 12)	5-00 ha	1,059	576.50	1,435.08	+1,059.09	159.09 ¹³⁾ 31.80
(Husband + wife + 1 adult son + 2 adult daughters)	IV.	2-875 ha	916	709	1,093.75	+ 992.62	192.62 ¹⁴⁾ 67.00
		$22.000 \div 4$	4,570	3,148			
		= 5.5	1,142	787			

- 1) Klawki deducts 2,000 Mk as remuneration for the farmer's labour.
 - 2) Addition because of lower management costs (due to a combination of farming with forestry).
 - 3) A deduction of 1,900 Mk (1,200 and 700 respectively) for the labour of the farmer and his three adult sons, who attended agricultural schools (397) and have in earnest [—resolutely, seriously] dedicated themselves to farming.
-
- 4) Deductions: 1,500 for the labour of the farmer and his wife + 216 (2 sisters of the wife).
 - 5) —1,500 (husband, wife + 17-year-old daughter) ...
 - 6) —1,500 (wife, daughter + 2 sons) ... $5.916 \div 4 = 1,479$
 - 7) —1,200 (husband and wife)
-
- 8) The farmer does 20 days of day labour. Engaged (like middle farmer IV) in peat extraction.
 - 9) —1,000 ("assessment of labour-power" of husband + wife + parents).
 - 10) The farmer used to be a *carter*, and so does all the repairs and jobs himself (430).
 - 11) —1,000 (idem) [for 2 men + 2 women]
 - 12) The value of the farm produce going into the personal consumption of the farmer is relatively low on this farm and on small farm IV. But it should be borne in mind that on both these farms their owners and their respective household members *diligently* work as *day labourers*, and receive board, in addition to their pay (435)*.
 - 13) —900 (2 sons and 1 daughter—orphans?)
 - 14) —800 !! Sic! For 5 persons !!

* See present edition, Vol. 5, p. 177.—*Ed.*

1,000	{	Hence deductions for farmer's keep:	}	*
1,000		Grossbetrieb: 2,000-1,900 Mk		
900		Mittelbetrieb: 1,716-1,200		
800		Kleinbetrieb: 1,000-800		

$$3,700 \div 4$$

$$= 925?$$

Labourer's income = 850

There is no insurance of labourers on the small farms, and on the medium farms: No. I—36.⁷⁸; II—32.³¹; III—24.⁶⁰, and No. IV, insurance of employees—7.⁵⁴

Big farm I. There is an *inspector*. The owner comes over from his main estate once a month (374)—(sic! 2,000 Mk for this) for a few days. ** There is an experienced stewardess and a housekeeper. Outlays on salaries + office expenses = 1,350 + 150 marks + maintenance of inspector, etc. = 1,350. (Over and above the wages of the hired labourers and the day labourers!). Insurance of labourers = 644.⁰⁴.

Big farm II. *Inspector* and experienced woman pig-keeper. Owner—only direction and general supervision. (Salary—1,100, general management—100). Insurance of labourers = 59.⁷⁶.

Big farm III—owned by a bishop—run by manager with a fixed annual salary. (Salary = 1,800. Office expenses = 150). Insurance of labourers = 338.²⁵ marks.

Big farm IV ... would consider it more correct to call it a big-peasant estate. Insurance of labourers = 108.¹⁰. ***

* See present edition, Vol. 5, p. 175.—*Ed.*

** *Ibid.*—*Ed.*

*** *Ibid.*—*Ed.*

Crop in centners per Morgen (p. 441)												
	Big farms				Medium farms				Small farms			
	I	II	III	IV	I	II	III	IV	I	II	III	IV
Wheat	8.4	7	9.8	9.3	7	8.4	7.6	6.8	5.1	7.2	6.8	—
Rye	10.83	10.5	10.6	7.6	8.4	10.1	8.6	7.9	6	8.0	7.3	8.4
Barley	11.05	9.2	9.0	8.5	7.9	7.5	8.4	4.8	4.9	7.0	7.7	—
Oats	9.08	7.3	8.6	9.0	8.3	9.3	9.0	7.3	5.0	8.7	8.3	10.0
Peas	9.49	—	7.2	7.4	—	6.7	9.0	7.5	—	7.6	—	10.8
Potatoes	84	62	50	55	57	53	69	40	38	32	50	50
Fodder beet	225	200	135	200	200	200	125	100	70	100	200	100
Flax	—	—	—	—	5 Stein	—	—	6 Stein	6½ Stein	—	8	8 Stein

Big farm	Medium farm	Small farm		Small farm	Medium farm	Big farm	Medium farm	Small farm
8.7	7.3	6.4	= Wheat	=	29.8	34.7	29.8	19.1
9.9	8.7	7.7	= Rye	=	35.0	39.5	35.0	29.7
9.4	7.1	6.5	= Barley	=	28.6	37.7	28.6	19.6
8.5	8.7	8.0	= Oats	=	33.9	34.0	33.9	32.0
8.0	7.7	9.2	= Peas	=	23.2	24.1	23.2	18.4
63	55	42	= Potatoes	=	219	251	219	170
190	156	117	= Fodder beet	=	625	760	625	470
—	5.5	7.5*	= Flax	=	11	—	11	22.5

* See present edition, Vol. 5, pp. 170-71.—*Ed.*

Subsistence for one member of the family*) (Quantity of food products consumed on the farm itself) (p. 453)

XX	Big farms				Medium farms				Small farms			
	I	II	III	IV	I	II	III	IV	I	II	III	IV
Number of persons	—	5 ²⁾	—	6 ³⁾	8	6	5	5	4	5	3	5
<i>Marks</i> per person	—	269	—	185	240	222 ²⁾	252	159 ²⁾	136	142	163	97
(My calculation)	Average		227		218				135			

1) Inspector, housekeeper, stewardess and 2 maids engaged in housekeeping.

2) 2 children under 10 years = "one adult"

3) $1,108.28 \div 6 = 185$. Husband + wife + 3 sons + ?

Big farm IV even has to buy butter for itself. Furthermore, we must take into account that the larger the farm, the greater is, as a rule, the quantity of additional food products purchased (453).*

The medium farm consumes very much, surpassing the "average rational nutrition standard".

It is interesting how Klawki makes an (absurd) attempt to smooth out this difference:

Let us assume, however, that the small farms are able to secure a higher cash income only by some under-consumption. To smooth out this fact, let us take the cost of consumption per person as 170 marks a year (?? why not 218-227?), an amount which should be regarded as being exaggerated rather than minimised, if we take into account the fact that the estimate includes food products coming only from the home farm itself. If on the strength of the figures

*) The food of the menials and, for example, flax, have been deducted from natural consumption. The other amounts are divided per head.

* See present edition, Vol. 5, p. 176.—*Ed.*

in the given table we assume that the small farm has an average size of 20-25 Morgen, and that the number of family members engaged in farming is 4, consumption would come to an average of 135 marks per person. Comparing with this figure the hypothetical consumption of 170 marks per person, we get + 35 marks, and with 4 persons, 140 marks. Dividing that by 20-25 Morgen, the figure comes to 6-7 marks per Morgen. This means that for this purpose the market would have to be deprived of produce worth that much. Thus, the small farm would be receiving only 29-30 marks of net income per Morgen, and would then be equalised with the medium farm; but it would still have an edge over the big farm.*

Let us take not 170 but 218 marks— $135=83$; $4+5+3+5=17$; $17\div 4=4\frac{1}{4}$; $83 \times 4.25=351.15$; $351\div 20=17.5$ marks; $351\div 25=14.4$; $14.4+17.5=31.9$; $31.9\div 2=15.9$.

Consequently, $14\frac{1}{2}$ - $17\frac{1}{2}$ marks per Morgen

average 15.9

$\{36-14.5=21.5$; $36-17.5=18.5\}$ $36-15.9=20.1$

	Big farm	Medium farm	Small farm
Receipts from sales	25	29	20.1

P. 464: The small farms have the greatest capacity for resistance.

The small farmer can assess the ... labour-power used ... at a correspondingly lower price, because that is his own labour, whereas the big peasant and the landowner depend on the general conditions of wages and must more or less reckon with the demands of the labourers. The small farmer is also more capable than the big one, and above all than the landowner, to reduce the portion going into the management of his enterprise, the entrepreneur's profit, because at critical moments he is able to restrict himself severely (sic!) in his housekeeping.

This is the small farm's advantage in a crisis.

* See present edition, Vol. 5, pp. 176-77.—*Ed.*

...In peasant households, the labourers are certainly better fed than by the landowners (467).*

The labourers cost more but produce more. (The exception is the big farm IV—rather, the big-peasant farm.)

	Wages for Scharwerker
Income of Instmann family (big farm I)	=799—120=679 Mk
” of Deputant family ⁷⁵ (big farm I)	=704— 60=644
” of Instmann family, big farm II	=929—120=809
” of Deputant family, big farm II	=658— 60=598
” of Instmann family, big farm III	=779— 89=690
” ” ” ” ” IV	=861— 75=786
Medium farm II (Instmann family)	=737— 30=707
Medium farm I ” ” ”	=same.
If the Scharwerker are the Instmann’s children, his family income	= 800-900 marks (p. 475)
If the Scharwerker are the Deputant’s children, his family income	= 600-700 marks
(number of family members not given anywhere!)	

Thus, it is not for the sake of higher wages that the Instmann is more willing to work for the peasant owner. The reason: the author says, it gives him more spare time, so he can do day labour (!?) (p. 476).

When lucky, such Instleute purchase a few Morgen of land out of their savings (from wages). For the most part they find themselves worse off financially; they are aware of this but are tempted by the greater freedom (476). Many—not the worst, by far—go to the towns.

The most important task of modern agrarian policy for the solution of the agricultural labourer problem in the East is to encourage the most efficient labourers to settle down by affording them the opportunity of acquiring a piece of land as their own property, if not in the first, then at least in the second generation (476).**

On p. 477, Klawki declares that the peasant finds it easier to obtain labourers. But the labourer problem is *being aggravated* even for the peasant. The peasants complain of the difficulty of obtaining labourers, especially labouring women.

* See present edition, Vol. 5, p. 174.—*Ed.*

** *Ibid.*, p. 178.—*Ed.*

<i>Marks per Morgen</i>	Final compar			
	I	Large farms II	III	IV
1) Total receipts	35.05	33.68	25.80	38.18
2) Total outlays	26.24	25.86	17.46	23.66
Net profit per Morgen	8.81	7.82	8.34	14.52
" " " ha	35.26	31.28	33.36	58.08
Average per <i>Morgen</i>	9.87			

Average: 1) $33.18-44.18-64.24$ Strangely enough, this calcu
figures!

2) $\frac{23.30-27.03-51.66}{9.88 \quad 17.15 \quad 12.58}$

Con Klawki's calculations:

- 1) he takes the same prices (p. 3).^{*} But the big farms get
- 2) he makes a correct reduction in the assessment of the to the medium farm and the small one (pp. 7 and 8)^{*}
- 3) he fails to take account of labour on the medium and (laying pipes themselves), etc.
- 4) Consumption of own farm products tends to decrease (*milk*)^{*} (9-10).^{*} (Included also: hired labour of the labourers!! Klawki's reasoning about this pp. 1 and 2,
- 5) The labourers work more intensively on the *medium* on the *big* ones.
- 6) The *big farms* have greater outlays on disability and (artificial fertilisers, concentrated feed, drainage).
- 7) No account is taken at all of labour in *supervision* on

^{*} References to the pages of the MS. relate to the following pages of p. 5—p. 145; pp. 7-8—pp. 148-50; p. 5—pp. 145-46; p. 2—p. 140; p. 5—p. 146; p. 7—pp. 148-50; p. 11—p. 155; p. 1—pp. 138-39; p. 2—pp. 139-40; p. 5—pp.

ison: (p. 483)

Medium farms				Small farms				
I	II	III	IV	I	II	III	IV	
46.61	44.14	40.83	50.09	45.34	59.78	56.75	95.10	
26.50	27.20	23.53	30.88	38.86	40.65	48.80	78.35	
20.11	16.94	17.30	19.21	6.48	19.13	7.95	16.75	
80.44	67.76	69.20	76.84	25.92	76.52	31.80	67.00	
18.39				cf. Bulgakov I 58	12.58 Mk			

lation (which is mine) differs somewhat from Klawki's

more (pp. 3-4, p. 5)*

value of a family's labour-power from the big farm down

small farms for repairs (p. 5)*, drainage (pp. 2 and 5)*

from the big to the small farms (pp. 1, 2, 4 bottom (no small farms: p. 3 top, p. 7, p. 11 for allotting land to pp. 5, 10).*

farms (p. 6 note 5)* (and receive more: p. 11)* than

old-age insurance and on improvements in agriculture

the *medium farms*.

this volume: p. 3 of the MS.—p. 142 of this volume; pp 3-4—pp. 142-43; p. 1—p. 139; p. 2—p. 139; p. 4—p. 143; pp. 9-10—pp. 153-54; p. 3—p. 141; 144-45; p. 10—p. 154; p. 6—p. 147; p. 11—p. 155.—*Ed.*

Klawki's data are highly inadequate: very many gaps. For instance, there are no data at all on feed. The *total* crop is not classified by requirements: sowing, feed, consumption, sales.

It is hardly possible to fill in these gaps.

Thus, big farm I. Total of 513.71 ha
 (consequently 2,054.84 Morgen)
 Farmland under cultivation = 1,540 Morgen
 (p. 375 and p. 382) 514.84 Morgen

Ploughland and artificial meadow	Morgen		Morgen
Wheat	— 12	<i>forest</i>	= 449.84
Winter rye	— 312	unsuitable	
		for farming	= 2.88
Spring rye.	— 14		
Barley	— 22	ponds	= 20.88
Oats	— 180	roads	= 15.04
			<u>38.80</u>
Peas	— 42		
Vetch	— 33		
Potatoes	— 42		488.64
Beetroot	— 22	<i>vegetable garden</i>	25.96 +
Lupine	— 33		<u>514.60</u>
Clover and timothy.	— 540		
	<u>1,252</u>		
Deputants' land ⁷⁶ about	50	(probably 53.84)	
	<u>1,302</u>		
Meadow.	123	1,305.84	
		123.48	
	<u>1,425</u>		
Best pastureland (?)	= 110.92	1,429.32	— 2,054.84
		110.92	<u>1,540.24</u>
	<u>1,535.92</u>		
Vegetable garden	25.79	1,540.24	514.60
		ha	Morgen
Roads and yards.	3.76		
Ponds	5.22		
Ploughland	326.46	= 1,305.84	
Meadow.	30.87	= 123.48	
Best pastureland.	27.73	= 110.92	
Forest	112.46		
Vegetable garden.	6.49		
Waste land and loam.	0.72		
	<u>513.71</u>		

Since K. Klawki gives the marketed products and those consumed on the farm in cash terms *only*, it would be necessary to 1) determine the gross crop by multiplying each number of Morgen for the types of cereals by the average crop; 2) subtract the sowing; 3) multiply the difference by average prices (and these prices are not given for all the products); 4) subtract the marketed products, etc. Furthermore, since the quantity of livestock has not been reduced to a single unit, it is *quite impossible* anyway to determine in figures how well the cattle is fed.

Consequently, such calculations are *useless*.

Cf. *Brase's* article,* especially pp. 292 and 297-98.

Written in June-September 1901

First published in 1938
in *Lenin Miscellany XXXI*

Printed from the original

* See pp. 160-68—*Ed.*

BRASE AND OTHERS⁷⁷

a.

ANALYSIS OF DATA FROM BRASE'S ARTICLE,
"STUDY OF THE INFLUENCE OF FARM DEBT ON FARMING"

Thiels Jahrbücher. 28. Band (1899).

Dr. Brase. "Untersuchungen über den Einfluss der Verschuldung ländlicher Besitztümer auf deren Bewirtschaftung" (S. 253-310).

A study was made of landed estates (17) and peasant farms (34) "in one district of the Liegnitz Administrative Area" (*Lower Silesia*).

The author gives a list of all these estates, but without any summing up. 17 landowners, each with 75-924 ha (9 with 200-500 ha; 1 has under 100 ha, namely 75; 1 with 127 ha; 1 with 924; 1 with 819). For each estate he gives only the number of ha (and categories of land), quantity of livestock, assessed value and debt ("according to an 1896 study").

Two of the 17 have no debt at all (204 and 333 ha); two with over 100% of the value (105 and 104%); 1—90-100%; 3—80-90%; 2—70-80%; 2—60-70%; 1—50-60%; 2—40-50%; 1—30-40%.

Among the peasants, 5 are free from debt.

$$\left. \begin{array}{l} 1 \text{ with } 7 \text{ ha} \\ 7-10-20 \text{ ha} \\ \text{the rest—} \\ 20-110 \text{ ha} \end{array} \right\}$$

2	up to 10 per cent of the assessed value
5	10-20
7	20-30
3	30-40
5	40-50
3	50-60
3	60-70
1	70-80

34

The author regards as “unburdened by debt” those 1) without mortgage; 2) with mortgage but also with at least an equal amount of capital; 3) with insignificant debt (pp. 262-63).

Detailed description of the *farms* (landed estates are marked in small Latin letters: a-r)

a) 205 ha. Excellent estate: (8 horses + 14 oxen + 106 head of big horned cattle) the “pearl” of the district. (Debt = 87% of value). Very high crop yields, high culture. “The soil was only gradually brought up to this state by systematic drainage, abundant fertilisation, deep turning up and care for the ploughland by means of neat and timely cultivation, and drill and row crops” (p. 264).

All the structures are massive—“a vast amount of capital is invested here”. “The livestock is highly fattened, all, without exception.”

All types of machinery. The crop-rotation system is rational, the fertilisation is very heavy (manure and artificial fertilisers).

“The erection of costly structures swallows up all the rent.”

b) 301 ha; debt—46.3%.

The soil has been improved by many years’ cultivation, cleared of stones, etc., a great quantity of lime has been added.

The structures are all good, all massive, cost 170,000 Mk.

All the livestock (10 horses + 26 oxen + 100 head of big horned cattle + 400 sheep) is fed and kept rationally.

All types of machines (no enumeration).

Fertilisers well stored. Artificial fertilisers bought. Ploughing 17-20 cm (beetroot: 30-35 cm). Row cultivation.

c) 758 ha. (Livestock: 26 horses + 54 oxen + 220 head of big horned cattle + 900 sheep). Debt—76.9% of value. A model farm like *a* and *b*.

Land, structures and livestock are very good. Machinery. “Stall (manure) fertiliser is stored in the best way.” 20,000 kg of Chile saltpetre + 30,000 ammoniac superphosphate + 3,000-4,000 kg of kainite are bought.

Deep ploughing; row tillage; irrigation of meadows; very high yields.

d, e, f—not model farms, but “rational”.

d) (75 ha) drained systematically. Heavy use of fertiliser. Artificial fertilisers. Deep ploughing. Drill and row tillage.

e) (229 ha). Drainage started. Structures massive, part of them new. Livestock well fed. Artificial fertilisers (10,000 kg of Chile saltpetre; 25,000 of superphosphate; 50,000 kg of potassium salts and lime).

Ploughing 12-17 cm, potatoes 20-25 cm, still deeper for beetroot.

f drained. Deep ploughing, etc. “Rather more than less is being done for the structures and their maintenance” (272).

Very good feed for livestock. 8 litres of milk a day per cow.

5,000-6,000 marks' worth of artificial fertilisers a year (15,000 kg of Chile saltpetre; 30,000-40,000 of superphosphate, 50,000 of kainite).

g (819 ha). Good structures. Stables new in part. Drainage. Milk—3,000 litres per cow (a year).

All livestock of the best quality. Feed good.

Artificial fertilisers. Machinery. Deep ploughing.

h (693 ha). Drainage. Good fertilisers. Massive structures, some of them new.

Livestock fed well. Concentrated feed purchased.

Artificial fertilisers. Deep ploughing.

i (527 ha). Massive structures, in good condition. Livestock well fed. Machinery. Deep ploughing. Artificial fertilisers.

k (445 ha). (Debt 95.7 per cent.) Farming in a "simple" way. "Ramshackle" structures, thatched roofs.

Deep ploughing 12-17 cm. Row tillage.

Owner lives very frugally.

No artificial fertilisers, no feed is purchased. The horses are overworked (despite intensive feeding).

l (347 ha). Debt 42.3 per cent. (Row tillage introduced, artificial fertilisers used, concentrated feed purchased, steam machines introduced, but the result was negative.)

A return to "extensive" farming: as little as possible artificial fertilisers and feed bought.

Livestock feed simpler. Milk—5 litres a day per cow.

m (924 ha, 750 ha of forest). Mainly forestry. Way of farming is simple and cheap.

n (572 ha) {very heavily in debt}. Unfavourable conditions. 1872 drainage *run down*. No money for new one. Too much was paid for the land.

All structures massive, but house for labourers is old thatched mud hut. There are machines, some out of order, lack of feed, poor soil—in short, everything is bad.

o (281 ha). New stables. 6-8 litres of milk a day.

Artificial fertilisers. Intensified feeding of livestock.

“The manure comes from the intensively fed livestock; it lies in the dung channels of the cattle shed until it is taken out into the fields, and is rationally preserved by means of kainite and superphosphate. Only rye and wheat straw is used as litter, heather and wood and other foliage no longer being used” (286-87).

Ploughing 17-20 cm. Row tillage.

p (127 ha). Bought at too high a price. Debt 57 per cent. The new owner buys more artificial fertilisers and feed, better machinery, etc.

q (204 ha) (Farming operations are too costly for this kind of land: “splendid estate”, “everything that is best in technical but not in economic terms is being done”). The structures are massive, the stables are vaulted and adapted for the storage of manure. Feed is bought.

Machinery—rather in excess.

Intensive farming. Artificial fertilisers.

	kg
120,000	kainite
35,000-40,000	Thomas slag
5,000	superphosphate
5,000	ammoniac
2,500	Chile saltpetre

r (333 ha). Massive structures.

Cow sheds are not vaulted, maintenance careful.

New living quarters for labourers.

Modest dead stock. Ploughing 12-17 cm.

Irrigation of meadows.

Peasant farms are not listed separately.

“The big and middle peasants as a rule farm better, more intensively, than the small peasants, the big vegetable gardeners (Grossgärtner) and owners of dwarf plots” (292):

deeper ploughing (cows weak)

row tillage

artificial fertilisers and feed purchased.

“If, finally, the crop yields of the peasant farms lag behind those of most landed estates, this is due above all to the peculiarity of small and medium land holdings. The peasant ploughs 5 or 8 cm shallower, in an effort to spare his young horses, which he wants to sell at a profit. In general, he knows how to take care of his livestock much better than hired farm-hands usually do. He cannot have special implements for each separate purpose, improve cultivation methods endlessly, stage long experiments in tillage and the use of fertilisers, and many other things” (292).

The peasant tries to improve his farming methods by introducing artificial fertilisers and purchasing feed, and machinery.

“The peasant has long since realised the importance of deep ploughing and timely cultivation, the need for correct selection of valuable sorts of seeds for sowing, the keeping of stall manure, and many other similar things. Where he fails to eliminate the shortcomings which can be righted, thereby acting against his own convictions, or is forced to do so, he is, as a rule, short of capital to do this” (293).

The structures are “almost everywhere” massive and in good repair. The livestock is well fed.

This is the first group of peasant farms, 12 (south of a Kreisstadt (district town)) out of 34 (No. 1-11 and No. 18)

No. 18 = 110 ha

The second group consists of 22 (to the north) out of 34 (of these 22: 4 with 10-20 ha; 11, with 20-50 ha; 7 with 50-95 ha). The land is *damp* sand, which suffers from stagnant moisture. Ploughing 10-13 cm.

“A *primitive wooden plough is pulled* by a small *overworked horse* or weak *half-starved* team of cows” (296).

Too much ploughed under for cereal grains... *short straw*, thin stalks, empty ears and flat grains.... They usually keep *more cattle than the scanty stocks of feed warrant*. *There is frequently a shortage of feed and litter....* In winter, this quantity of cattle somehow survives on straw, chaff, glume, and small quantities of roots and putrid hay. Feed

N.B.

is short at all times, and is of poor quality; in some parts, the drinking water, with a high iron-content, is harmful for the animals. *In consequence, the cattle are small, lean, with coarse wool, or simply grow sickly and starve in small dark sheds.* That is why one cannot expect them to be used correctly, or expect great quantities of good manure.

"Fertilisers are produced for each crop, but in homeopathic doses. It is impossible ... to make up for this poor and inadequate fertiliser by purchases of *kainite*. It is not fair to expect a sick man to be efficient. *Alongside the lack of means,* there is lack of management and experience. The peasant never uses lime, and green fertiliser only in separate cases... (297). *The cultivation of the fields is hopelessly primitive* but still burdensome; the collected manure is scattered, $\frac{2}{3}$ or $\frac{3}{4}$ of the seeds is sown by hand, then the field is ploughed, and then the other $\frac{1}{3}$ or $\frac{1}{4}$ is sown on the surface and harrowed with a home-made harrow. Rye is sown occasionally, from time to time, because of the lack of fertiliser. *It would, of course, be better to change the seeds, but that and much else is not done because of the shortage of capital.* The peasant avoids anything *that costs money,* as a matter of principle, if he wishes to last. He continues to thresh his grain the old way, *with a flail, either picking by hand or sifting all the rubbish.* Recently, some holders who are better off bought themselves a small horse-driven thresher. The straw is used mostly as feed, whereas it would do better (predominantly) as litter for the animals. Furthermore, there is need to chop up hay and straw for feed, to cover the potato and beet stores with straw, mend the holes in the thatch, and mix some hay with the straw to make it last as long as possible, so that when the straw crop is poor, nothing or very little remains for litter. It so happens that the use of forest leaves becomes the general rule. No more chopped straw goes into litter, but only conifer which is collected in the forest every year. The

upshot is that the few pines growing on the denuded sand go to seed, and that, despite the vast forests, there is a shortage of timber for building, once the dilapidated structures, repaired innumerable times, threaten to collapse altogether. Even the holders with more money at their disposal are in no position to erect new structures. There is lack of stone, gravel, clay, timber, and above all, *money...* *Everything is in short supply. The unfortunate farmer of these sad parts labours and toils with his often numerous family from dawn to dusk, day in, day out; his toil-hardened hands and lean face are a sign of nothing but unceasing hard work. He struggles for his unenviable existence, fights misfortune and care, and barely manages to keep body and soul together; he strains his every fibre to obtain some money, before it is too late, to pay off the urgent interest and taxes, but fears that he may be ruined anyway. He has no means for any radical improvements; but the fact is that they alone could help him and make his naturally poor scrap of land solidly productive and capable of giving better sustenance to its owner"* (298).

—the only happy exception among these 22 holdings in the second group is the estate of the village headman at R. (No. 18: 110 ha, 43 head of big horned cattle, 4 pigs + 6 horses, a debt of 50.3 per cent, only three of these 22 peasants have a higher debt percentage than this).

On average, the master of R. takes in 2-3 times more grain, 3-4 times more potatoes, 6-8 times more beetroot than all the other holders in R., who farm the old way, and who, because of their debts, have no opportunity or reason to farm any other way. The master of R. raises crops which his neighbours are *unable to introduce successfully into their crop rotation*, because their soil *lacks the necessary cultivation and manuring...* He (the master of R.) paid for his estate in cash, and has *capital* at his disposal. It is capital and labour that have yielded such excellent results. No peasant could have created "an oasis in a desert" if he had no financial support, as a prerequisite to back up his efforts (300).

He has “dry sand” which is being gradually brought into cultivation (green fertiliser). He uses kainite, etc., “on a large scale” ... he does row tillage, ... there is no lack of straw, new cow sheds ... various machines.... Cattle well fattened.... Cow shed is built advantageously, and is spacious and full of light.... The cattle have clean and dry litter (299), etc.—yield a great quantity of good manure, etc., etc.

Keeps farm-hands....

(In conclusion the author argues hotly against the assumption that debts help to improve farming. On the contrary, he says, debts tend to oppress, etc. A farm needs capital; examples of rich peasants with capital, traders, a former policeman, etc., etc.)

Crop yield in kg per <i>ha</i> :						
	wheat	rye	barley	oats	potatoes	fodder beets
<i>Landowners</i>	1,000-2,800	600-2,200	1,200-3,000	600-2,800	10-21 thous.	20-80 thous.
<i>Peasants</i>	400-1,800	300-1,400	250-2,000	440-1,800	4½-14 thous.	4-52 thous.

b.

BIBLIOGRAPHICAL NOTES AND ANNOTATIONS

Dr. Michael *Hainisch*: “Die Zukunft der Deutsch-Oesterreicher”. Eine statistischvolkswirtschaftliche Studie. (Wien, 1892). S. 165.*

There appears to be very little statistics proper here, but there seems to be something on the debts of peasants and the ruin of peasant farms under the influence of the *money* economy: Section IV (pp. 114-53): “Plight of Peasantry, etc.

Dr. Carl von Grabmayr (Landtagsabgeordneter in Meran). *Schuldnoth und Agrarreform*. Eine agrar-politische Skizze

* Dr. Michael Hainisch: “The Future of the Germano-Austrians.” A Statistical-Economic Study.—*Ed.*

mit besonderer Berücksichtigung Tirols. Meran 1894. (S. 211).*

$\left\{ \begin{array}{l} \text{General} \\ \text{figures on} \\ \text{the growth} \\ \text{of debt} \end{array} \right\} \text{ Also his. } \textit{Die Agrarreform im Tiroler} \\ \textit{Landtag. Meran 1896. (S. 157).}^{**}$

Statistische Monatschrift. Wien 1901, Neue Folge, VI. Jahrgang (der ganzen Reihe 27. Jahrgang).

(*Alfred Hölder.* k.u.k. Hof- und Universitätsbuchhandler. Wien I. Rothenthurmstrasse. 13.)***

Also issued by his publishing house

Sociale Rundschau, herausgegeben vom k.k. arbeitsstatistischen Amte. Monthly; 2 K. a year = 2 Mk. Einzelne Hefte = 20 H. = 30 Pf.****

Written in June-September 1901

First published in 1938
in *Lenin Miscellany XXXI*

Printed from the original

* Dr. Carl von Grabmayr (Landtag Deputy in Meran). *The Debt Burden and Agrarian Reform.* An Agrarian-Political Essay with Special Consideration of the Situation in Tyrol.—*Ed*

** *Agrarian Reform in the Tyrolean Landtag.*—*Ed.*

*** *Statistical Monthly.* Vienna 1901, New Series. Sixth year of publication (27th year of publication or the whole series).

(Alfred Hölder, bookseller to the imperial and royal court, and universities, 13, Rothenthurmstrasse, Vienna.)—*Ed.*

**** *Social Surrey*, published by the Imperial and Royal Labour Statistics Department. Monthly 2 kronen a year = 2 marks. Each issue = 20 hellers = 30 pfennigs.—*Ed.*

**CRITICAL REMARKS ON A. SOUCHON'S BOOK,
*PEASANT PROPERTY*⁷⁸**

N.B. Souchon

Note in *Souchon's* book:

Pages

- | | | | | | | | | | | | | | | | | | | | | | |
|--------|---|---|----------------|------|------------|--|--|------|---|------|-----------|--|--|----|---|------|------------|--|--|------|--------------|
| | | 6. Small property (in the opinion of French social-ists)—without hired labour. | | | | | | | | | | | | | | | | | | | |
| (N.B.) | 12. <i>Social value of peasant property—defenders of property</i> | | N.B. | | | | | | | | | | | | | | | | | | |
| (N.B.) | 14. <i>A factor of social conservation</i> | | N.B. | | | | | | | | | | | | | | | | | | |
| (N.B.) | 16. <i>Safeguard against the urge for social innovations....</i> | | N.B. | | | | | | | | | | | | | | | | | | |
| (N.B.) | 23. The small-farm regions are losing population <i>more rapidly</i> than the big-farm regions. | | N.B. | | | | | | | | | | | | | | | | | | |
| (N.B.) | 24. Figures on holders | <table style="display: inline-table; vertical-align: middle;"> <tr> <td style="font-size: 2em; padding: 0 5px;">{</td> <td style="padding: 0 5px;">1862</td> <td style="padding: 0 5px;">—different</td> </tr> <tr> <td></td> <td></td> <td style="padding: 0 5px;">from</td> </tr> <tr> <td style="font-size: 2em; padding: 0 5px;">}</td> <td style="padding: 0 5px;">1882</td> <td style="padding: 0 5px;">—the same</td> </tr> <tr> <td></td> <td></td> <td style="padding: 0 5px;">as</td> </tr> <tr> <td style="font-size: 2em; padding: 0 5px;">{</td> <td style="padding: 0 5px;">1892</td> <td style="padding: 0 5px;">—different</td> </tr> <tr> <td></td> <td></td> <td style="padding: 0 5px;">from</td> </tr> </table> | { | 1862 | —different | | | from | } | 1882 | —the same | | | as | { | 1892 | —different | | | from | Bul-ga-kov's |
| { | 1862 | —different | | | | | | | | | | | | | | | | | | | |
| | | from | | | | | | | | | | | | | | | | | | | |
| } | 1882 | —the same | | | | | | | | | | | | | | | | | | | |
| | | as | | | | | | | | | | | | | | | | | | | |
| { | 1892 | —different | | | | | | | | | | | | | | | | | | | |
| | | from | | | | | | | | | | | | | | | | | | | |
| (N.B.) | day labourers with land | | N.B.? | | | | | | | | | | | | | | | | | | |
| (N.B.) | day labourers without land | | N.B. II.195-96 | | | | | | | | | | | | | | | | | | |
| (N.B.) | 25. The smallest holders are more inclined to move to the towns. | | N.B. | | | | | | | | | | | | | | | | | | |
| (N.B.) | 39. <i>Three</i> main arguments in favour of large-scale production: | | N.B. | | | | | | | | | | | | | | | | | | |
| (N.B.) | (a) lower general costs — Con—(41) <i>associations</i> | | N.B. | | | | | | | | | | | | | | | | | | |
| (N.B.) | (b) more division of labour and use of machinery | — Con: machinery cannot always be used (43), disadvantages of the big: drop in the prices of corn (46) | N.B. | | | | | | | | | | | | | | | | | | |

And a reference to the 1892 Inquiry!⁷⁹

- (c) more melioration,
industries, etc. — Con: co-operatives (47)
57. ***Both the large (“model”) and, the small property are necessary (!)***
- 57-58. There is a decline in the number of day labourers with land—con the theory of the importance of small holders as hired labourers.
61. It is believed that there are 57.4% holders per 100 plots.
67. *Holders with collateral employment (not day labourers)*
68. Peasant farm = 5-20 ha (< 5 ha can not provide sustenance for a family: pages 68 and 69, note 2) N.B.

		<i>ha</i>
72:	1,427,655—agricultural labourers without land	
	1,400,000—agricultural labourers with land	}
	1,300,000—small holders with collateral employment (cf. 71 and 67) (handicraftsmen, etc.)	
	1,000,000—peasants	
	140,000—big farmers (>20 ha) with hired labour	7 million
		10 million
		23 million
Σ=	5,267,655	40 { — minus state lands, etc.) }

79. Agricultural crisis—very uncertain thing. They have been shouting about it for 40 years.
87. Since 1883, the number of land plots has been decreasing...
—a tendency towards concentration.

88-89—*The smallest holders move to the towns*
 89—“*Victims of concentration—the smallest holders*” {N.B.}

92-93. The agricultural crisis should end soon.

94. The number of agricultural *machines has been growing very slowly, moderately.*

156-158. *Allotments Act*⁸⁰—of small importance (not less or more than 1 acre, conditionally, etc.)

163. *Rentengüter*—created by the *feudal* party

164. ——— against the socialists

” exodus to the towns

” shortage of labour

167—by 1896, 605 estates with 53,316 ha were broken up into 5,021 *Rentengüter*

1,088 2.5-5 ha

1,023 5 -7.5 ha

169. *Facilitating the supply of labour* (N.B.)

Written in June-September 1901

First published in 1938
 in *Lenin Miscellany XXXI*

Printed from the original

**CRITICAL REMARKS ON F. MAURICE'S BOOK,
AGRICULTURE AND THE SOCIAL
QUESTION.
AGRICULTURAL AND AGRARIAN FRANCE⁸¹**

F. Maurice

[Only paged through. The author has the wildest ideas of the most primitive anarchism. There are some interesting factual remarks.]

Pp. Note

48. Farmers complain.... Which farmers?
 small: 5 million—12 million ha (N.B.)
 big 0.₈₆₉ —37 " "
85. (French) soldier's ration—1 kg of bread
 300 grammes of meat
 160 " vegetables
 16 " salt
 15 " coffee
 21 " sugar
117. 14,074,801 lots; 59.₃% farms—consequently—
 8,346,000 holders (?)
119. 1882: 84.₇% farms—25.₁% of the area } "Extreme"
 15.₃% (868,000)—74.₉% (37.₁ mil- } concentra-(!)
 lion ha) } tion
122. Distribution of rural population according to 1886
 statistics.
- 122-123. Almost 720,000 absentee owners (Absenteeism).
- 131-132. Small cropping can feed many more people.

160. From 1831 to 1886, the countryside gave up
6 million persons to the towns.
165. Rural population in 1851 and 1886

$$\left\{ \begin{array}{l} < \text{ number of holders} \\ = \quad \text{ " " half-croppers} \\ + \quad \text{ " " labourers} \end{array} \right\} \text{ N.B.}$$

167. Permanent labourers in 1862 and 1882 (—). [The figures are the same as *Bulgakov's* (6)]
174. The growth of big towns from 1831 to 1886.
- 194-195. The author favours social peace, "stability of our institutions", and is against "excessive industrialisation of agriculture"

And he calls himself a socialist! Konfusionsrath!*

- 195-197. Agriculture is now *extensive* (on big farms), yields little produce, etc.
It should be *small* and intensive.
197. Maurice's slogan: *small property, small-scale production.*
197. The new (future) phase of agriculture is the "*period of vegetable gardening*" (author's italics) or "*small cropping*" (!)—the only possible outcome (!). The tendency in modern society is towards a coalescence of labour and property.
198. How is this to be achieved?
"Very easy" (!)—
199. there is need for a *reform*—account must be taken of the current ideas prevailing among the *masses*—with *individual property* (!!) and the *family* (!!)
200. "Gradual" supplanting of big farms.
203. The right of every citizen to use the national territory must be proclaimed

meaning, the nationalisation of land.

* Bungler.—Ed.

204. Initially state lands are to be leased to small farms
 205. —large land holdings to be taxed.
 etc.
234. (234-266) (!!)—draft law (!!)-Casting of lots for
 land, etc.
- 278 —Descriptions of separate departments.
 {The best thing in the book.}
- Nord. Beetroot* production (287. staple crop.)
 Intensified fertilisation.
- | | | | | |
|------------|--|-----------|---------------|------------|
| Prevalence | | 1-10 ha: | 32,000 farms— | 248,000 ha |
| of (??) | | 10-50 : | 10,000 " | 206,000 |
| small | | 50 and >: | 690 " | 53,000 |
- cropping
- Farms:
- N.B. || 232 ha. Sugar refinery, etc. Model farm. Per ha: 30
 hectolitres of wheat "are not appreciably superior
 to those of the region" (p. 291) ??? (cf. Nord 24)
 50,000 kg of beetroot (cf. Nord 45,000)
- N.B. || 140 ha. 20 milch cows. 30 hl, 50,000 beetroot.
 7 ha. 6 milch cows. 25 hl, 40,000 beetroot (sic!)
 "With all the costs covered, and the family partly
 supplied with sustenance, **the profit, rather,
 the wages, in this case,** comes to between
 15 and 1,800 francs a year" (291).
- Great development of *industry* and *mines*.
294. || *An entire population is semi- ||*
agricultural and semi-indus- ||
trial, with a plot of land. Impos- ||
sible to survive on less than 5 ha.
295. —**pays for the cultivation of his land (!)**
 [Sometimes with his labour!]
 —fattens livestock for traders for a remuneration.
296. Cultivation of beetroot with the aid of *machinery*.
Child labour.
 —*working for garment merchants*
in Lille (N.B.) N.B.
 (14-hour working day—*per family* (!)—
 1-1¼ francs).
297. The condition of the rural labourer is *rather hard*....
 Meat on *Sundays*.... Poverty....

298-299. *Growth in the number of small holders doing hired labour.*

Maurice's "moral":

"there is danger" in industrialising agriculture (beetroot),

"it is a mistake" (308) to regard agriculture as an industry, etc., etc. There is need to develop small-scale production!! etc.

309. *A i s n e*. Big cropping prevails—in contrast to *Nord*.

Worse soil, lagging agriculture.

315.		farms	ha
	< 1 ha	29,000	14,000
	1- 10	22,000	94,000
	10- 50	7,000	169,000
	50-100	991	} 404,000
	100-300	1,016	
	300 and >	69	

320. Growing production of beetroot. (Idem 316)

322. The labourers are highly dissatisfied ("not much better than serfdom"!)

... meagre pay and food....

340. Nor is the condition of the labourer better in Picardie or in Beauce

342.	<i>Vegetable gardening</i> in the suburbs of Paris ... of 28,000 ha ... 1,800 ha are vegetable gardens divided into 10,000 enterprises.... From 1,000 sq. m. to 1 ha (344). ...	farms	ha	
		< 1 ha	11,000	5,000
		1- 10	2,600	} 23,000
		10- 50	290	
		50-300	13	
		300-500	2	
		28,000		

Vegetable gardeners mostly lease land at 2,000 fr....

345. — — Gross receipts from 1 ha = 20,000 fr.
 (working capital 25,000 fr.)
 net income = 10,000 fr.

345. Labourers per *ha* husband and wife
 (entrepreneurs) —2
 { Wages and keep = { 3 labourers, men —3
 6,000 fr. { 2 girls —2
 { 1 day labouring —1 (for
 summer)

Normandy

358. *The very small holders go in for wage labour.*
361. —For a minority Normandy is a “rich country”,
 but for the mass of peasants, it is “*harsh and*
 inhospitable”
375. Vegetable gardeners near Cherbourg (sale of cabbage,
 etc., to Britain). Land costs 15,000-20,000 fr.
 (1 ha).
376. Farms from 1 to 10 ha....
 (N.B.) *Each ha needs 2-3 men labourers* (300-
 500 fr.) and Maurice is jubilant: “*small cropping*”!

Written in June-September 1901

First published in 1938
in *Lenin Miscellany XXXI*

Printed from the original

**REMARKS ON
A. CHŁAPOWO-CHŁAPOWSKI'S BOOK,
AGRICULTURE IN BELGIUM
IN THE 19TH CENTURY⁸²**

From Chłapowo-Chłapowski.
Gainfully employed population in Belgian agriculture

	Members of families taking part in farming	Gesinde* and day labourers	Total (both sexes)
1846)	906,575	177,026	1,083,601
1880)	982,124	217,195	1,199,319
1895)	1,015,799	187,106 +1,905 Hofbeamte**	1,204,810

Ibidem 69-71—"modern" large-scale production
71-72. Parcel holders as labourers of big farmers.
99-100. Idem (N.B.)
102. Competition between small and big farms.
137. Growth of parcel holders=labourers.
139. Plight of rural labourers.
Idem 145-146.
144. *More intensive work done by
small farmers.* (N.B.).

* Farm-hands.—*Ed.*

** Farm employees.—*Ed.*

-
148. Elevation of labourers to small holders.
148. Relations between small and big farmers.
(Support.)

Written in June-September 1901

First published in 1938
in *Lenin Miscellany XXXI*

Printed from the original

**REMARKS ON THE MATERIAL
OF THE BADEN INQUIRY⁸³**

*Erhebungen über die Lage der Landwirtschaft im Grossherzogthum Baden.**
1883. Karlsruhe.

(Three big volumes, rather 4, because to the 3rd is appended *Ergebnisse* der Erhebungen.**)

A number of monographs on separate communities, followed by results. Very many budgets.)

Volume 1. Note (after paging)

Sandhausen community (Heidelberg district) Vol. I, VIII*), p. 30 [Vol. I, VIII* (community)].

Budgets. Big peasant. 9.₈₀ ha. 1 farm-hand + 1 maid + 379 days of hired labour.

Small peasant. 2.₉₆ ha (1.₆₂ ha *his own* + 1.₃₆ *leased*)

raises tobacco and hops.

10 man-days (hired day labour).

[with tobacco and hops 1¼ working days of labour should be reckoned per *are*. Consequently, total = 370 days.

husband	—300			Total receipts = 2,032. ₃₂
wife	— 60	370. ₁		Outlays <u>1,749.₉₁</u>
day labourer	— 10			<u>282.₄₁</u>

*) The description of each community is a special issue with its own pagination. That is why references must include volume and community: Vol. II, XI—XIth community in Volume II.

* *A Study of the State of Agriculture in the Grand Duchy of Baden.—Ed.*

** Results of the Study.—*Ed.*

ibidem

Day labourer = small leasehold farm.

2. ₃₀ ha	12.6 ares of own land	16	<i>working days of</i>
	217.2 "	of leased land	<i>hired labour.</i>

a total of 229.₈ ares 1³/₄ working days per are.

Gross receipts — 1,543. ₅₀	Σ = 410 work-	ing days	{	
outlays — 1,472. ₅₈				16 — day labourer
+ 70. ₃₀				300 — husband
				94 — wife

Ergebnisse, pp. 56-57. The per-head consumption of meat on *big-peasant* and *middle-peasant* farms.

Everywhere (8 examples) it is *much higher* on the big farms.

Volume II. II, XI community, p. 48. 18 *ares* of tobacco require 80 working days.

[The whole Baden Inquiry is a study of 37 typical communities. In the *Ergebnisse*, there are the most *detailed*, incredibly detailed, budgets (70), the *main* results of which are given in the table I have borrowed.

Of interest in the *Ergebnisse* is Anlage VI: "Übersichtliche Darstellung der Ergebnisse der in den Erhebungsgemeinden angestellten Ertragsberechnungen" (S. 149-65).^{*} This is a *tabulated* summing up of the budget (and economic) data on the separately described households. (37 + 33 = 70 budgets.)

See extract of data on these 70 budgets in notebook⁸⁴

31 big peasants (or farmers)
21 middle peasants
18 small peasants (including one wine-grower).

70

In the *Ergebnisse* [I have *only* paged through the *Ergebnisse*, but not the material (Vols. 1-3) itself, for the essence is given in the budget table, and there is no time to make a special study of them] one is struck by the indiscriminate nature of the conclusions: the big, middle and small peasants are *not discriminated* systematically anywhere in the results either; it is always "in general", e.g., even on the

^{*} Appendix VI: "Brief Review of the Results or the Assessment of Incomes in the Investigated Communities".—*Ed.*

question of consumption. A comparison is made of the *communities*, and not of the big, medium and small enterprises. (E.g., pp. 55-56.)

This table (on 1873 data) appears on p. 21 of the *Ergebnisse*.

		Number of agric. enterprises	%	Area ha	%
I "mixed" enterprises (of "day labourers and artisans")	0-10 Morgen (0-3.6 ha)	160,581	72.0	227,213	28.5
II small-peasant enterprises	10-20 Morgen (3.6-7.2 ha)	38,900	17.5	193,923	24.3
III middle-peasant enterprises	20-50 Morgen (7.20-18 ha)	18,346	8.3	193,936	24.3
IV big-peasant enterprises	50-100 Morgen (18-36 ha)	3,721	1.6	90,152	11.3
V large (among them big-peasant) enterprises . . .	100-500 Morgen (36-180 ha)	1,177	0.5	65,671	8.4
VI	500 and over (180 ha and over)	21	0.01	5,542	0.6
Community land, etc.	—	—	—	21,000	2.6
		222,746	100	797,597*	100

Collateral employment—handicraft industries (Görwihl, Wittenschwand, Neukirch) (p. 43)
 lumbering
 day labour
 factory work, stone quarries, etc., etc.

There is also seasonal outside earth moving and lumbering (p. 45 from Neusatz).

In Neukirch, 40 ha is considered to be a minimum area for subsistence. P. 44.

It is interesting to note concerning data α and β ** (see tables in notebook):

* There is an error of addition in this column (should be 797,497).—*Ed.*
 ** α —average annual profit per ha (marks); β —permissible limit of taxation of estate, together with debt, as % of its taxable capital value.—*Ed.*

With the *big* and *middle peasants*, whose holdings come to 7-10 ha in the corn areas and 4-5 ha in the commercial crop and wine-making areas ... (and to 20-30 ha when there are forests) ... the results of calculations $\left(\begin{smallmatrix} \alpha & \beta \\ \alpha & \beta \end{smallmatrix}\right)$ are not bad (p. 66)... Here, there is no danger in having a 40-70 per cent, average 55 per cent, debt.

By contrast, the conditions for the *small peasant* population are taking on a less favourable shape, i.e., ... for those with 4-7 ha under cropping, 2-4 ha under commercial crops and wine-making ... up to 30 ha under forests.

For these small peasants, the average limit of permissible indebtedness lies ... in all respects much lower than should be established for the middle and big peasants.

...For the estates of these sizes, with an *average* family and in the *pure* corn areas, the limit of indebtedness... must not exceed 30 per cent of the assessed value of the holding if the *regular* payment of interest and of instalments is to be *fully* secured... (p. 66).

The above-given statistics, consequently, confirm the widespread opinion that those owners of peasant holdings, who are on the borderline [*in the middle*] between the day labourers and the middle peasants [in the rural districts the farmers of this category are usually called the "*middle estate*"—Mittelstand], are frequently in a worse position than those in the groups above and below in size of holdings; for, although they are able to cope with *moderate* indebtedness, if it is kept at a certain and not very high level, they find it difficult to meet their obligations, being unable to obtain *regular* collateral employment (as day labourers, etc.), by which means to increase their income.* They can meet their obligations only when their children have grown up and are placed, so that family expenses are less of a burden on these small farms. By contrast, *day labourers* (or handicraftsmen) with *small holdings*, insofar as they have some regular collateral employment, are frequently in

* See present edition, Vol. 5, pp. 187-88.—*Ed.*

N.B. || a much better position materially than those belonging to the "middle estate", for, as computations in numerous cases have shown, collateral employment at times yields such a high net (i.e., money) income as to enable them to repay even *large* debts*; this explains the frequently observed fact that where such conditions obtain, small holders, like day labourers and others, gradually manage to take small-peasant holdings out of debt. These computations also show that it is the rural owners, who belong to the lowest sections of the independent peasant population, that have most reasons to make *cautious* use of their credit, which is why they have to make an especially careful review of their financial possibilities when buying any real estate (pp. 66-67).

[Data for *communities* also prevail on the question]
 [of indebtedness.]

Cf. especially p. 97: "The final conclusion [on the question of indebtedness]: relatively less favourable position of the *small-peasant* population."

The study of indebtedness by groups of holdings has shown:

Almost everywhere ... it has turned out that it is the *lowest* groups of holders (day labourers with a land allotment) that have the *highest percentage* of indebtedness, and that, on the contrary, this proportion markedly declines for the *peasant population proper*, and in general tends to *drop* with the growth of the estates in size, sometimes *very rapidly* indeed, *frequently disappearing almost entirely* in the higher groups (big-peasant holdings) (p. 89).

In the final count, the studies of debt levels in the communities concerned give the following picture on the strength of these data:

Almost everywhere, there is a very considerable debt burden on the holdings of *day labourers*. Nevertheless, this part of the debt is the least dangerous (p. 97)—for this section of the rural population relies mainly on earnings not from the land, and experience shows that, given regular earnings ("to any extent"), day labourers manage to cope

* See present edition, Vol. 5, p. 188.—*Ed.*

with their debts (which mostly arise from the purchase of land).

The debt on holdings among *middle* and *big* peasants in the overwhelming majority of the communities studied, even in those which are considered *heavily in debt*, remains within the limits marked out by the size of estates, and such debt is *very small* in a rather large number of communities, to be found in *all* economic areas....

On the other hand, in a considerable number of the communities studied, the indebtedness of the *small-peasant population* is relatively larger and not entirely safe, considering the permissible limit of indebtedness, and in view of the fact that this higher indebtedness should *ultimately* be due largely to definite *external* conditions... (p. 97) (land, climate, land hunger, etc.), the same thing may be assumed for the country's other communities.

This indebtedness is the result mainly of *credit for land* (purchase of land and transfer of estates).

...in purchasing land, particular business-like caution must be exercised—something to which most study reports point—primarily by the *small-peasant population* and by the day labourers, ranking next to it (p. 98). N.B.

The small peasant *sells* relatively little *for cash*, but he stands particularly in need of money, and

...because of his lack of capital, he is especially hard hit by every murrain, hailstorm, etc.*

Written in June-September 1901

First published in 1932
in *Lenin Miscellany XIX*

Printed from the original

* See present edition, Vol. 5, p. 188.—*Ed.*

**REMARKS ON M. E. SEIGNOURET'S BOOK,
ESSAYS ON SOCIAL AND AGRICULTURAL
ECONOMICS⁸⁵**

M. E. Seignouret, Essais d'économie sociale et agricole, Paris 1897. (p. 232 et seq.)—in one of the essays he makes a comparison between small, big and medium wine-growing (1869—Gironde Agricultural Society) farms

fictitious example N.B.

I. small	1 ha 60 ares	—works himself and family only
II. medium	10 ha 25 ares	—himself and family and one labourer (ploughman helper) + day labourers
III. big	51 ha 25 ares	—does not work himself. Senior servant 1, ploughmen-servants (3) and wine-growers (6-7) at settled wages

To I: it takes working days: 250 male + 200 female
 { 50 male + 50 female }
 { remain for day labourers }

Value of property	<i>small</i> <i>fr.</i>	<i>medium</i> <i>fr.</i>	<i>big</i> <i>fr.</i>
Vineyards	4,800	24,000	110,000
Other land	900	10,500	55,000
House	1,000	2,000	18,000
Implements and livestock	—	1,000	4,000
	Σ=6,700	Σ=37,500	Σ=187,000

<i>Outlays</i>	<i>small</i>	<i>medium</i>	<i>big</i>
4%	268	1,500	7,480
taxes and prestations	36	190	805
Vine-props	25	120	550
Vine	15	70	350
Manure	40	various expenses	+ 125 shoeing + 33 of cattle and re- payment*
Vine	15	70	350
Straw	16	fertiliser	400
Transportation	15		
House repairs	15	45	200
Fire insurance	4	10	30
Repair of barrels, etc.	+ 10	+ 130	150
	+ 30	+ 60	
<i>Grape gathering</i> (No. 1)	20	250	+ 2,000 + 1,170
		wages + 600 + 187 +	2,450
		more wages =	1,350
250 male days at 2.25=	562	300 male days 2.25=	cane rush 210
200 female days at 0.75=	150	250 fem. days 0.75=	% -215
	Σ = 1,210**	Σ = 4,182	various= 625 Σ = 18,510

(No. 1) Payment or compensation for several days of work by men or women, purchase of food, estimated at 20 fr. p. 241).

* In this column, Seignouret says: "Veterinary insurance of animals or loss of their value is more considerable than with a small holder".—*Ed.*

** In the listing of outlays for the small farm, there is an omission of interest—4 fr.—*Ed.*

<i>Receipts</i>	<i>small</i>	<i>medium</i>	<i>big</i>
4 barrels of wine at 240=	960	18½ barrels at 250=4,625	75 barrels at 275=20,625
		from land—732	90 hl. of wheat = 2,250
		receipts=5,357	the rest from land= 655
			Σ=23,530

Balance—250 *Balance* +1,175 *Balance* +5,020

In other words	}
Receipts = 960—198=462	
(498 = 1,210—562—150)	
day labour	
50 male days at 2.25 = 112.50	
50 fem. days at 0.75 = 37.50	
612	

and as *senior servant*
(labourer)
he would have had **840** francs.

Written in June-October 1901

First printed in the Fourth
Russian edition
of the *Collected Works*

Printed from the original

FROM GERMAN AGRARIAN STATISTICS⁸⁶

((pp. 1-20))

Number of farms using machinery in 1882

1882

	Steam ploughs	Sowers*)	Mowers	Steam threshers	Other	Σ
< 2	3	4,807	48	4,211	6,509	
2- 5	7	4,760	78	10,279	23,221	
5-10	6	6,493	261	16,007	51,822	74,589
10-20	18	9,487	1,232	18,856	86,632	116,225
5-20	24	15,980	1,493	34,863	138,454	190,814
20-100	92	22,975	10,681	17,960	115,172	
100 and >	710	15,320	7,334	8,377	15,011	
	836	63,842	19,634	75,690	298,367	

These are apparently the machines taken on p. 5 of these extracts* for comparison with 1895 (the number of cases of use of five agricultural machines). Here are the 1907 data on these same machines (number of *cases* of use):

1907	< 2 ha	131,489;	per 100 farms of group =	3.8
	2-5	313,641;	" " " "	= 31.2
	5-20	968,349;	" " " "	= 90.9
	20-100	469,527;	" " " "	= 179.1
	100 and >	64,098;	" " " "	= 271.9
	Σ =	1,947,104		33.9

) A reduction in the number of farms using sowers in 1895 is allegedly due (p. 36) partly to the fact "dass die Landwirte jetzt an Stelle der Säemaschinen die Drillmaschinen in Gebrauch genommen haben".**

* See p. 194.—*Ed.*

** "That farmers now use seed drills instead of ordinary sowers".—*Ed.*

Note the distribution of land under *vegetables* (gärtnerisch benutzt) and under *forest*

	1907								
	Total farms	Their total area	Including vegetable gardens only	%	Land under vegetable ha	Farms with forest	%	Their forests ha	Forests in 1907 ha
Under 2 ha	3,236,367	2,415,914	367,402	11.35	99,034	147,777	4.57	413,033	514,279
2-5 "	1,016,318	4,142,071	1,387	0.14	50,420	222,749	21.92	546,860	654,607
5-20 "	998,804	12,537,660	536	0.05	79,154	400,557	40.10	1,850,277	2,121,024
20-100 "	281,767	13,157,201	96	0.02	57,091	146,997	52.17	2,197,830	2,186,484
100 and >	25,061	11,031,896	5	0.02	43,642	13,754	54.88	2,574,276	2,203,360
	5,558,317	43,284,742	369,399	6.65	329,341	931,834	16.76	7,582,276	7,679,754

These data show that there is concentration even in vegetable gardening, but its scale defies definition.

The forests are concentrated on the big farms (> 20 ha—4.77 million ha out of 7.58, that is, over 60%).

Taking *all* the forests (and not only those connected with agriculture) we find that 953,874 farms have 13,725,930 ha of forest and 30,847,317 ha of all the land. Almost half these forests (6,733,044 ha out of 13.7 million, that is, 49.05%) is on farms with **1,000 ha and over**.

There are special data on the concentration of truck gardening (*Kunst-und-Handelsgärtnerei*=“hothouse industry”, etc.):

N.B.

Farms by size of truck gardens	Number of farms		Their land		Average land per farm		
		%	garden	%	total farmland	garden	other farmland
Under 10 ares	7,780	23.91	344	1.40	17,313	0.04	2.2
10-50 ares	13,724	42.17	3,230	13.70	56,519	0.24	4.1
50 ares-1 ha	5,707	17.54					
1 ha-2 ha	3,397	10.44	4,208	17.85	162,277	1.24	47.7
2 ha-5 ha	1,441	4.43	3,987	16.92	157,934	2.76	109.6
5 ha and >	491	1.61					
Total	32,540	100.00	23,570	100.00	538,107	0.72	16.5

Cf. David, p. 152, 40%—under 20 ares

Weinbaubetriebe: Farms with vineyards

Size of vineyard	Number of farms		Their land				Area per holder	
			vineyards	%	other farmland	vineyards	other	
Under 10 ares	88,362	25.63	4,962	3.94	221,340	0.05	2.5	
10-20 ares	81,936	23.76	11,399	9.04	258,756	0.14	3.1	
20-50 ares	103,777	30.09	32,179	25.51	371,357	0.31	3.5	
50 ares-1 ha	47,148	13.67	31,407	24.90	201,888	0.66	4.3	
1-5 ha	22,542	6.53	35,399	28.07	158,247	1.57	7.0	
5 ha and >	1,085	0.32	10,763	8.54	30,599	9.92	28.2	
Total	344,850	100.00	126,109	100.00	1,242,187	0.36	3.6	

$$\left. \begin{array}{l} 49\%-13\% \\ 30\%-26\% \\ 21\%-61\% \end{array} \right\}^{87}$$

Categories by size of *farmland* (landwirtschaftlich benutzte) area:

Under 20 ares	1,134.3	ha	}	vine-	yards	}	Under 1 ha—	15,477	ha	}	102,367=		
20-50 "	4,476	"					1-10—	86,890	"			}	87.17%
50 ares-1 ha	9,867	"					10-50—	19,015	"				
1-2 ha	20,794	"					50 and >	4,727	"			}	12.83%
2-5 ha	41,158	"					$\Sigma = 126,109$						
5-20 ha	37,649	"											
20-100 ha	8,746	"											
100 and >	2,285	"											
	$\Sigma = 126,109$	"											

In France			%	%
Under 1 ha	136.2	thousand ha	7.56	}
1-10	637.5		35.42	
10-40	467.9		25.98	}
40 and >	558.9		31.04	
	$\Sigma = 1,800.5$		$\Sigma = 100.00$	

The (relatively) large percentage of *dependents* in the 100 and > group (0.35% and 0.39%) is due to the fact that *only* administrative personnel and supervisors have been included here among the *dependents* in agriculture, (p. 49*).

Furthermore, in the 100 and > group, the A—C independents are mostly *owners of forests, industrialists and traders*.

P. 47*

- 1 = A 1 Independents
- 2 = A 1 Dependents
- 3 = A—C Dependents + D
- 4 = A—C Independents
- 5 = Other occupations

Farms by main occupation %%

	1. Agriculture independents	2. Agriculture <i>dependents</i>	3. Agriculture + industry + trade + local industries and other <i>dependents</i>	4. Veg. gardening + in- dustry + trade + other <i>independents</i>	5. Other occupa- tions	Σ %
Under 2 ha	17.43	21.30	50.31	22.53	9.73	100
2- 5	72.20	2.48	8.63	16.31	2.86	100
5- 20	90.79	0.21	1.11	6.96	1.14	100
20-100	96.16	0.05	0.17	2.52	1.15	100
100 and >	93.86	0.35	0.39	1.50	4.25	100
Total	44.96	12.90	31.08	17.49	6.47	100

$$2,499,130 + (717,037) + 1,727,703 + 971,934 + 359,550 = 5,558,317$$

Data on the percentage of *independent* rural owners with subsidiary employment clearly show the *especially* advantageous position of holders of 100 ha and > (their subsidiary employment = forestry, large-scale industry, agricultural industries, military and civil service, etc.).

Under 2 ha	26.08	% of independent
2- 5	25.54	farmers with sub-
5- 20	15.26	sidiary employment
20-100	8.82	
100 and >	23.54	(P. 48★)
	20.10	

Independents		Dependents	
A 2—6	31,751	A 1)	717,037
B	704,290	A 2—6)	67,605
C 1—10	130,682	B)	790,950
C 11—21	32,994	C)	12,757
C 22	72,217	C)	101,781
	971,934	C)	836
		D)	36,737
			1,727,703
+.	1,727,703		
Other occupations	359,550		
	3,059,187		
+.			
A 1	2,499,130		
	5,558,317		

The use of machinery vastly prevails among the large farms (79% and 94%—as against 46% among the medium, and 14%-2% among the small) (p. 36★).

The same is the case with machinery for *dairy* farming (N.B.: p. 39★) (31%-3% among the large, 3%-1% among the medium, and 1%-0.02% among the small).

A comparison with 1882:

Steam ploughs:			Mowers		Steam threshers	
	> 20 ha farms		<i>total</i>	> 20 ha		
1882:	836	802	19,634	18,015	75,690	26,337
1895:	1,696	1,602	35,084	27,493	259,364	62,120
	+ 860	+ 800	+15,450	+ 9,478	+183,674	+35,783
1907:	2,995	2,873	301,325	155,526	488,867	86,472
	(+1,299)	(+1,271)				

The *percentage* increase in the number of farms using machines is naturally highest among the *lower* categories: the small magnitudes grow faster in percentages.

(p. 36★ + p. 39★)

	Farms using machines in general per 100 farms	Cases of use of agric. machine per 100 farms	(see p. 2)*		Cases of use of five agricultural machines per 100 farms	
			1907	1882	P. 36★	1895
Under 2 ha	2.03	2.30	3.8	0.50	1.59 +	1.09
2- 5	13.81	15.46	31.2	3.91	11.87 +	7.96
5- 20	45.80	56.04	90.9	20.59	43.86 +	23.27
20-100	78.79	128.46	179.1	59.17	92.01 +	32.84
100 and >	94.16	352.34	271.9	187.07	208.93 +	21.86
Total	16.36	22.36	33.9	8.68	16.59 +	7.91
			5-10 ha	71.1	13.5	32.9
			10-20	122.1	31.2	60.8

(cf. *Deutsche Volkswirtschaft am Schlusse 19. Jahrhunderts*, S. 51)**

Concerning the comparison of the number of farms using various machines in 1882 and 1895, it should be borne in mind that small and medium farms make wide use *only* of threshers, and use very few other machines.

Steam ploughs are being used (being *introduced*) only on the big farms.

Seed drills	are used by	18-57% of big farms	5% of medium farms
Manure spreaders		3-37% " "	0.2% medium
Separators		10-15% " "	4% medium

* See p. 189.—*Ed.*

** *The German National Economy at the end of the 19th Century—Ed.*

Then (*N.B.*) there is only a handful of cases in which farmers use their own *and hired* machinery. Hence, the concentration of machinery should be even greater.

Also note on the concentration of livestock that in 1895 the figures were taken for the *whole* of the Deutsches Reich.

				Horned cattle	
<i>N.B.</i>	<i>Without land</i>	663	agric. enterpr.	They have	6,905
	Under 0.1 are	663	" "	" "	4
	0.1-2 ares	76,223	" "	" "	1,130
	2-5 "	212,331	" "	" "	4,986
	5-20 "	748,653	" "	" "	47,414
	20-50 "	815,047	" "	" "	176,987

On the question of "*latifundia* degeneration" (Bulgakov). Data on farms with 1,000 ha and >:

1895: 572 farms with

802,115 ha cultivated farmland
(2.46% against 2.22% in 1882)

1,159,674 ha total area (2.68% against 2.55% in 1882)
including

798,435 ha farmland proper
3,655 " vegetable gardens
25 " vineyards
298,589 " forests (25.75%)

Waste and unsuitable land—1.72% *minimum* of all categories.

1907: 369 farms with 693,656 ha total area
including 497,973 ha farmland
2,563 " vegetable gardens
0 " vineyards
145,990 " forests

In [] data for 1907.

Livestock kept—in general—by 97.90%; big cattle—97.73%; sheep—86.01%; pigs—90.73%, etc. Number of livestock: horses: 55,591 [42,502]; horned cattle: 148,678 [120,754]; sheep: 703,813 [376,429]; pigs: 53,543 [59,304]; goats: 175 [134].*

The use of agricultural machinery: in general—555. Steam ploughs—81 [120]; sowers—448 [284]; manure spreaders—356; mowers—211 [328]; steam threshers—500 [337]; separators—72 [137] + 140. (Σ of cases of use of machines = 2,000.)

Furthermore, of these (farms with 1,000 ha and >) linked

with sugar refineries	19
distilleries	228
starch factories	16
flour mills	64
breweries	6

$$\Sigma = 330 \quad (33,000 \div 572) = 57.7\%$$

211 grow beetroot (26,127 ha)

302 grow potatoes for distillation and starch-making

21 have dairy trade in town (1,822 cows)

204 take part in dairy co-ops (18,273 cows)

$20,400 \div 572 = 35.6\%$

Of 572—544 are independent landowners by main occupation

(of 544—227 (42%) have no subsidiary employment

317 (58%) have subsidiary employment)

9—main occupation: independent foresters, traders and industrialists.

19—other occupations.

Without leased land—63.29% of these farms

Leased land=12.56% of their total area.

* See present edition, Vol. 5, p. 199.—*Ed.*

Prussia only

1895: number of farms using separators

	Total farms	Number of farms using separators		Σ	1907	
		with manual drive	with mechanical drive		Total farms	Number of farms using separators
No land	—	13	11	21	—	—
Under 0.1 are	262	—	1	1	488	—
0.1-2 "	45,554	7	3	10	69,774	10
2-3 "	146,672	28	12	40	206,958	27
5-20 "	525,466	147	76	223	560,511	128
20-50 "	520,236	326	56	382	515,114	378
50 ares-1 ha	410,944	555	83	638	385,867	1,515
1-2 "	398,979	1,415	141	1,556	362,265	7,606
2-3 "	233,596	1,618	189	1,807	223,325	11,828
3-4 "	163,126	1,747	317	2,064	166,117	14,058
4-5 "	126,058	1,697	433	2,130	131,472	14,991
5-10 "	314,634	6,137	3,111	9,248	349,352	58,347
10-20 "	214,095	6,492	4,565	11,057	233,808	60,777
20-50 "	155,539	7,574	4,575	12,149	147,724	47,349
50-100 "	32,575	2,279	953	3,232	28,252	8,506
100-200 "	8,697	876	306	1,182	8,236	2,330
200-500 "	8,050	798	589	1,387	7,871	2,031
500-1,000 "	3,110	307	445	752	2,670	899
1,000 and > "	533	70	132	202	340	129
Σ	3,308,126	32,086	15,998	48,084	3,400,144	230,909

	Number of draught animals (horses+oxen)			Total draught animals (horses+oxen+cows)		% of cows in total draught animals	
	1882	1895		1882	1895	1882	1895
Under 2 ha	62,912	69,366	+	6,454	501,212	459,337	
2-5 "	308,323	302,310	-	6,013	1,385,769	1,412,015	
5-20 "	1,437,384	1,430,512	-	6,872	2,086,251	2,222,431	+4.5
20-100 "	1,168,544	1,155,438	-	13,406	1,193,319	1,213,350	+2.7
100 and > "	650,450	695,230	+	44,780	650,607	698,129	+0.38
Total	3,627,613	3,652,856	+	25,243	5,817,158	6,005,262	

	Number of farms with draught animals			%	
	1882	1895		1882	1895
Under 2 ha	325,005	306,340	-	18,665	10.61
2-5 "	733,967	725,584	-	8,383	74.79
5-20 "	894,696	925,103	+	30,407	96.56
20-100 "	279,284	275,220	-	4,064	99.21
100 and > "	24,845	24,485	-	360*	99.42
	2,257,797	2,256,732	-		42.79

*) Con: number of farms using steam ploughs

	1882	1895
20-100 ha	92	277+185
100 and > ha	710	1,325+615

	% using cows <i>only</i>		% using cows in <i>general</i> *		% using horses and oxen	
	1882	1895	1882	1895	1882	1895
Under 2 ha	83.74	82.10	-1.64	83.95	14.79	16.05
2-5 "	68.29	69.42	+1.13	74.93	27.05	25.07
5-20 "	18.49	20.30	+1.81	34.75	70.29	65.25
20-100 "	0.25	0.28	+0.03	6.02	96.58	93.98
100 and > "	0.00	0.03	+0.03	1.40	99.75	98.60
	41.61	41.82	+0.21	50.48	51.82	49.52
			+2.30			-2.30

* I.e., using cows as well as horses and oxen.—*Ed.*

These data on the use of draught animals show the *greatest* worsening of farming conditions, and a *worsening of the quality of draught animals on the middle-peasant farms.*

Of the 5-20 ha farms, draught animals are incomparably worse in the 5-10 ha group

	Total farms	With draught animals	Including those using cows only cow	% of total farms with draught animals
5-10)	605,814	548,378	+172,094	=31.3% (!)
10-20)	392,990	376,725	+ 15,704	= 4.2%
				20.30%
		%		
		90.5	253,683	=46.3% (!)
		95.8	7,748	=17.9%
				(rather 18.0%)

It is the 5-10 ha group that grew most from 1882 to 1895:

	% of farms	% of all area		% of farmland	
	1882	1882	1895	1882	1895
5-10 ha	10.50	11.90	12.37	12.26	13.02
10-20 "	7.06	16.70	16.59	16.48	16.86
			+0.47		+0.76
			-0.11		+0.40

< 2 ha
 2-5
 5-20
 20-100
 100 and >
 Σ

	0.16	0.02
	1.18	0.18
	2.77	1.26
	5.41	2.94
	10.43	7.17
	1.43	0.45
	1895	1907
Σ cases of use of 5 machines =	5-10) 199,172	464,197
	10-20) 238,760	504,152
	437,932	

Σ cases of use of 5 machines =

[See data on Prussia (separators) above, special*]

* Note. "Farms using cultivators and separators could not be ascertained with adequate reliability; cf. the introductory text." [N.B. exaggerated for the most part; p. 39★ contains a review of reports for the states on the reasons (and nature) of mistakes in the information on separators. The review suggests that for the *most part* these data on the number of separators are *exaggerated*; these machines were frequently confused with others. Ergo, they could after all be used for a comparison with 1907 with reservations.] The text (p. 38★) says, on the other hand, that the data on these machines are for the most part *wrong*, with the exception of Prussia (ibidem). *Still* (p. 39★) the percentage (of the number of farms) has been calculated!

* See p. 198.—Ed.

P. 60//1898:	Tobacco-planters	Their approx. tobacco area ha	ha (maximum)
I Under 1 are	61,040	} 88,000	600
II 1-10 ares	27,132		2,700
III 10 ares-1 ha	49,420	} 51,000	3,300
IV > 1 ha	1,579		
	139,171	139,000	17,652 ha

88,000 (63%) — not > 3.3 thousand ha (20%)

N.B.:

51,000 (37%) — about 15 thousand ha (80%)

139,000

[N.B. fiscal statistics!]

In view of the extremely rough classification into groups (4 groups only!) it is impossible to make *any*, even approximate, distribution *between* groups III and IV.

It is clear only that 88,000 planters (about 63%) have no more than c. 3,000 ha (not > 3,300 = 20%).

Meanwhile, 51,000 planters (c. 37%) have about 15,000 ha (c. 80%).

Number of farms linked with the following industrial enterprises

1895:

	<2 ha	2-5 ha	5-10 ha	10-20 ha	20-100 ha	100 ha and >	Σ
(1) Sugar refineries	154	34	(21)	52	34	76	350
(2) Distilleries	689	388	(465)	1,041	1,042	2,762	5,922
(3) Starch factories	33	29	(28)	45	58	274	439
(4) Flour mills	8,847	11,372	(11,754)	20,867	5,316	696	47,098
(5) Breweries	1,641	1,719	(1,905)	3,874	1,823	198	9,255
Total	11,364 %	13,542 %	25,875 %	8,273 %	4,006 %	63,064 %	
Total number of farms	0.35	1.33	2.59	2.97	1.14		
Total number of farms	3,236,367	1,016,318	998,804	281,767	25,061	5,558,317	
Number of farms linked with the same <i>five</i> types of industrial enterprises in 1907	10,660	20,884	33,514	8,464	5,588	79,110	

cf. Bulgakov II, 116 distorted

“And one should not imagine that they (agricultural industries) are linked mainly with the big farms” (Bulgakov II, 116). Caught out!

!! "The bulk (of the beetroot and potatoes) was raised on the small farms" (ibidem)!!
 !! Here are the data on the farms growing beetroot:

	farms	% of total farms	beetroot ha*)	%	Area under beetroot in 1907 ha	Number of farms raising potatoes for distillation and starch-making	% of total farms
Under 2 ha	10,781	0.33	3,781	1.0	9,730	565	0.01
2-5 "	21,413	2.10	12,693	3.2	18,858	947	0.09
5-20 "	47,145	4.72	48,213	12.1	77,582	3,023	0.30
20-100 "	26,643	9.45	97,782	24.7	125,961	4,293	1.52
100 and > "	7,262	28.98	233,820	59.0	281,691	5,195	20.72
Σ=	113,244	2.03	396,289	100	513,822	14,023	0.25

There are no figures for the area under potatoes. The figures on the farms totally refute Bulgakov

*) { 5-10 ha — 18,752 }
 { 10-20 " — 29,461 }

On the question of the role of small and large farms in dairy farming [Bulgakov II. 117 has distorted this question as well] the data are:

Total number of farms	% of them with horned cattle	Farms with dairy trade or milk products in towns			Farms participating in butter co-ops and amalgamated dairies				
		Number of farms	%	Number of cows of them	Cows per farm	Number of farms	%	Number of cows	Cows per farm
< 2 ha	28.59	8,998	0.3	25,028	2.8	10,300	0.3	18,556	1.8
2- 5	92.41	11,049	1.1	30,275	2.7	31,819	3.1	73,156	2.3
5- 20	97.65	15,344	1.5	70,916	4.6	53,597	5.4	211,236	3.9
20-100	98.60	5,676	2.0	58,439	10.3	43,561	15.4	418,563	9.6
100 and >	97.72	863	3.4	31,213	36.1	8,805	35.1	361,435	41.0
	56.52	41,930	0.8	215,871	5.1	148,082	2.7	1,082,946	7.3
Under 2 ha	58.23	21.46	%	11.59	%	6.95	%	1.71	%
2- 5	18.28	26.35		14.03		21.49		6.76	
5- 20	17.97	36.59		32.85		36.19		19.51	
20-100	5.07	13.54		27.07		29.72		38.65	
100 and >	0.45	2.06		14.46		5.95		33.37	
	100	100		100		100		100	

} 72.02%

Consequently, the concentration of dairy farming is *enormous*, with *large capitalist farms* producing the *bulk* of the marketed dairy products.

Of course, the concentration of *dairy* farming does not at all have to coincide with the concentration of *cropping*. That is why classification by *area* is not enough. There is also concentration *within* each group by size of farmland:

	Dairy farms under 2 ha			Dairy farms with 2-5 ha			Dairy farms with 5-20 ha			5-10 ha		
	farms	cows	per farm	farms	cows	per farm	farms	cows	per farm	farms	cows	per farm
With 1 cow	4,024	4,024	1	1,862	1,862	1	756	756	1	551	551	1
” 2 cows	2,924	5,848	2	4,497	8,994	2	2,687	5,374	2	1,946	3,892	2
” 3 and >	2,050	15,156	7.4	4,690	19,419	4.3	11,901	64,786	5.4	6,103	29,213	4.9
	8,998	25,028	2.8	11,049	30,275	2.7	15,344	70,916	4.6	8,600	33,656	

Unfortunately, only *three* groups are given. Let us also note that the group of under-2-ha dairy farms include farms *without any farmland at all*. These number 471,

and they have 5,344 cows (i.e., 11.3 cows per farm!); of these farms only 6 have one cow each and only 17, two; consequently, the other 448 have 5,304 cows, i.e., 11.8 cows per farm. Clearly, the concentration of dairy farming is *much* greater than the data for area indicate, and special *dairy farmers* are emerging within dairy farming.

More examples: among the same peasants with dairies, etc., in towns, we find the following proportions in the *under-2-ha group*:

from 2 to 5 ares . . . 158 farms (38 with 1 cow, 23 with 2 cows)—1,287 cows (8.1 cows per farm), minus the farms with 1-2 cows, we have 97 farms with 3 and > cows, and a total of 1,203 cows (12.4 per farm).

[Similarly among the farms taking part in dairy co-ops, we find in the under-2-ha group 56 farms with 466 cows (8.3 per farm) *without land*, and also 52 farms with 574 cows (11.0 per farm) on 2 to 5 ares.] In general, if we divide the under-2-ha group of farms into two subgroups: those with under 50 ares, and those with from 50 ares to 2 ha, we find that the *first* subgroup has many more cows per farm than the second; a clear indication that *dairy and livestock farming is specialising away from cropping*.

Farms under 2 ha with milk sales in towns:

	Including			Their cows	Per farm	Total cows	Farms under 2 ha participating in dairy co-ops		
	with 1 cow	with 2 cows	hence with 3 and >				farms	cows	per farm
0-50 ares	1,944	372	850	9,789	11.5	11,255	869	3,514	4
50 ares-2 ha	7,054	2,552	1,200	5,367	4.5	13,773	9,431	15,042	1
	8,998	2,924	2,050	15,156	7.4	25,028	10,300	18,556	1.8

Furthermore, as regards the maximum scale of dairy farming concentration in Germany, the subdivisions of the *highest* groups are also of interest. In the category of farms selling milk in towns, we have

500-1,000 ha: 73 farms with 4,888 cows. Average: 66 cows
 1,000 ha and >: 21 " " 1,822 " Average: 87 cows

In the category of farms participating in dairy co-ops:

500-1,000 ha: 1,573 farms with 97,403 cows. Average: 62 cows.
 1,000 and > ha: 204 " " 18,273 " " 89 cows.

500 and > ha: 1,777 " " 115,676 "
 200-500 ha: 3,708 " " 158,702 "

200 and > ha: 5,485 " " 274,378 " Average: about 50 cows.

Quantity of cattle auf je 100 ha landwirtschaftliche benutzter Fläche*:			
		(horned cattle)	pigs
Germany	1882	—48.49	—26.46
	1895	—52.44	—41.71
Great Britain	1885	—50.37	—18.20
Denmark	1893	—59.81	—29.24
Holland	1895	—74.02	—31.76
Belgium	1880	—69.71	—32.59
See statistics for 1895, text, pp. 60★-65★			

Cattle by categories:

	horned cattle			pigs		
	1882	1895		1882	1895	
Under 2 ha	10.5	8.3	—2.2	24.7	25.6	+0.9
2- 5 "	16.9	16.4	—0.5	17.6	17.2	—0.4
5- 20 "	35.7	36.5	+0.8	31.4	31.1	—0.3
20-100 "	27.0	27.3	+0.3	20.6	19.6	—1.0
100 and > "	9.9	11.5	+1.6	5.7	6.5	+0.8
	<u>100</u>	<u>100</u>		<u>100</u>	<u>100</u>	

But the tremendous decline in commercial *sheep-breeding* (from 1882 to 1895, the number of sheep fell by 8½ million (21.1-12.6), with 7 million of this loss on the >20 ha farms!) makes the position of the large farms less favourable in respect of the total quantity of livestock:

Total cattle (value):			
	1882	1895	
Under 2 ha	9.3	9.4	+0.1
2- 5 "	13.1	13.5	+0.4
5- 20 "	33.3	34.2	+0.9
20-100 "	29.5	28.8	—0.7
100 and > "	14.8	14.1	—0.7
	<u>100</u>	<u>100</u>	

Germany 1907 (<i>with-</i> <i>out 0-2 ha</i>) per farm = 12.8 ha
2,357,573 farms with 30,103,563 ha of farmland.
Of them
1,006,277 2- 5 ha
652,798 5-10 ha

* Per 100 ha of cultivated farmland.—Ed.

Needless to say, the *proportion* of the big farms here has been understated, for the value of the livestock has been assumed to be the same everywhere, whereas livestock on the big farms is, of course, better, and fetches a higher price, so that the *ratio* between the groups could also be brought out incorrectly (improvement of livestock on the big farms).

But the total number of livestock did, of course, increase *less* than on the small.

The big farms lost *most* from the great decline in commercial sheep-breeding, and the *more considerable* (as compared with the small farms) increase in their raising of *horned cattle* and *pigs only made up* some, but not all of their loss.

The following ratio for converting livestock into big cattle is given on p. 54 of the book, *Die deutsche Volkswirtschaft am Schlusse des 19. Jahrhunderts**:

“1 cow = 10 pigs = 10 sheep.”

If we add that 1 cow = 10 goats, we find:

	1895	1882
1895. horses	3,367,298	3,114,420
horned cattle	17,053,642	15,454,372
sheep ($\frac{1}{10}$)	1,259,287	2,111,696
pigs ($\frac{1}{4}$)	3,390,660	2,107,814
goats ($\frac{1}{10}$)	310,525	245,253
	=====	=====
	25,381,412	23,033,555
	— 23,033,555	
	=====	
	2,347,857	

* *The German National Economy at the End of the 19th Century.*—Ed.

	farms	
With 1 cow	6,718—	6,718 cows
” 2 ”	10,338—	20,676 ”
	17,056—	27,394
With 3 and > cows,	24,874—	188,477 ÷ 24,874 = 7
Total	41,930—	215,871 ⁸⁸

N.B. P. 69* says that in America “*nicht* mitgezählt (from among the agricultural enterprises) sind dabei alle landwirtschaftlichen Betriebe unter 3 Acres (= 1.20 ha), sofern sie nicht im Censusjahr wenigstens einen Brutto-Ertrag im Wert von \$500 geliefert haben, was nur bei einigen wenigen in der Nähe von Großstädten gelegenen Gärtnereibetrieben u.d.gl. zutrifft”,* which is why, allegedly, no comparison with Germany is *possible*.

* “At the same time no account was taken of any under-3-acre farms, which in the census year failed to yield a gross income of at least \$500, this generally being the case only with some few vegetable and similar other farms situated in the vicinity of big towns.”—*Ed.*

Statistics of occupations of Germany's agricultural population in 1882 and 1895
(Gainfully employed population)

N.B. Agriculture proper [A 1] (thousand)

		Persons for whom agriculture is the <i>main</i> occupation:		Persons for whom agriculture is either the <i>main</i> occupation or a side line:	
		1882	1895	1882	1895
A	Independents (owners leaseholders)	2,253	2,522	A) 4,372	4,682
C 1	(members of their families)	1,935	1,899	C 1) 2,500*	2,960**)
	I	4,188	4,421	6,971	7,642
	II		+233		+671
C 3	(agricultural labourers with own or leased land)	866	383	C 3) 876	443
	A + C1 + C3 =	5,054	4,804	7,847	8,085
B	(employees)	47	77	B) 48	78
			+30		+30
C 2	(farm-hands, men and women)	1,589	1,719	C 2) 1,872	1,942
			+130		+70
			-55.8%		-433
			+63.8%		+238

C 4 (agricultural labourers without land)	1,374	1,445	+ 71	C 4) 1,441	1,518	+ 77
	<u>3,010</u>	<u>3,241</u>	<u>+231</u>	<u>3,361</u>	<u>3,538</u>	<u>+177</u>
III	8,064	8,045	-19	11,208	11,623	+415
Total			-0.2%			
Same data <i>only</i> for subsidiary employment						
				1882	1895	
I	51.9	54.9	+3.0	A) 2,120	2,160	+40
II	10.8	62.7	59.7	C 1) 664	1,061	+397+59.8%
		4.8	-6.0	2,784	3,221	+437
III	37.3	40.3	+3.0	C 3) 9	60	+51
	<u>100.0</u>	<u>100.0</u>		B) 1	1	±0
				C 2) 283	223	-60
				C 4) 67	73	+6
				<u>351</u>	<u>297</u>	<u>-54</u>
				3,144	3,578	+434

*) Of them 21.7% for whom agriculture is subsidiary employment
 **) " " 35.8% " " " " " "

In studying the changes in occupations, the following must be adopted as a basis:

1) agriculture *proper*: A1, and not A1-6 (Mr. Bulgakov, II, 133, takes precisely these A1-6, thereby obtaining a + number of gainfully employed population, i.e., adds to agriculture *truck gardening, forestry and fishery*, which is clearly wrong)

2) main occupation, i.e., persons for whom agriculture is the *main* occupation. Data on subsidiary employment are highly indefinite in the sense that they fail to show the importance of the subsidiary employment, etc.

Conclusions:

1. Bulgakov is quite wrong in saying that there is an *increase* in the quantity of agricultural labour. In the main occupation it has *decreased*. We cannot judge how far this is offset by an increase of agricultural labour in subsidiary employment.

2. Changes in the distribution of occupations (main occupation) show:

- a) a growth of expropriation: the total number of land-holders (owners, leaseholders and labourers) had *dropped* by 250,000. The number of owners has increased by 233,000, and the number of labourers with land has *decreased* by 483,000. Consequently, it was the *poorest* section of the farmers that was expropriated.

The number of labourers used the capitalist way *increased* by 231,000 (+7.7%, i.e., a greater increase than that in the number of owners, which was 5.6%).

Consequently, agriculture developed precisely and specifically the *capitalist* way.

[Let us note that it is quite wrong to include working members of farmer families (C 1) among hired *labourers*—as statistics, and Mr. Bulgakov, II, 133 along with it, do. C 1—co-owners, and C 2-C 4—hired labourers. Therefore, when determining the *capitalist* application of labour, C 1 should be added to A.]

As for C 3, it is, of course, an intermediate category: on the one hand, they are hired labourers, and on the other, holders. And it is this intermediate category that has been *eroded* most in 13 years.

Written in June-September 1901,
with additions in 1910

First published in 1938
in *Lenin Miscellany XXXI*

Printed from the original

**ANALYSIS OF DATA FROM THE BOOK,
AGRICULTURAL STATISTICS OF FRANCE.
GENERAL RESULTS
OF THE 1892 DECENNIAL INQUIRY⁸⁹**

Part I

Pp.

80. Wheat crops (Nord—most of all)
 87. Oat crops (*idem*)
 90. *Reduction* in the area under cereals 1862-1882-1892
 100. *Growth* of gross output of cereals 1834-1865-1885-1895
 105. Especially great *growth* in 1882-1892 (!)
 106. Reason: fertilisers, etc.
 108. Wheat crops from 1815 to 1895 {Hertz, p. 50}
 113. Wheat production (total) from 1831 to 1891 (++)
 and 114 especially averages for decades
 115. Growth in consumption of wheat per head (and for *industrial* purposes *N.B.*)
 137. Reduction in the raising of beans, etc.
 143. Increase in the raising of *potatoes* et al., and higher yields (p. 144)
 158. Growth in the production of *feed* in 1862-1882-1892

	1862	<u>1882</u>	1892	
artificial meadows	2.8	3.1	3.0	mill. ha
natural meadows	5.0	5.9	6.2	" "

161. *N.B.* percentage growth of *meadows* from 1862 (*N.B.*)
 163. Sugar plants *prevail* among the industrial crops (52.14%)
 164. —Nord leading.

- 180. Sugar-beet: especially *Nord*
- 183. Growth in sugar production from 1887 to 1897.
- 198. Vegetable gardens mostly near big towns (N.B.).
- 203. Vegetable gardens decline from 1882.
- 206. Fallow declines.
- 242. Comparison with 1840 of all types of crops.
- 257. *Nord* is especially rich in livestock.
- 340. Consumption of *meat*.

	Wheat hl per 100 ha total farm- land	output hl	hl per ha
1. Nord	594	3,144,749	25.5
2. Pas-de-Calais	505	3,205,744	20.2
3. Somme	469	2,778,499	21.2
4. Ardennes	297	1,498,899	21.4
5. Oise.	436	2,455,795	22.8
6. Aisne	482	3,412,329	23.9
7. Seine-et-Oise	409	2,167,158	23.9
8. Seine	381	103,379	26.8
9. Eure-et-Loire	455	2,579,191	21.5
10. Seine-et-Marne . . .	453	2,570,100	22.5
		24	

~~~~~

|                       |                                                    |      |
|-----------------------|----------------------------------------------------|------|
| Average for<br>France | 230 $\Sigma=117,499,297$<br>in the whole of France | 16.4 |
|-----------------------|----------------------------------------------------|------|

*France. 1892: (Pp. 356-59)*

|              | % of<br>farms | Average<br>size<br>of farms | Area<br>cultivated | not<br>culti-<br>vated | total   |
|--------------|---------------|-----------------------------|--------------------|------------------------|---------|
| Under 1 ha   | 39.19         | 0.59                        | 2.88               | 1.35                   | 2.67    |
| 1-10 "       | 45.90         | 4.28                        | 24.07              | 13.83                  | 22.80   |
| 10-40 "      | 12.48         | 20.13                       | 30.00              | 21.96                  | 28.98   |
| 40 and > "   | 2.43          | 162.21                      | 43.05              | 62.86                  | 45.55   |
|              | } 14.91       | } 73.05                     |                    |                        | } 74.53 |
| $\Sigma=100$ |               | 100                         | 100                | 100                    |         |

## Distribution of Cultivated Area

|              | Ploughland | Mead-<br>ows | Vineyards | Vegetables<br>gardens | Woods<br>and<br>forests |
|--------------|------------|--------------|-----------|-----------------------|-------------------------|
| Under 1 ha   | 2.78       | 3.20         | 7.56      | 16.26                 | 1.18                    |
| 1-10 "       | 25.71      | 29.27        | 35.42     | 34.48                 | 11.96                   |
| 10-40 "      | 32.33      | 36.43        | 25.98     | 25.99                 | 18.94                   |
| 40 and > "   | 39.18      | 31.10        | 31.04     | 23.27                 | 67.92                   |
|              | 71.51      |              | 57.02     | 49.26                 |                         |
| $\Sigma=100$ |            | 100          | 100       | 100                   | 100                     |

*Number of farms* (part 2, pp. 221-25)

|      | Under 1   | 1-10      | 10-40   | 40 and > |
|------|-----------|-----------|---------|----------|
| 1862 | ?         | 2,435,401 | 636,309 | 154,167  |
| 1882 | 2,167,667 | 2,635,030 | 727,222 | 142,088  |
| 1892 | 2,235,405 | 2,617,558 | 711,118 | 138,671  |

***Agricultural Machinery*** (part 2, pp. 256-59)

| Steam<br>machines<br>and<br>traction<br>engines | Ploughs*) | Horse-<br>drawn<br>hoes | Thres-<br>hers | Seeders | Mowers | Har-<br>vesters | Tedders | Total  |           |
|-------------------------------------------------|-----------|-------------------------|----------------|---------|--------|-----------------|---------|--------|-----------|
|                                                 |           |                         |                |         |        |                 |         |        |           |
| 1862                                            | 2,849     | 3,206,421               | 25,846         | 100,733 | 10,853 | 9,442           | 8,907   | 5,649  | 3,867,851 |
| 1882                                            | 9,288     | 3,267,187               | 195,410        | 211,045 | 29,391 | 19,147          | 16,025  | 27,364 | 3,765,569 |
| 1892                                            | 12,037    | 3,669,212               | 251,798        | 234,380 | 52,375 | 38,753          | 23,432  | 51,451 | 4,321,401 |

Souchon (p. 94) should not be too happy about the number of machines having shown a moderate growth. If ploughs are not included in the "machines", the growth turns out to be rather strong. (p. 195).

| Growth of production | (part 2, p. 201)         |                          | (p. 195)      |                                   |                      |
|----------------------|--------------------------|--------------------------|---------------|-----------------------------------|----------------------|
|                      | <i>Cheese</i><br>2000 kg | <i>Butter</i><br>2000 kg | Milch<br>cows | Quantity<br>of milk<br>per<br>cow | Total<br>mill.<br>hl |
| 1882                 | 114,696                  | 74,851                   | 5,019,670     | 15                                | 68.206               |
| 1892                 | 136,654                  | 132,023                  | 5,407,126     | 16                                | 77.013               |

\*) double and  
multi-share

1862—?  
1882—157,719  
1892—198,506

## Vineyards

Part II, p. 89: from 1882, the number of ha has declined, but the number of hl of wine per ha increased from 15.<sup>28</sup> to 16.<sup>12</sup>

Beet (sugar) (part 2, p. 63)

|      | ha      | quintals per ha |
|------|---------|-----------------|
| 1862 | 136,492 | 324             |
| 1882 | 240,465 | 368             |
| 1892 | 271,258 | 267             |

*Number* of farms: (part 1, 363)

|      | > 40 ha | 40-100 ha | %    | 100 ha and > | %    |
|------|---------|-----------|------|--------------|------|
| 1882 | 142,000 | 113,000   | 1.98 | 29,000       | 0.52 |
| 1892 | 139,000 | 106,000   | 1.84 | 33,000       | 0.58 |
|      | -3,000  | -7,000    |      | +4,000       |      |

%

|                  |      |           |                   |
|------------------|------|-----------|-------------------|
| Increase: < 1 ha | 1882 | 2,168,000 | 38. <sup>22</sup> |
|                  | 1892 | 2,235,000 | 39. <sup>21</sup> |

%

|             |      |         |                   |
|-------------|------|---------|-------------------|
| and 5-10 ha | 1882 | 769,000 | 13. <sup>56</sup> |
|             | 1892 | 788,000 | 13. <sup>82</sup> |

by % area under potatoes  
10 and > %

---

|                |                      |
|----------------|----------------------|
| Basses-Alpes   | Loire                |
| Rhône          | Vosges               |
| Puy-de-Dôme    | Pyrénées-Orientales  |
| Sarthe         | Haute-Rhin (Belfort) |
| Haute Vienne   | Seine                |
| Saône-et-Loire | Ariège               |
| Dordogne       | Ardèche              |
| Correze        |                      |

| by % of vineyards<br>5% and > | Indre-et-Loire<br>Gard | } Over 10% |
|-------------------------------|------------------------|------------|
| Vaucluse                      | Lot-et-Garonne         |            |
| Lot                           | Rhône                  |            |
| Maine-et-Loire                | Pyrénées-Orientales    |            |
| Loire-et-Cher                 | Gironde                |            |
| Tarn-et-Garonne               | Gers                   |            |
| Puy-de-Dôme                   | Aude                   |            |
| Var                           | Hérault                |            |
| Haute-Garonne                 |                        |            |
|                               | 17                     |            |

% of area under cereals p. 65

area (without %!) under industrial crops: p. 164

vegetable gardens p. 199 without %

*vineyards* p. 211, % given

All (?) (not all) crops by %: p. 238.

potato % given p. 139.

#### Area under vineyards in France (Bulgakov, II, 193)

|            | of total,<br>farmland | Total area<br>(ha) | This is area<br>under vine-<br>yards<br>c. |
|------------|-----------------------|--------------------|--------------------------------------------|
| Under 1 ha | 11%                   | 1,327,253          | 145,000 ha                                 |
| 1-10 "     | 6%                    | 5,489,200          | 675,000 ha                                 |
| 10-40 "    | 2.7%                  | 14,313,417         | 386,000 ha                                 |
| 40 and > " | 3%                    | 22,493,393         | 675,000 ha                                 |
| Average    | 4.5%                  | 49,378,763         | 1,881,000 ha                               |

according to Note 4 on p. 184  
vineyards total 1,800,000 ha

Departments with the most developed beetroot production: (p. 180)

|                | ha<br>under<br>beetroot | Area un-<br>der farms<br>40 ha<br>and > | Total area<br>under all<br>farms ha | Under<br>potatoes<br>ha | p. 139<br>% of plough-<br>land |
|----------------|-------------------------|-----------------------------------------|-------------------------------------|-------------------------|--------------------------------|
| 1. Nord        | 47,903                  | 167,836                                 | 511,166                             | 1/3 19,714              | 5.3                            |
| Aisne          | 61,429                  | 392,007                                 | 674,860                             | >1/2 13,286             | 2.6                            |
| Pas-de-Calais  | 37,325                  | 250,733                                 | 629,350                             | <1/2 24,279             | 4.6                            |
| Somme          | 35,096                  | 253,496                                 | 591,250                             | <1/2 15,374             | 3.1                            |
| 4. Oise        | 24,828                  | 296,201                                 | 529,933                             | >1/2 7,601              | 1.9                            |
| Seine-et-Marne | 16,278                  | 339,419                                 | 547,800                             | >1/2 10,001             | 2.4                            |
| Seine-et-Oise  | 9,992                   | 287,377                                 | 501,302                             | >1/2 16,802             | 4.4                            |
| 8. Ardennes    | 5,212                   | 271,518                                 | 485,290                             | >1/2 17,149             | 6.0                            |
|                | $\Sigma=238,063$        | 2,258,587                               | 4,471,001                           | >1/2 124,206            |                                |

Of total ha  
271,258

> 1/2 with average for France  
45.55%

(of 1,474,144)

|                                   |
|-----------------------------------|
| average<br>for<br>France<br>5.72% |
|-----------------------------------|

(products on  
them—64 mill.  
quintals out  
of 72)

1892= 271,000 ha

1882=240,000 ”

1862= 136,000 ”

1840= 58,000 ”

Written in 1901

First printed in the  
Fourth Russian edition  
of the *Collected Works*

Printed from the original

**SUMMARISED DATA ON FARM IN GERMANY,  
FRANCE, BELGIUM, BRITAIN, U.S.A. AND DENMARK  
FROM THE CENSUSES OF THE 1880s AND 1890s<sup>90</sup>**

|         | Farm area   | Number of farms 1882 | %     | Number of farms 1895 | %     | Area under farms 1882 | %     | Area under farms 1895 | %     |
|---------|-------------|----------------------|-------|----------------------|-------|-----------------------|-------|-----------------------|-------|
| Germany | Under 2 ha  | 3,068,831            | 58.03 | 3,236,367            | 58.23 | 1,825,938             | 5.73  | 1,808,444             | 5.56  |
|         | 2- 5        | 981,407              | 18.60 | 1,016,318            | 18.28 | 3,190,203             | 10.01 | 3,285,984             | 10.11 |
|         | 5- 20       | 926,605              | 17.56 | 998,804              | 17.97 | 9,158,398             | 28.74 | 9,721,875             | 29.90 |
|         | 20-100      | 281,510              | 5.34  | 281,767              | 5.07  | 9,908,170             | 31.09 | 9,869,837             | 30.35 |
|         | > 100 ha    | 24,991               | 0.47  | 25,061               | 0.45  | 7,786,263             | 24.43 | 7,831,801             | 24.08 |
|         | Total:      | 5,276,344            | 100   | 5,558,317            | 100   | 31,868,972            | 100   | 32,517,941            | 100   |
| France  |             | 1882                 |       | 1892                 |       | 1882                  |       | 1892                  |       |
|         | Under 1 ha  | 2,167,667            | 38.22 | 2,235,405            | 39.21 | 1,083,833             | 2.19  | 1,327,253             | 2.68  |
|         | 2- 5        | 1,865,878            | 32.90 | 1,829,259            | 32.08 | 5,597,634             | 11.29 | 5,489,200             | 11.12 |
|         | 5- 10       | 769,152              | 13.56 | 788,299              | 13.82 | 5,768,640             | 11.63 | 5,755,500             | 11.65 |
|         | 10-40       | 727,222              | 12.81 | 711,118              | 12.47 | 14,846,650            | 29.93 | 14,313,417            | 28.99 |
|         | > 40 ha     | 142,088              | 2.51  | 138,671              | 2.42  | 22,296,105            | 44.96 | 22,493,393            | 45.56 |
|         | Total:      | 5,672,007            | 100   | 5,702,752            | 100   | 49,591,862            | 100   | 49,378,763            | 100   |
| Belgium |             | 1880                 |       | 1895                 |       |                       |       |                       |       |
|         | Under 2 ha  | 709,566              | 78.0  | 634,353              |       |                       |       |                       |       |
|         | 2- 5        | 109,871              | 12.1  |                      |       |                       |       |                       |       |
|         | 5-20        | 74,373               | 8.2   |                      |       |                       |       |                       |       |
|         | 20-50       | 12,186               | 1.3   |                      |       |                       |       |                       |       |
|         | 50 ha and > | 3,403                | 0.4   | 3,584                |       |                       |       |                       |       |
|         | Total:      | 909,399              | 100   | 829,625              |       |                       |       |                       |       |



|                                        | 1895          |           | 1895      |                                                                                                              | 1895       |             |
|----------------------------------------|---------------|-----------|-----------|--------------------------------------------------------------------------------------------------------------|------------|-------------|
| Britain                                | 1-5 acres     | 117,968   | 22.7      |                                                                                                              | 366,792    | 1.43        |
|                                        | 5- 20         | 149,818   | 28.8      |                                                                                                              | 1,667,647  | 5.42        |
|                                        | 20- 50        | 85,663    | 16.5      |                                                                                                              | 2,864,975  | 8.79        |
|                                        | 50-100        | 66,625    | 12.8      |                                                                                                              | 4,885,203  | 15.00       |
|                                        | 100-300       | 81,245    | 15.6      |                                                                                                              | 13,875,914 | 42.59       |
| 300- 500                               | 13,568        | 2.6       |           | 5,113,945                                                                                                    | 15.70      |             |
| 500-1,000                              | 4,616         | 0.9       |           | 3,001,184                                                                                                    | 9.21       |             |
| 1,000 and >                            | 603           | 0.1       |           | 801,852                                                                                                      | 2.46       |             |
|                                        |               | 520,406   | 100       |                                                                                                              | 32,577,513 | 100         |
|                                        | 1880          |           |           | 1880                                                                                                         |            |             |
| America                                |               | 1880      |           |                                                                                                              |            |             |
|                                        | Under 10 acre | 139,241   |           |                                                                                                              |            |             |
|                                        | 10- 20        | 254,749   | 150,194   |                                                                                                              |            |             |
|                                        | 20- 50        | 781,574   | 265,550   |                                                                                                              |            |             |
|                                        | 50- 100       | 1,032,810 | 902,777   |                                                                                                              |            |             |
|                                        | 100- 500      | 1,695,983 | 1,421,485 |                                                                                                              |            |             |
|                                        | 500-1,000     | 75,972    | 2,008,694 |                                                                                                              |            |             |
| > 1,000                                | 28,578        | 34,395    |           |                                                                                                              |            |             |
|                                        | 4,008,907     | 31,546    |           |                                                                                                              |            |             |
|                                        |               | 4,564,641 |           | 536,081,835                                                                                                  |            | 623,218,619 |
| Denmark<br>623 (G. Bang)<br>NZ, XIX, 2 |               | 1885      |           |                                                                                                              | 1895       |             |
|                                        | Under 2.5 ha  | 117,816   | 125,602   |                                                                                                              |            |             |
|                                        | 2.5- 10       | 67,773    | 66,591    |                                                                                                              | 6,349      |             |
|                                        | 10- 40        | 43,740    | 44,557    |                                                                                                              | 34,402     |             |
| 40-120                                 | 27,938        | 27,301    |           | 98,107                                                                                                       |            |             |
| Over 120 ha                            | 1,953         | 2,031     |           | 169,195                                                                                                      |            |             |
|                                        | 259,220       | 266,082   |           | Hartkorn *<br>Tønede<br>Hartkorn<br>Tønede<br>Hartkorn<br>Tønede<br>Hartkorn<br>Tønede<br>Hartkorn<br>Tønede | 56,822     |             |
|                                        |               | 364,852   |           | 364,852                                                                                                      |            | 364,575     |

Written in June-September 1901  
First printed in the Fourth Russian edition  
of the *Collected Works*

Printed from the original

\* Hartkorn—unit of area for the purposes of land-tax assessment by crop. Tønede—ton.—Ed.

---



---

**FROM THE DUTCH**

*From the Dutch Agricultural Inquiry of 1890. {Thiels  
Grohmann's}*

Insurance of dead and livestock of labourers

Of them

| Number of<br>typical com-<br>munities |                                     | Total number<br>of insured | Owners | Lease-<br>holders | Both<br>simulta-<br>neously |
|---------------------------------------|-------------------------------------|----------------------------|--------|-------------------|-----------------------------|
| 30                                    | Labourers                           | 4,551                      | 1,693  | 2,055             | 803                         |
| 44                                    | Small peas-<br>ants and<br>peasants | 4,319                      | 1,700  | 1,363             | 1,256                       |
| 44                                    | Big peasants                        | 2,671                      | 972    | 1,013             | 686                         |
|                                       |                                     |                            |        |                   |                             |
| 30                                    | Labourers                           | 4,551                      | 1,693  | 2,055             | 803                         |
| 45                                    | Small peas-<br>ants and<br>peasants | 4,149                      | 1,553  | 1,331             | 1,265                       |
| 45                                    | Big peasants                        | 2,670                      | 1,022  | 955               | 693                         |

---

\* Thiel's *Agricultural Yearbook*, Vol. 22 (1893).—*Ed.*

## AGRICULTURAL INQUIRY OF 1890<sup>91</sup>

*Landwirtschaftliche Jahrbücher*. B. 22 (1893).\*  
Article

and peasants by categories and percentages

| Of the total number of insured<br>those insured by items and percentages |         |                           |       |                |       |                      |       |                          |      |
|--------------------------------------------------------------------------|---------|---------------------------|-------|----------------|-------|----------------------|-------|--------------------------|------|
| Dwell-<br>ings                                                           | %       | House-<br>hold<br>effects | %     | Live-<br>stock | %     | Crops                | %     |                          |      |
| 2,020                                                                    | 44.4    | 1,524                     | 33.5  | 730            | 16    | 720                  | 15.8  |                          |      |
| 3,084                                                                    | 71.6    | 2,263                     | 52.4  | 1,712          | 39.7  | 1,787                | 41.4  |                          |      |
| 2,059                                                                    | 77      | 1,827                     | 68.4  | 1,472          | 55.1  | 1,631                | 61.0  |                          |      |
| Head of insured livestock by categories<br>and percentages               |         |                           |       |                |       |                      |       |                          |      |
| Milch<br>cows                                                            | %       | Young<br>stock            | %     | Sheep          | %     | Fat<br>tened<br>pigs | %     | He- and<br>she-<br>goats | %    |
| 4,062                                                                    | 89.3    | 1,416                     | 31.1  | 4,041          | 88.8  | 6,028                | 132.5 | 3,089                    | 68   |
| 17,470                                                                   | 421.0   | 11,129                    | 268.3 | 11,441         | 275.8 | 12,414               | 299.2 | 802                      | 19.3 |
| 28,166                                                                   | 1,050.5 | 22,513                    | 843.2 | 21,667         | 811.5 | 13,562               | 507.9 | 349                      | 13   |

Continued:

| Horses          |     |                       |       |                 |      |  |  |
|-----------------|-----|-----------------------|-------|-----------------|------|--|--|
| Draught<br>oxen | %   | Geldings<br>and mares | %     | Young<br>horses | %    |  |  |
| 85              | 1.9 | 103                   | 2.3   | 3               | 0.0  |  |  |
| 253             | 6.0 | 3,545                 | 85.5  | 346             | 8.4  |  |  |
| 84              | 3.1 | 7,159                 | 268.2 | 1,504           | 56.3 |  |  |

From the *Dutch* Agricultural Inquiry of 1890

| Communities     | Categories of farmers | Number of those using fertilisers other than manure | Number of those with farm hands (dinstboden) |   |     |    |    | Number of those who have labourers |   |   |    |    |    |    |   |    |   |   |   |
|-----------------|-----------------------|-----------------------------------------------------|----------------------------------------------|---|-----|----|----|------------------------------------|---|---|----|----|----|----|---|----|---|---|---|
|                 |                       |                                                     | 1                                            | 2 | 3   | 4  | 5  | 1                                  | 1 | 2 | 2  | 2  | 3  | 3  | 3 | 4  | 4 | 4 | 4 |
| Laren           | Labourers             | 359                                                 | 4                                            | 2 | 27  | 7  | 3  | —                                  | — | — | 7  | 40 | 1  | 4  | 1 | 1  | — | — | 1 |
|                 | Carters               | 181                                                 | 1                                            | — | 51  | 18 | 4  | 1                                  | — | — | 2  | 30 | —  | 2  | — | 1  | — | — | — |
|                 | Small peasants        | ?                                                   | —                                            | — | 35  | 29 | 8  | 11                                 | — | — | 1  | 24 | —  | 1  | — | 2  | — | — | 2 |
|                 | Big „                 | 29                                                  | —                                            | — | 8   | 8  | 4  | 3                                  | 5 | — | —  | 5  | —  | 1  | — | —  | — | — | — |
|                 | Total                 | 677                                                 | 5                                            | 2 | 121 | 62 | 19 | 15                                 | 5 | — | 10 | 99 | 1  | 8  | 1 | 4  | — | — | 3 |
| Geldermalsen    | 50 and >              | 396                                                 | 6                                            | — | 7   | 3  | —  | —                                  | — | — | 1  | —  | 3  | —  | — | 6  | — | — | — |
|                 | 25-50                 | 333                                                 | 9                                            | — | 10  | —  | —  | —                                  | — | — | 3  | 5  | 2  | —  | — | 4  | — | — | — |
|                 | 10-25                 | 272                                                 | 17                                           | — | 16  | —  | —  | —                                  | — | — | 4  | 5  | —  | 4  | — | —  | — | — | — |
|                 | 1-10                  | 225                                                 | 78                                           | — | 16  | 4  | —  | —                                  | — | — | 5  | 11 | —  | 3  | — | —  | — | — | — |
| ? (voor-Vracht) | 1 and <               | 16                                                  | 24                                           | — | —   | —  | —  | —                                  | — | — | —  | —  | —  | —  | — | —  | — | — | — |
|                 | 1-10                  | 87                                                  | 15                                           | — | —   | —  | —  | —                                  | — | — | 1  | 3  | —  | 1  | — | —  | — | — | — |
|                 | Total                 | 149                                                 | —                                            | — | 49  | 7  | —  | —                                  | — | — | 14 | 22 | 5  | 8  | — | 10 | — | — | — |
| Wamel           | Big peasants          | 530                                                 | 13                                           | — | 17  | 1  | —  | —                                  | — | — | 3  | —  | 6  | 6  | 8 | —  | — | — | — |
|                 | Small peasants        | 406                                                 | 39                                           | — | 25  | —  | —  | —                                  | — | — | 14 | 6  | 4  | 5  | 5 | —  | — | — | — |
|                 | Tobacco-planters      | 84                                                  | 38                                           | — | —   | —  | —  | —                                  | — | — | 4  | 13 | —  | —  | — | —  | — | — | — |
|                 | Labourers             | 26                                                  | 65                                           | — | 1   | —  | —  | —                                  | — | — | —  | —  | —  | —  | — | —  | — | — | — |
|                 | Total                 | 1,046                                               | 155                                          | — | 43  | 1  | —  | —                                  | — | — | 21 | 19 | 10 | 10 | — | 13 | — | — | — |
| Leeuwen         | Big peasants          | 334                                                 | 12                                           | — | 12  | 6  | —  | —                                  | — | — | 1  | 1  | 3  | 5  | 6 | —  | — | — | — |
|                 | Small peasants        | 360                                                 | 40                                           | — | 27  | —  | —  | —                                  | — | — | 9  | 14 | 1  | 19 | 2 | —  | — | — | — |
|                 | Tobacco-planters      | 191                                                 | 90                                           | — | 13  | —  | —  | —                                  | — | — | —  | 43 | —  | —  | — | —  | — | — | — |
|                 | Labourers             | 28                                                  | 37                                           | — | —   | —  | —  | —                                  | — | — | —  | —  | —  | —  | — | —  | — | — | — |
|                 | Total                 | 913                                                 | 179                                          | — | 52  | 6  | —  | —                                  | — | — | 10 | 58 | 4  | 24 | — | 6  | — | — | — |

|                |                |     |    |   |     |     |    |    |    |    |    |    |    |   |
|----------------|----------------|-----|----|---|-----|-----|----|----|----|----|----|----|----|---|
| Voorst         | 20-70          | 64  | 24 | 1 | 35  | 46  | 13 | 2  | 16 | 28 | 3  | 13 | 1  | 1 |
| Big peasants   | 10-20          | 42  | 4  | 2 | 33  | 5   | —  | —  | 2  | 16 | —  | 2  | —  | — |
| Small peasants | 5-10           | 33  | 4  | — | 14  | —   | —  | —  | —  | 7  | —  | —  | —  | — |
| Carters        | 2-6            | 35  | 6  | — | 5   | —   | —  | —  | —  | —  | —  | 4  | —  | — |
| Labourers      |                |     |    |   |     |     |    |    |    |    |    |    |    |   |
| Total          |                | 174 | 38 | 3 | 87  | 51  | 13 | —  | 2  | 18 | 55 | 3  | 15 | 1 |
| Raalte         | 1-2            | 591 | —  | — | 2   | —   | —  | —  | —  | —  | —  | —  | —  | — |
| Labourers      | 2-10           | 18  | —  | — | 12  | —   | —  | —  | —  | —  | —  | —  | —  | — |
| Carters        | 10-20          | 195 | —  | — | 58  | 17  | 1  | —  | —  | 2  | —  | —  | —  | — |
| Small peasants | 20-60          | 191 | —  | — | 10  | 50  | 71 | 11 | 10 | 2  | —  | 2  | —  | 1 |
| Big            |                |     |    |   |     |     |    |    |    |    |    |    |    |   |
| Total          |                | 995 | —  | — | 12  | 122 | 88 | 12 | 10 | 2  | —  | 2  | —  | 1 |
| Dalfsen        | Big peasants   | 129 | 2  | 2 | 72  | 17  | —  | —  | 2  | 3  | 1  | —  | —  | — |
|                | Peasants       | 257 | —  | — | 56  | 1   | —  | —  | 1  | 3  | —  | —  | —  | 3 |
|                | Small peasants | 176 | —  | — | 6   | —   | —  | —  | —  | 2  | —  | —  | —  | 1 |
|                | Labourers      | 379 | 1  | 1 | 5   | —   | —  | —  | —  | —  | —  | —  | —  | — |
|                | Total          | 941 | 3  | 3 | 139 | 18  | —  | —  | —  | 3  | 11 | 1  | —  | 4 |

This column sometimes gives an amount in excess of the total because I summed up the number of farms keeping 1 (2 and so on) *men* and *women* farm-hands, whereas there are some farms which keep both. Unfortunately, the *total number* of farms using hired labour *is not given*.

This means that what can be summed up is only *either* the number of cases of labour hire *or* the number of hired labourers (by multiplying by 1, by 2, by 3, etc.). Farming by "labourers" (1-2 ha) appears to be typical for all the communities.

\* ) v. = vast (ferme, bleibend)—permanent, t. = tijdelijk (temporel, passager)—temporary, v. = vrouwelijk (weiblich)—female.

The Inquiry is called *Uitkomsten van het Onderzoek naar den Toestand van den Landbouw in Nederland*,\* and was carried out by an agrarian commission appointed by royal decree on September 18, 1886. Four big volumes (The Hague, 1890).

Descriptions by communities are on the lines of the Baden and other inquiries (but almost without budgets). Of special interest are the tables on many communities showing the distribution of farms among *labourers*, “carters”, small peasants, and big peasants—(in Community No. 1, Laren, labourers usually have 1-2 ha; “carters”, 2-10 ha; small peasants, 10-20 ha and big peasants, 30-40 ha; p. 7, Vol. I). Here are some of the heads in the table: 1) Getal = number of farms by size; 2) “state and location of land established with the participation of a definite number of farmers” (the location of the land ... on the farms is advantageous, middling, bad);—“gebruikte Mest” (use of fertilisers: manure, artificial fertilisers—by number of farms).—Number of horses and livestock of all categories.—Number of farms making butter and cheese (Zuivelboeren = peasants engaged in dairy farming). Number of farms using “old” (alt) and “new” methods of “dairy farming”. Number of farms keeping “farm-hands” and “labourers” under three heads: 1 each, 2 each, “3 and more each”.

N.B. In the summing up in Vol. IV, there are summaries for some few data relating to the communities, *but there is not a single summary for all the communities together* (a total of 95 communities were studied).

There are different classifications by groups: 1) labourers, small peasants, big peasants; 2) land area 1-5 ha, etc., 60-70 ha, 70 ha and over, etc.; 3) *horses* (Community No. 92: small peasants—with one horse; peasants, with 2 horses; big peasants, with 3 or more horses); 4) vegetable gardeners, tobacco-planters, etc., are singled out.

Written not earlier than April 1902-  
not later than April 1903

First published in 1938  
in *Lenin Miscellany XXXII*

Printed from the original

\* *Results of a Study of the State of Agriculture in the Netherlands.—Ed.*

## REMARKS ON E. STUMPFE'S WORKS<sup>92</sup>

### A

#### AN ANALYSIS OF DATA FROM STUMPFE'S ARTICLE, "ON THE COMPETITIVENESS OF SMALL AND MEDIUM LAND HOLDINGS AS COMPARED WITH LARGE LAND HOLDINGS"

*Stumpfe*. "Über die Konkurrenzfähigkeit des kleinen und mittleren Grundbesitzes gegenüber dem Grossgrundbesitze."

*Thiels landwirtschaftliche  
Jahrbücher, 1896, Band 25.*

Stumpfe comes straight to the point by saying that if large units in agriculture were superior to the small, as they are in industry, the law on the settlement of Eastern Prussia would have been a mistake, and *the Social-Democrats would have been right* (p. 58).

According to the 1882 data, medium farms (10-100 ha!!) = 12.4% of the farms and 47.6% of the land—hence the "great economic importance of the *peasantry*" ! (p. 58).

9 farms [Big and medium—kept books. Small farms—"strongest mistrust" p. 59].

- Group I. Glogau district—sandy soil, rye and potatoes.
- " II. Neumarkt and Breslau districts—good soil, beet crops, very intensive.
- " III. Liegnitz district—lower intensiveness, weaker root crops.

|                | How much land ha?  | Land classification Class | ha                                       | Crop area ha          | Crop yield per Morgen Centners |                         | Livestock |                             |
|----------------|--------------------|---------------------------|------------------------------------------|-----------------------|--------------------------------|-------------------------|-----------|-----------------------------|
|                |                    |                           |                                          |                       | rye                            | potato                  | horses    | horned cattle               |
| <b>Group I</b> |                    |                           |                                          |                       |                                |                         |           |                             |
|                | Big farm {1892-93} | 1,033                     | V— 52<br>VI— 203<br>VII— 198<br>VIII— 23 | 476<br>(1,903 Morgen) | 7.5                            | 79                      | 23+       | 170                         |
| Group I        | Medium farm        | 21.25                     | ? almost the same land<br>Note No. 1*    | 19                    | 5                              | 50<br>oats: 7.5         | 2+        | 9<br>(+6 pigs)              |
|                | Small farm         | 11.25                     | V— 0.25<br>VI— 3<br>VII— 3.50<br>VIII— 3 | 10                    | 5.25                           | ?                       | 1+        | 5<br>(+4 pigs)              |
|                | Big farm (1892-93) | 471.5                     | I— 212.5<br>II— 120.5<br>III— 59.0       | 361 $\frac{3}{4}$     | 10.7                           | beet 146<br>wheat 12.75 | 30+       | 180<br>(111 sheep**)        |
| Group II       | Medium farm        | 51.5                      | III— 25<br>IV— 13<br>V— 4<br>VI— 0.75    | 47.5                  | 8.9                            | beet 137<br>wheat 11.3  | 6+        | 29<br>(14 pigs)             |
|                | Small farm         | 8.5                       | II— 1<br>III— 4<br>IV— 3.5               | 7.25                  | ?                              |                         | 0+        | 5<br>(6 pigs)               |
|                | Big farm (1893-94) | 445                       | ?                                        | ?                     | ?                              |                         | 29+       | 173<br>324 sheep<br>47 pigs |
| Group III      | Medium farm        | 40.75                     | III— 11.5<br>IV— 22.25<br>V— 3.5         | 37.25                 | ?                              |                         | 7+        | 29<br>19 pigs               |
|                | Small farm         | 8.0                       | III— 3.60<br>IV— 1.75<br>V— 2.60         | 7.75                  | ?                              |                         | ?         |                             |

\* See p. 236.—*Ed.*\*\* A figure denoting the increase of sheep in 1892-93.—*Ed.*



| Receipts (marks)                            |                                                     |                                               |                                       |                                                   | <i>A m o u n t</i>  |
|---------------------------------------------|-----------------------------------------------------|-----------------------------------------------|---------------------------------------|---------------------------------------------------|---------------------|
| grain                                       | Sales<br>livestock<br>and milk                      |                                               | Sundries                              | Farm<br>economy                                   | (Total<br>receipts) |
| 38,136                                      | 27,289                                              |                                               | 62,111<br>distillation                | 5,500<br>("on manor<br>account")                  | 133,489             |
| + 453*                                      |                                                     |                                               |                                       |                                                   |                     |
| 1,257                                       | 758                                                 |                                               | —                                     | —                                                 | 2,015               |
| 618                                         | 491                                                 |                                               | —                                     | —                                                 | 1,109               |
| 64,476                                      | milk 21,357<br>+<br>livestock 19,370<br>sheep 6,455 | beet<br>potatoes<br>+<br>fruits<br>in general | 46,144<br>1,457<br>4,767              | from lease<br>2,866<br>5,852 (=stocks in<br>hand) | <b>172,714</b>      |
| 5,574                                       | 4,050                                               | beet                                          | 767                                   | rape and clover                                   | <b>11,060</b>       |
| + 198*                                      |                                                     | potatoes                                      | 40                                    |                                                   |                     |
| 1,010                                       | 1,095                                               |                                               | —                                     | —                                                 | <b>2,105</b>        |
| 34,334<br>other cereals<br>+ seed<br>12,005 | 18,201                                              | potatoes<br>receipts<br>from<br>sheepyard     | 1,145<br>2,865                        | from lease<br>117                                 | 68,667              |
| 3,584                                       | live-<br>stock 1,910<br>milk 780<br>poultry 76      | potatoes                                      | 504                                   | clover 153<br>pigs 1,007                          | 8,544               |
| + 530*                                      |                                                     |                                               |                                       |                                                   |                     |
| 632                                         | livestock 176<br>milk 290<br>pigs 120               | beet                                          | 105<br>155 = cucumbers<br>and cabbage |                                                   | 1,478               |

(ctd on next page)

\* Stumpfe lists these receipts (453, 198 and 530 marks) under the head of "Insgemein" ("General Receipts").—*Ed.*

[ctd]

Outlays

| a) taxes<br>b) fire<br>and hail<br>insurance | a) salaries<br>and wages<br>of farm-<br>hands<br>b) day wages | Sundries                                                                   | a) livestock<br>b) feed<br>c) artificial<br>fertilisers                 | a) building<br>repairs<br>b) transporta-<br>tion, car-<br>riage, mail<br>c) others                            | <i>total</i>   |
|----------------------------------------------|---------------------------------------------------------------|----------------------------------------------------------------------------|-------------------------------------------------------------------------|---------------------------------------------------------------------------------------------------------------|----------------|
| a) 953<br>+<br>b) 2,120                      | 7,093<br>+<br>19,221                                          | 4,939<br>(farm requirements)<br>36,593<br>(distillation)                   | a) 12,506<br>+<br>b) 11,175<br>+<br>c) 11,796                           | 1,617<br>1,162<br>2,223                                                                                       | 111,398        |
| 34<br>40                                     | a {<br>+<br>b { 347                                           | 50<br>(sundries)                                                           | 90<br>—<br>—                                                            | 64<br>(blacksmith,<br>saddle-maker<br>cartwright)                                                             | 625            |
| a + b = 33                                   | a {<br>+<br>b { 90                                            | 42<br>+<br>30                                                              | 63<br>—<br>—                                                            | 29<br>(blacksmith,<br>etc.)                                                                                   | 287            |
| a) 1,374<br>b) { 734<br>1,084                | a) 9,933<br>b) 24,725<br>c) 4,089<br>food for<br>farm-hands   | sundries: 2,355<br>purchase of<br>grain = 5,423<br>steam plough =<br>2,530 | a) 14,557<br>b) 24,552<br>c) 10,052<br>sheepyard<br>expenses =<br>4,962 | a) 692<br>b) 1,111<br>c) 2,914<br>6,168 = pay to<br>artisans<br>1,595 heating<br>1,500 firewood<br>and timber | <b>120,350</b> |
| a {<br>+<br>b { 379                          | a {<br>+<br>b { 1,560                                         | purchase of seed<br>230                                                    | a) 554<br>b) 890<br>c) 634                                              | general expenses<br>969<br>275 black-<br>smith, etc.                                                          | <b>5,500</b>   |
| a) 30<br>b) 26                               | —                                                             | sundries: 65                                                               | a) 100<br>b) 225                                                        | blacksmith,<br>etc. 31                                                                                        | <b>503</b>     |
| a) 1,288<br>b) 2,238                         | a) 5,336<br>b) 13,228<br>432<br>farm-hands<br>and food        | 2,836<br>firewood and coal<br>sundries: 661<br>sheepyard expenses<br>113   | a) 2,070<br>b) 5,320<br>c) 775<br>seeds: 177                            | a) 375<br>b) 117<br>c) 618<br>2,714<br>artisans                                                               | 38,298         |
| a) 159<br>b) 152                             | a {<br>+<br>b { 1,137<br>218<br>food for<br>farm-hands        | 262<br>artisans<br>old-age insur-<br>ance = 34                             | a) 549<br>b) 900<br>c) 305                                              | a) —<br>b) —<br>c) 770<br>seed 147                                                                            | 4,633          |
| a) 34<br>b) 22                               | —                                                             | general 68                                                                 | a) 90<br>b) 110<br>c) 40                                                | 46<br>blacksmith,<br>etc.                                                                                     | 410            |

| Profit (less remuneration to owner) | Net income marks | Same per ha |             |             |
|-------------------------------------|------------------|-------------|-------------|-------------|
| — 22,091<br>1,500                   | 20,591           | 36.72       | Big farm    | } Group I   |
| — 1,390<br>350 (!!)                 | 1,040            | 50.12       | Medium farm |             |
| — 822<br>300 (!!)                   | 522              | 52.20       | Small farm  |             |
| — 52,364<br>1,500                   | 50,864           | 118.40      | Big farm    | } Group II  |
| — 5,566<br>450                      | 5,116            | 99.32       | Medium farm |             |
| — 1,602<br>450                      | 1,152            | 135.56      | Small farm  |             |
| — 30,369<br>900                     | 29,469           | 76.04       | Big farm    | } Group III |
| — 3,911<br>450                      | 3,461            | 84.92       | Medium farm |             |
| — 1,608<br>350                      | 718              | 89.72       | Small farm  |             |

**Notes** **to** **Tables\***

No. 1. "It was impossible to establish the land assessment there (medium farm of Group I), but the ploughland was almost of the same quality as on the landowner's estate (big farm I), possibly slightly more uniform" (p. 63).

About Group I, the author (who was employed on the estate for two years and has a knowledge of the countryside (p. 66)), says:

While, on the strength of the big outlays under the head of feed and artificial fertilisers, and also the large expenditure on wages, and taking account of the sandy soil, the landowner's estate should be characterised as highly intensive and undoubtedly quite up to the modern standard, the very opposite has to be said of the two peasant farms.

Sic! "In almost every respect they are still being run on the old lines, and their production should be classified as extensive, in terms of capital and labour. No feed or fertilisers are purchased; on the contrary, considerable quantities of straw and also rye and potatoes, especially, are sold. In consequence, there is insufficient compensation of nutritive substances.... The result is worse crops and a shortage of livestock.

!?? "The stubbornness with which local peasants stick to their old habits is very hard to understand, especially in view of the good example they daily have before them, which could, after all, stimulate them to competition. However, in the recent period, it appears, there, too, a turn for the better is beginning" (p. 61).

Remuneration for the owner's labour is reckoned at 7,500 for the big farm (the usual salary of a manager!!) ÷ 5 (the owner has 5 estates!!) = 1,500. For the medium farm—350 ("the usual pay for the country" (p. 64) for managing such a farm!). For the small farm—300 ("a unit!!! half the size of the preceding one" p. 66).

No size of family is given.

Concerning Group II, Stumpfe remarks that the farms are not quite comparable, because the *land is better* on the big farm (the whole farm is a pearl among the Silesian estates (p. 74), according to a professor from Halle!!),

\* See pp. 232-36.—Ed.

and it is *much better* situated, only 1 mile from Breslau (the small farms are much farther away). Still!! small farming is particularly profitable!!!

About the medium farm of Group II: “But the especially great advantage of peasant farming is that it is entirely in the owner’s hands, and that work in one’s own interest and for one’s personal profit will nearly always be of higher value, and more economical and profitable than work in the interest of others” (p. 69). } !

For the small farm, remuneration is 450 marks = (1) for the owner—350 + (2) 100 marks to his wife’s parents, who substitute for *hired labour* (pp. 72-73). [I must say that the substitution is cheap!]

The medium farm is said to be on the modern level as well, and is in general quite faultless, not worse than the big farm.

(No detailed data on machinery!!)

The village has an amalgamated dairy, and there is joint use of machinery, joint purchase of fertilisers, etc.

About Group III we learn only that the big farm is excellently run (p. 74) [The entire description of Group III is **highly** superficial (pp. 74-77).]

Stumpfe’s conclusion: the smaller the holding, the))!! larger the rent (p. 77).

...There is not the slightest doubt that on peasant farms where the owner takes due care of the progress of operations or takes part in them himself, the work is performed qualitatively and quantitatively very differently from the way it is done on the landowners’ estates, with the exception, perhaps, of the quantitative side in case of piecework (p. 78). || !!

...which is why, despite the partially insignificant gross income, the net profit of the small farms was still higher... (p. 78).

*Group I.* Receipts in marks from (p. 78)

|          | cropping |          | livestock farming |          | general |          | total  |          |
|----------|----------|----------|-------------------|----------|---------|----------|--------|----------|
|          | total    | per ¼ ha | total             | per ¼ ha | total   | per ¼ ha | total  | per ¼ ha |
| Big farm | 63,652   | 28.37    | 27,289            | 12.16    | 773     | 0.34     | 91,715 | 40.89    |
| Medium ” | 1,257    | 15.14    | 758               | 9.13     | —       | —        | 2,015  | 24.27    |
| Small ”  | 618      | 15.46    | 491               | 12.27    | —       | —        | 1,109  | 27.72    |

etc., etc., the same thing all over again.

!! The peasant is also able to slash his expenses in the household budget (p. 80), etc.

!! { The same: p. 83 (“living within their means”)

He argues that there is a tendency on the part of sugar and distillation enterprises to branch out from agriculture, etc., and that *co-operatives* place the advantages also *within reach* of the small farms (p. 85), etc. (cf. *David*—echoes this).

The *machine* does not play the same part in agriculture (cf. *David!*).

!! || “It is at any rate beyond doubt that the steam plough does not at all reduce production costs” (p. 87) (cf. *Bensing and Fischer*)

The small farmer *does the repairs himself* (!! ) (p. 92) and his implements last longer (p. 92)—“This is undoubtedly also connected with the higher earnings of artisans on the big farms (not because the big ones pay more, but because) there are all sorts of discards of tools and wood ends, which would be in use on a small farm *for a long time yet* (!! ). In general, this effort to make use even of the smallest objects, this possibility of pressing down to a minimum expenses on the farm’s small current requirements is an important characteristic advantage of the small farm...” (p. 92).

!! The Social-Democrats have also issued their threats in the countryside—there will be strikes as well, and all this is a much greater danger to the big farms (94).

The big farmer’s expenses on labour are higher, because he has to feed whole families of labourers, whereas the small farmer for the most part takes on unmarried men, and although the labourer’s food is considerably better on the peasant farms and is, consequently, costlier than on the land-owners’ estates, we have here, on the other hand, the resultant much higher productivity of labour by young, strong and well-fed labourers, and this fact is of great importance, especially since much account has to be taken also of the incentive and educational element in the owner’s preliminary and joint work (p. 95).

“All the organisation of the work on the big and small farms, in Silesia at least, is such that *there is decidedly no reason to doubt* the lower cost of labour on the peasant farms” (p. 96). || N.B.

—again there is mention of the stimulating influence of the labour of the owner and *his children* (p. 96). The peasants provide better food for the farm-hands.

Disability and old-age insurance is another }! burden on the big farm:

### Group II

|   |                                     |   |            |
|---|-------------------------------------|---|------------|
| { | total 490 marks big farm 0.30 marks | } | per Morgen |
|   | 34 " medium " 0.16 "                |   |            |
|   | 0 " small " 0 "                     |   |            |

(p. 101) The Social-Democrat gentlemen have blundered badly over agriculture....

p. 102. Sering on settlement (“putting labour at the disposal” of the landowning gentlemen!),— and “Landed estates are unable to compete with the immense capital which is contained in the *hands and feet* of these men [the settlers]” }! (Sering, quoted p. 102).

p. 106: the big farms are mostly superior in *commercial* terms, but the **co-operatives** will help the peasant.

p. 108: the *peasants* usually sell their corn and livestock *less* profitably [but that is said to be balanced out by other things].

“It is not the German Junker that is the enemy of the peasant; the two have, apart from inessential issues which are mostly of internal importance, the same interests and the same adversaries. This is a conviction which has lately been strongly making its way” (p. 113). || N.B.

There you have Stumpfe!

Written between June 1901  
and March 1903

First published in 1938  
in *Lenin Miscellany XXXI*

Printed from the original

## B

REMARKS ON E. STUMPFE'S BOOK,  
*SMALL HOLDINGS AND GRAIN PRICES*

Dr. Emil *Stumpfe* (*Der kleine Grundbesitz und die Getreidepreise*. Leipzig 1897, Band III, Heft 2 der *Staats- und Sozialwissenschaftliche Beiträge von Miaskowski*\*) gives a rather interesting summary of quite extensive budgetary data on small farms (**181** under-10-ha farms) in various parts of Germany, but *only* on their sale and purchase of *farm* products.

Stumpfe argues with David (*Neue Zeit* No. 36, 1894/5), who took the data of the Hessen Inquiry and reckoned the sales and purchases. (Kühn simply reckoned the sales per hectare). Stumpfe deducts 33-40% as the cost of fabrication from the purchase price, on the plea that you cannot take the price of the purchased product but only the price of the *raw material* which has gone into the making of the product!! This approach (an absurd one) spoils the whole work terribly. (Although this recalculation is done *only when* it gives a different result!)

|                                                                                     |   |                                                                                                                                                                                                                                                                        |
|-------------------------------------------------------------------------------------|---|------------------------------------------------------------------------------------------------------------------------------------------------------------------------------------------------------------------------------------------------------------------------|
| N.B.:<br>reckoning<br>the <i>sum</i><br>of all types of<br>pluses<br>and<br>minuses | } | However, I shall go over the cases of this recalculation, which the author always indicates: <i>No. 19</i> (Baden, 2-3 ha), the minus becomes a plus, <i>No. 31</i> (Baden 2-3 ha), same thing, <i>No. 50</i> , the minus remains, <i>No. 112</i> , Württemberg 2-3 ha |
|-------------------------------------------------------------------------------------|---|------------------------------------------------------------------------------------------------------------------------------------------------------------------------------------------------------------------------------------------------------------------------|

---

\* Miaskowski's *Contribution to State and Social Science*.



|         |            |              |            |
|---------|------------|--------------|------------|
| No. 40  | still plus | No. 143      | still plus |
| No. 41  | same       | No. 151      | "          |
| No. 48  | "          | No. 152      | "          |
| No. 49  | "          | Nos. 154-161 | "          |
| No. 51  | "          | No. 169      | "          |
| No. 60  | "          | No. 170      | "          |
| No. 75  | "          | No. 171      | "          |
| No. 79  | "          | No. 172      | "          |
| No. 94  | "          | No. 173      | "          |
| No. 98  | "          | No. 174      | "          |
| No. 100 | "          | No. 175      | "          |
| No. 111 | "          | Nos. 179-181 | "          |

This means that only in three cases has Stumpfe's absurd approach distorted the state of affairs, by turning an overall minus (excess of purchases over sales) into a plus.

In the vast majority of cases, the result is still an *overall minus*. (Stumpfe calculates three types of plus and minus, separately for cereals (I), livestock products (III) and the rest (II)).

That is why I find that I can take Stumpfe's table with its conclusions on the *pluses and minuses* (sales and purchases, as a sum total), making note of *three* corrections.

Stumpfe makes a separate comparison of *sales and purchases* in I, II and III:

|                                |                   |
|--------------------------------|-------------------|
| I cereals and pulses           | giving tables for |
|                                | (1) I             |
| II all other cropping products | (2) I + II        |
| III livestock products         | (3) I + II + III  |

Stumpfe then gives separate results for the states, separating *southern Germany* (Baden 60\*), Hessen 44, Württemberg 12 + Bavaria) from *northern Germany* (Saxony 6 + 28, Silesia 24, Hannover 7). I take only the results for **southern** and **northern** Germany.

(On 52 of these Stumpfe collected **himself!!**: 24 in Silesia + 28 in the Kingdom of Saxony.)

---

\*) The number of under-10-ha farms. Stumpfe takes only the under-10-ha farms, putting the over-10-ha farms in a special annexe.

| <i>Farms</i> | Southern and<br>northern<br>Germany | Number<br>of farms | Mouths<br>over<br>14 years | under |
|--------------|-------------------------------------|--------------------|----------------------------|-------|
| Under 2 ha   | Southern                            | 20                 | 56                         | 50    |
|              | Northern                            | 7                  | 19                         | 12    |
|              | Σ                                   | 27                 | 75                         | 62    |
| 1½-2 ha      | Southern                            | 5                  | 19                         | 10    |
|              | Northern                            | 7                  | 19                         | 12    |
|              | Σ                                   | 12                 | 38                         | 22    |
| 2-3 ha       | Southern                            | 21                 | 66                         | 47    |
|              | Northern                            | 9                  | 23                         | 19    |
|              | Σ                                   | 30                 | 89                         | 66    |
| 3-4          | Southern                            | 10                 | 40                         | 17    |
|              | Northern                            | 12                 | 32                         | 24    |
|              | Σ                                   | 22                 | 72                         | 41    |
| 4-6          | Southern                            | 26                 | 103                        | 55    |
|              | Northern                            | (25)               | (74)                       | (49)  |
|              | Σ                                   | 51                 | 177                        | 104   |
| 6-8          | Southern                            | 23                 | 102                        | 31    |
|              | Northern                            | 2                  | 7                          | 4     |
|              | Σ                                   | 25                 | 109                        | 35    |
| 8-10 ha      | Southern                            | 19                 | 88                         | 39    |
|              | Northern                            | 7                  | 25                         | 18    |
|              | Σ                                   | 26                 | 113                        | 57    |

In general, Stumpfe's book is a grossly *biased defence* of taxes.

In his opening pages, Stumpfe analyses the question of the effect corn prices have on those of other farm products, insisting (correctly) on the tremendous and all-decisive importance of *corn* prices.

| On how many farms sales greater (+) or purchases greater (-) |    | Total farmland | Per ha |          | Adults + children (2 children = 1 adult) |
|--------------------------------------------------------------|----|----------------|--------|----------|------------------------------------------|
| +                                                            | -  |                | adults | children |                                          |
| 6                                                            | 4  | 24.54          | 2.28   | 2        | 3.30                                     |
| 7                                                            | —  | 13.06          | 1.45   | 0.9      | 1.9                                      |
| 13                                                           | 14 |                |        |          |                                          |
| 3                                                            | 2  | 8.73           | 2.2    | 1.1      | 2.7                                      |
| 7                                                            | —  | 13.06          | 1.45   | 0.9      | 1.9                                      |
| 10                                                           | 2  |                |        |          |                                          |
| 16*)                                                         | 5  | 52.83          | 1.25   | 0.89     | 1.69                                     |
| 9                                                            | —  | 24.42          | 0.94   | 0.77     | 1.32                                     |
| 25*)                                                         | 5  |                |        |          |                                          |
| 9                                                            | 1  | 37.20          | 1.07   | 0.45     | 1.29                                     |
| 12                                                           | 1  | 42.93          | 0.74   | 0.55     | 1.01                                     |
| 21                                                           | 1  |                |        |          |                                          |
| 26                                                           | —  | 131.69         | 0.78   | 0.41     | 0.98                                     |
| 25                                                           | —  | 120.75         | 0.61   | 0.40     | 0.81                                     |
| 51                                                           | —  |                |        |          |                                          |
| 22                                                           | 1  | 156.99         | 0.65   | 0.20     | 0.75                                     |
| 2                                                            | —  | 14.50          | 0.48   | 0.27     | 0.61                                     |
| 24                                                           | 1  |                |        |          |                                          |
| 19                                                           | —  | 168.88         | 0.52   | 0.23     | 0.63                                     |
| 7                                                            | —  | 60.75          | 0.41   | 0.28     | 0.55                                     |
| 26                                                           | —  |                |        |          |                                          |

\*) Stumpfe has 19 and 2, and  $\Sigma$  of 28 and 2.

The area under cereals in Germany in 1878—52.59% of total farmland

1883—53.46%

1893—54.37%

The extension of the area under other cereals (and of livestock farming correspondingly) is rapidly leading to their respective overproduction, which tends again to even out prices (cf. Marx on Smith. But Stumpfe does not quote Marx and does not apply the theory of rent to the question)

Stumpfe's  
italics

“Thus, there is good ground for the thesis that there can be no prolonged disproportions in the rent yielded by the several crops per area unit, and that a levelling off must follow sooner or later” (p. 15).

Stumpfe also analyses the prices of livestock products, arguing along the same lines.

Stumpfe polemises with Reichschancellor Hohenlohe, who said on March 29, 1895, that only the over-12-ha farms wanted higher prices, that is, only 4 million out of the 19 million agricultural population, reckoning 3.5 persons per farm. Stumpfe makes roughly the following estimation of the agricultural population (1882 data) (p. 40)

|              |               | millions of agricultural population |
|--------------|---------------|-------------------------------------|
| Parcel farms | under 2 ha    | $0.6 \times 3.5 = 2.1$ million      |
| Small        | ” 2 to 5 ha   | $0.99 \times 4.5 = 4.4$ ”           |
| Medium       | ” 5 to 20 ha  | $0.96 \times 7 = 6.7$ ”             |
| Big-peasant  | 20 to 100 ha  | $0.29 \times 13 = 3.7$ ”            |
| Big          | ” over 100 ha | $0.025 \times 90 = 2.2$ ”           |
|              |               | 19.1 million                        |

Stumpfe believes that there is no more than 0.6 million agricultural population on the 3 millions of under-2-ha farms.

“The owners of under-1-ha parcel farms ... are mostly craftsmen, small industrialists, factory workers, etc., consequently, anything but peasants or independent farm owners” (p. 39).

Sic!  
Stumpfe says something quite different on another occasion!

3.5 persons per farm with less than 2 ha, for “after all, grown up children mostly go into employment right away” (p. 40).

Here are the statistics of family size, according to Stumpfe’s data:

*The number per farm was* (p. 82)

| Groups      | Number of farms | Adults | Children | Total |
|-------------|-----------------|--------|----------|-------|
| ha: 0- 1½   | 15              | 2.5    | 2        | 4.5   |
| 1½- 2       | 12              | 3.16   | 2.6      | 5.78  |
| 2- 3        | 30              | 3      | 2.2      | 5.2   |
| 3- 4        | 22              | 3.27   | 1.86     | 5.1   |
| 4- 6        | 49              | 3.6    | 2.1      | 5.7   |
| 6- 8        | 25              | 4.3    | 1.4      | 5.7   |
| 8-10        | 26              | 4.34   | 2.2      | 6.5   |
| 10-20       | 37              | 6      | 2        | 8     |
| 20 and over | 12              | 8.75   | 2.1      | 10.85 |

And Stumpfe concluded: the “average” for the 5 to 20 ha group will be precisely about 7, for the 20 to 100 ha, about 13, if it is about 11 for the 20 to 30 ha group.

(A funny character! he’s forgotten all about *hired labour*!!)

(Stumpfe’s distribution of agricultural population is of some interest for the picture of *hired labour*.)

He says that all peasants—including the labourers }!  
on the big farms!!—all want higher corn prices.

Stumpfe himself suspects that the data he has collected (for Silesia, etc., see above\*) will appear unlikely (p. 50),

\* See p. 241.—*Ed.*

and so he defends himself in advance: why is it that, according to his data, the conditions in *northern* Germany are much better, when *southern* Germany is regarded as being more civilised?

And Stumpfe attacks *southern* Germany "...incredible fragmentation of holdings" (p. 48)—10-12-20 parcels per hectare!—hence "the intensified supply of farms with labour everywhere" (p. 49)—in general the population in the south is much more static (p. 49)—see, he says, the *Bavarian Inquiry of 1895*, the new one!—a prevalence of three-field farming (Bavaria; inquiry)—"great backwardness of the whole economy" (p. 51), very frequently the system of compulsory crop rotation still *in evidence*, furthermore "fragmentation and stripping of farmlands prevent or hamper any kind of melioration" (p. 52), frequently make almost impossible the introduction and use of

ha-ha! these new remarkably improved agricultural implements (p. 52), for example, out of 24 *Bavarian* communities only 4 use the seed drill. "The advantages of farming with the use of the seed drill are so well-known and incontestable" (p. 52) etc., and other machines are rare too, old ploughs are "often of the most primitive form" (p. 52), rollers

ha-ha! | are unknown, etc.... This backwardness in machine  
! || and technical equipment....

ha-ha! ( The very same Stumpfe who, on another occasion, deprecates the importance of machinery—  
when he defends the small farms! )

—not a single centrifuge (p. 53) in the places described by the *South-German* inquiries. "This technical backwardness is crowned" with reports from Christazhofen and Ingerkingen of threshing by horses (on horseback)—"such is the antediluvian method of husking grain"—Stumpfe exclaims.

...Fertilising methods leave very much to be desired (53), etc.

{ —meanwhile, quotations from *The Condition of the Peasants, in favour* of small farms in the north (pp. 54-55).  
I must say these quotations look very much like Bulgakov's! *Make a comparison!*

In Silesia, peasants have seed drills, manure spreaders, etc., etc. (p. 55), the crop rotation system prevails, rollers (pp. 56-57).

“One need only list these very important (sic!) implements to discover the extremely different state of farming in southern and northern Germany” (p. 57). Then “there is the usual under-estimation” (p. 58)—in the north, the “*good example*” (p. 59) set by the landowners (sic!), the “teachers” of the peasants (!), a model, “pioneers in farming” (p. 59)! As for the South, it more or less completely lacks big farms (p. 60).

!!  
Oh,  
Herr  
Stumpfe!!

Written not earlier  
than April 1902-  
not later than April 1903

First published in 1938  
in *Lenin Miscellany XXXII*

Printed from the original

**REMARKS ON G. FISCHER'S WORK,  
THE SOCIAL IMPORTANCE  
OF MACHINERY IN AGRICULTURE**<sup>93</sup>

*Gustav Fischer. Die sociale Bedeutung der Maschinen in der Landwirtschaft.* Leipzig 1902. (Schmollers *Forschungen*, XX. Band, 5. Heft.)

|| The introduction quotes the writings of Social-Democrats on small farming. Among them *Sering*, *The Agrarian Question and Socialism* (con Kautsky), Schmol-ler's *Jahrbuch für Gesetzgebung, Verwaltung und Volkswirtschaft*.\* Band 23, 4. Heft.

Sering has already said that agriculture is unlike industry, especially in the matter of machinery.

*Chapter I.* "The Cost of Machine Labour and the Limits of Its Profitability".

"It was on the big farms that conditions first existed for the use of agricultural machinery" (p. 4)—initially even the manufacturers were concerned only with machinery for the big farms. Now they supply machines for the small ones as well.

The author wants to discover the limits for these new machines according to the new data.

Here is the result of  
his calculations  
(pp. 24-25)

{ Kautsky on p. 94 of his *Agrarian Question* says, that, according to Kraft, the limits of full use are  
α) 1,000 ha; and b) 70 ha  
(p. 5)

---

\* *Yearbook for Legislation, Administration and National Economy.*—Ed.



| Type of machine            | Limit of economic usefulness | Cost of machine labour under full use*)<br><i>marks per ha</i> | manual*)<br>labour<br><i>marks per ha</i> | This is full use<br><i>ha</i> | AA see below* |
|----------------------------|------------------------------|----------------------------------------------------------------|-------------------------------------------|-------------------------------|---------------|
| (α) Steam plough (20 h.p.) | 192                          | 34                                                             | 51.20                                     | 500                           |               |
| Steam plough (12 h.p.)     | 121                          | 33.8                                                           | 42.7                                      | 250                           |               |
| Broadcast sower            | —                            | 0.88                                                           | 0.44                                      | > 360                         | ha            |
| Seed drill (3.766 m)       | 21.6                         | 2.56                                                           | 6.04                                      | 360                           | 17            |
| (β) Seed drill (1.88 m)    | 13.6                         | 3.48                                                           | 6.04                                      | 160                           | 8.8           |
| Manure spreader            | —                            | 1.12                                                           | 0.55                                      | > 280                         |               |
| Cultivator (3.766 m)       | 4                            | 2.13                                                           | 16                                        | 180                           | 3.7           |
| Cultivator (2.0 m)         | 1.2                          | 2.06                                                           | 16                                        | 75                            | 1.1           |
| One-row cultivator         | 0.27                         | 4.2                                                            | 16                                        | 22.5                          | 0.23          |
| Hay mower                  | 13.4<br>(or 6.7)             | 3.5                                                            | 5                                         | 58                            | 3.4           |
| Reaper with self-throwing  | 9.5                          | 6.9                                                            | 11                                        | 76                            | 7.1           |
| (β) Reaper-binder          | —                            | 11.25                                                          | 11                                        | 76                            | 24.3          |
| Reaper with manual rake    | 8.1                          | 7.0                                                            | 11                                        | 68                            | 5.1           |
| Tedder                     | 2.9<br>(or 1.5)              | 6.3                                                            | 12.5                                      | 35                            | 0.95          |
| Horse-drawn rake with seat | 13.8<br>(or 6.9)             | 1                                                              | 1.6                                       | 90                            | 8.0(4)        |
| ditto without seat         | 9.45<br>(or 4.73)            | 1.2                                                            | 1.6                                       | 67.5                          | 3.9(1.9)      |

The author calculates his limits of usefulness as follows: he takes performance per day (5 ha per steam plough), determines the price of manual (resp. with the use of a team) labour in that time, and calculates the *minimum number of days* of machine work required for the price to be *the same*. This minimum (in terms of ha) is his limit.

(Hence, that is the *minimum* limit where the machine is still *not* cheaper than manual labour.)

The author frequently quotes Bensing (countering his statements, for instance, with that of Rimpau, to the effect that a horse-drawn plough works as well as the steam plough, provided it ploughs to the same depth: p. 8).

Potato planters are still not feasible (the potatoes vary in size, and weigh 8 centners to  $\frac{1}{4}$  ha, while

\* See p. 250.—*Ed.*

seed-grain comes to less than 1 centner). But one recent invention is a hole potato-planter which makes regular holes, helps to furrow and hoe, although the potato is inserted by hand (p. 11). N.B. Saves labour, and the *income increase* is reckoned at 5% (p. 12).

There has been no success so far in making *reasonably* good potato and beet lifters.

*Chapter II. "The Possibilities of Using Machinery on Small Farms"*. (p. 27)

|                                                         | <i>Cereals</i>            | <i>Sugar-beet</i>          | <i>Meadow<br/>hay</i>       |                              |
|---------------------------------------------------------|---------------------------|----------------------------|-----------------------------|------------------------------|
| Reduction of costs<br><i>per hectare</i>                | 17.52 marks:              | 52 cent-<br>ners<br>(crop) | 30.78                       | 8.30                         |
| As compared with<br>manual labour<br><i>per centner</i> | 0.36 marks<br>per centner |                            | 0.05<br>(640 cent-<br>ners) | (:80)0.10<br>(cent-<br>ners) |

Consequently, the cost reduction is *not large*. This, he says, is against *Bensing*, for he *fails to debit to the machine costs the cost of the teams* (p. 28)—“not quite right”.

Considering that the cost of the teams does not apply to some machines set into motion by draught animals (for the cattle is there anyway, and is not fully used), we find the limits of economic usefulness still further reduced (p. 28) (see, AA in table\*)

“It goes without saying that farmers whose holding hardly, if at all, allows them to use machinery because of its size, are at a disadvantage, as compared with those who attain the highest possible use of machinery or are close to it, in view of the fact that the per-hectare cost of using machinery does

\* See p. 249.—*Ed.*

not fall in proportion to the time of use, but at first drops sharply and then slower and slower" (p. 29). For instance, a mower costs 5.<sup>94</sup> Mk per ha for 8 days  
 " " " 5.<sup>24</sup> " per ha for 20 days  
 "...70 pfennigs per hectare is, of course, not much" || ha-ha! (p. 30).

Moreover, the "really" *lower* % of machine depreciation should be allowed the small farmer: he takes more care. See, he says, Auhagen,\* Stumpfe,\*\* *Herkner* (!) (*The Labour Problem*, Berlin, 1897, p. 226).

The *small* farmer can make *co-operative* use of machinery: hire of machinery (thresher very often, p. 31) (it is also most convenient with regard to the steam plough, p. 32) (although the *small* one cannot use the steam plough even on hire: p. 33, his fields are not long enough).

The hiring out of machinery ... is very common (p. 33). "The big landowner lets ... his small neighbours ... use his seed drill on hire".... || N.B.  
 cf.  
 Klawki!!  
 N.B.

The *co-operatives* are developed to a greater extent than the statistics show. In 1890, Bavaria had 282 machine (thresher) co-operatives. But very many farms pool machines privately.

### Chapter III. "The Importance of Machinery for the Labour Problem".

Machines are frequently introduced, even when they are *more expensive* (seeders, etc.) because of the *labour shortage*. Can the machines help when there is a shortage of labour?

*Most* say: yes (p. 37). *Von der Holtz* is *sceptical* (they tend to increase winter unemployment, etc.).

Here is the author's calculation of the labour saving through machinery: (p. 39)

\* See p. 130.—*Ed.*

\*\* See p. 238.—*Ed.*

|                            | ha worked per day | this requires |                     | for equal performance by manual labour |                           | saving in labour through machinery |                           |
|----------------------------|-------------------|---------------|---------------------|----------------------------------------|---------------------------|------------------------------------|---------------------------|
|                            |                   | men           | youngsters or women | man-days                               | youngsters- or women-days | man-days                           | youngsters- or women-days |
| Broadcast sower            | 9                 | 1             | —                   | 2                                      | —                         | 1                                  | —                         |
| Seed drill 3.77 m          | 9                 | 4             | —                   | 2                                      | —                         | 2                                  | —                         |
| Seed drill 1.88 m          | 4                 | 3             | —                   | 1                                      | —                         | 2                                  | —                         |
| Manure spreader            | 10                | 1             | 1                   | 2.2                                    | —                         | 1.2                                | —1                        |
| Cultivator 3.7 m           | 9                 | 3             | —                   | —                                      | 120                       | —3                                 | 120                       |
| Cultivator c. 2.00 m       | 3.75              | 1             | 1                   | —                                      | 50                        | —1                                 | 49                        |
| Hay mower                  | 3.2               | 1             | —                   | 8                                      | —                         | 7                                  | —                         |
| Reaper with self-throwing  | 3.8               | 1             | 1                   | 8                                      | —                         | 7                                  | —1                        |
| Reaper-binder              | 3.8               | 1             | 1                   | 8                                      | 8                         | 7                                  | 7                         |
| Reaper with manual rake    | 3.4               | 2             | —                   | 7                                      | —                         | 5                                  | —                         |
| Beet lifter                | 1.7               | 2             | 9                   | —                                      | 13                        | —2                                 | 4                         |
| Tedder                     | 7                 | 1             | —                   | —                                      | 14                        | —1                                 | 14                        |
| Horse-drawn rake with seat | 6                 | 1             | —                   | —                                      | 4.8                       | —1                                 | 4.8                       |
| ditto without seat         | 4.5               | 1             | —                   | —                                      | 3.6                       | —1                                 | 3.6                       |

“With the exception of the seed drill, which is used in the spring and autumn seasons, and the manure spreader, which requires a roughly similar application of labour, all the machines, therefore, show a saving of labour, as compared with manual operations” (p. 38).

especially the cultivator (very important)

and the reaper—which is why it is used with the binder, even if it is more expensive (there are few hands during the harvesting!). The same goes for the steam plough.

“All the above-mentioned machines have the advantage of making the farmer more independent of the demand for labour. He can oppose the excessive wage demands at whose mercy he would otherwise have been placed without being able to offer any resistance, and, what is much more important, he can perform operations for which he would otherwise not have found any labour at all” (p. 40).

The manure spreader works better, more evenly, than the unskilled labourer.

The seed drill *helps to save* seed stock.

“The milk separator is also one of those machines which yield a qualitative performance coefficient unattainable under manual labour” (p. 41). In 1900, Germany had 2,841 dairy co-operatives.

The 1895 statistics show furthermore that it was the peasant farms that led in the absolute number of participants in them, whereas the large farms, at any rate, are still very far ahead in proportion to their total.

“Participation in dairy co-operatives or amalgamated dairies” (p. 41)

|                 | farms  | percentage of each group |
|-----------------|--------|--------------------------|
| under 2 ha      | 10,300 | 0.3                      |
| 2 to 5 ha       | 31,819 | 3.1                      |
| 5 to 20 ha      | 53,597 | 5.4                      |
| 20 to 100 ha    | 43,561 | 15.4                     |
| 100 ha and over | 8,805  | 35.1                     |

“However, the relatively insignificant participation of the small farms in dairy co-operatives is partly due to the fact that they are mostly situated on the immediate outskirts of towns and sell more of their milk than large farms to urban buyers, without processing it” (p. 41).

!?

The thresher leads to a substitution of *free labourers* for indentured day labourers who do the threshing (p. 42) (cf. Max Weber). Payment in kind is supplanted by payment *in cash*—“as a result of which even the smaller holder becomes more depend-

N.B. ent on ready cash than ever before.... Such are the socially unfavourable consequences of the introduction of the thresher” (p. 42).

Agricultural machines demand more intelligent workers (as compared to the industrial??)...

#### Chapter IV. “*Electricity in Agriculture*”.

The author finds the expectations of Kautsky and Pringsheim exaggerated, gives two examples of *actual* use of electricity (on royal estates in 1895-96), contests one calculation, obtaining a higher cost of production instead of the lower one (inferred by the author of a report on the royal estates) and says that “electrification of farming is not yet able to yield any considerable reduction of costs, although it does provide all sorts of conveniences and comforts for the performance of operations” (p. 51).

Is it cheaper for the big farms? Not much, for the motors in agriculture are all too small.

The substitution of electric motors for field machines (Pringsheim) is a realm of speculation.

Finale:

“The production of electric power will remain cheapest at the big central stations, with which the small farmer can just as easily obtain a connection as the big one. The advantages secured by the latter from a somewhat better use of motors and any possible small rebate that he may be given will be insignificant. That is why any shift of social relations to the detriment of small farming should not be expected” (p. 54).

#### Chapter V. “*Machinery in North-American Agriculture*”

The limit of the economic usefulness of machines is (must be) even lower, because wages are higher.

There is the most rapid growth of *medium* farms (George K. Holmes on the progress of American agriculture in *Yearbook of the United States Department of Agriculture*, 1899).

(320 acres = 128 ha is taken to be a medium farm,) (because the whole of farming is extensive: p. 58.)

There is nowhere any swallowing up of the small by the big (p. 62), machines cannot give the big farms the edge they do in industry (p. 63).

The farms will be increasingly smaller with the growth of intensiveness.

The small farms have the same machines as the big ones.

Example: 300-320 acres      1 plough      1 disc      1 seed  
                                          with seat      harrow      drill  
                  and 6,500 acres      22 "      32 "      10 "  
 etc. (Fischer sees no advantages from diversified machinery!)

“Thus, large-scale farming there does not obtain any advantages from the use of machinery” (p. 59)?

The small holder is more careful, more painstaking, he saves the \$100 which the big farmer pays to his labourers as a bonus for the best cultivated lots, etc. (p. 59). !!

The large wheat farms, with very extensive farming, are to be found only in North Dakota.

Greater use? (156 acres per binder in one case, and 65 acres, on a small farm), but that is “only little” ?!

*Final conclusions* (pp. 64-66)

...the machines are used mostly because of the labour shortage; more and more are being introduced on the small farms

% increase from 1882 to 1895 (p. 65)

|             | Steam<br>ploughs | Seed<br>drills | Reapers | Steam<br>threshers | Other<br>threshers |
|-------------|------------------|----------------|---------|--------------------|--------------------|
| under 2 ha  | 33               | 211            | 410     | 733                | 145                |
| 2- 5 ha     | 257              | 187            | 669     | 414                | 187                |
| 5- 20 ha    | 171              | 226            | 352     | 214                | 130                |
| 20- 100 ha  | 201              | 169            | 83      | 160                | 57                 |
| over 100 ha | 87               | 76             | 9       | 83                 | 1                  |

ha-ha! | “This comparison shows that the percentage  
increase in the number of farms using machinery  
among the small farms ... is considerably greater  
than among the big ones....”  
...These figures best of all prove (!?) that machin-  
ery in agriculture is not at all a domain of the big  
farms (p. 66), for there is a rapid growth in the  
understanding of its importance and the possi-  
Sic! | bility of its use even on the parcel farms.

Written in 1902

First printed in the  
Fourth Russian edition  
of the *Collected Works*

Printed from the original

---



**NOTE ON P. TUROT'S BOOK,  
*AGRICULTURAL INQUIRY*  
 1866-1870<sup>94</sup>**

Paul Turot, *Enquête agricole de 1866-1870, resumée par...*  
 Paris 1877.

The Inquiry consisted of 33 volumes, which were not on sale. The first 4 volumes gave a general summary of which a resume was made by Mr. Turot. Although his work has been “crowned” with a gold medal, it is on the lowest possible level. It is not a summary of the Inquiry data, but a summary of the “data on the decisions” of the central commission in charge of the Inquiry. And its decisions are such, for instance, as that machinery should be imported duty-free, that inventors must be rewarded (pp. 84-87: no data at all on the use of machinery!!),—that labour cards, should not be introduced (pp. 81-84), etc. The rest of the chapters can be judged from the content of this, “Chapter III. Wages. Piece Work” (content—nil).

No wonder its pages remain uncut (at the British Museum).

Written not earlier than April 1902-  
 not later than April 1903

First printed in the  
 Fourth Russian edition  
 of the *Collected Works*

Printed from the original

REMARKS ON H. BAUDRILLART'S BOOK,  
*THE AGRICULTURAL POPULATION  
OF FRANCE.*  
PART III.  
*THE POPULATION OF THE SOUTH*<sup>95</sup>

*Baudrillart* (Henri), *Les populations agricoles de la France*.  
3-me série. *Les populations du Midi*. Paris 1893.

Only some small notes can be made while looking through this book, which is, written in the same style and spirit as the earlier volumes.

*Les bouches-du-Rhône*. The city of Marseilles. Very superficial description of agriculture. Note is made of the common practice of *share-cropping* (métayer, *méger*). Among others: le comte de Tourdonnet, *Etude sur le métayage en France*\* (without any indication of time or place).

For example. "...The peasant farmers, who share the status of small holder and rural labourer, are fairly well off"—for instance, outlays are 510 francs (husband + wife), receipts = 850 francs. "Consequently, a household is able (!!!) to live in a comfortable (!) manner, having 500 francs and making savings" (!!). That's Baudrillart all over!

Pp. 267-69 on "the solidarity" of agriculture (at Hérault) and industry (cloth manufacture)—for instance, the factory at Villeneuve (100 men + 300 women). The same line of employers since 1792 (Maistre), the workers are at the factory all their lives, "Christian" spirit in the master's

---

\* Count de Tourdonnet, *An Essay on Share-cropping in France*.—Ed.

---

attitude to his workers. The owner of the factory “runs” it through “a small commune, with the aid of the municipal council which has sprung from its midst [of the factory management]”, etc. Such is Baudrillart! Volume Three especially appears to be incredibly dry, monotonous, matter-of-fact and *absolutely empty*. It is quite impossible and unnecessary to read the meanderings of this “titled old man”, and only “critics” of the Bulgakov stripe can take such a writer seriously.

Written not earlier than 1901-  
not later than January 1903

First published in 1938  
in *Lenin Miscellany XXXII*

Printed from the original

---

## REMARKS ON É. COULET'S BOOK

*Élie Coulet, Le mouvement syndical et coopératif dans l'agriculture française. La fédération agricole (thèse pour le doctorat). Montpellier 1898.\**

[Contains a bibliography; there are indications of rural labourers being expelled by the syndicates; not a Socialist but *appears* to be a “Katheder”, judging from a bird’s-eye view. Rouanet’s source. There seems to be some pretty interesting data there,]

Written before February 10 (23), 1903

First published in 1938  
in *Lenin Miscellany XXXII*

Printed from the original

---

\* *The Syndicalist and Co-operative Movement in French Agriculture. The Agricultural Federation. (Doctoral thesis.)—Ed.*

**REMARKS ON G. ROUANET'S ARTICLE,  
"ON THE DANGER AND THE FUTURE  
OF AGRICULTURAL SYNDICATES"**

*Revue socialiste*\*) (Vol. 29) February 1899  
(pp. 219-37)

(Revue économique. "Du danger et de l'avenir des syndicats agricoles" par *M. Gustave Rouanet*.)

quotes Rocquigny, p. 42 in *Les syndicats agricoles*<sup>96</sup>

*G. Rouanet's* article was written on *Élie Coulet's* book.<sup>97</sup>

*G. Rouanet* slights the "syndicates" as the handiwork of the "agrarian party"—they consist *mainly* of large and middle landowners; their efforts in favour of the *labourers are ridiculously insignificant*; their aim: a landowners' trust, an association for marketing farm produce; their political programme: the interests of the big landowners, who are leading all this movement, carrying the small farmers and labourers with them, and whose goal is to establish complete domination of the state by the big landowners' party.

Like all trusts, the syndicates are working assiduously in favour of socialism.

Out of 1,391 syndicates with 438,596 members (1897) were established:

|      |                                                                  |
|------|------------------------------------------------------------------|
| N.B. | "societies against accidents at work: <i>one</i> ; orphan-       |
|      | ages— <i>one</i> ; employment agencies and offices: <i>thir-</i> |
|      | <i>teen</i> ; courts of arbitration, reconciliation chambers:    |
|      | <i>three</i> ; societies for aid to manual labour: <i>two</i> ;  |
| N.B. | aid in kind (gifts of things to children)— <i>one</i> ; aid      |

---

\*) Manager: *M. Rodolphe Simon*. (78 Passage Choiseul, Paris) 1 franc an issue. Free: contents since 1885.

|| in supply of implements (service for the hire of tools and farming implements): *two*” (p. 225) and Rouanet ridicules Deschanel.<sup>98</sup>

Rouanet repeatedly quotes Rocquigny, mentioning by the way that his *democratie rurale* = 300,000 large land-owners!! (p. 231).

Written before February 10 (23),  
1903

First published in 1938  
in *Lenin Miscellany XXXII*

Printed from the original

---

## ANALYSIS OF DATA FROM NOSSIG'S BOOK<sup>99</sup>

*Nossig* (*Revision des Sozialismus*. Band II. *Die moderne Agrarfrage*\*) gives the following interesting data on restoring soil fertility.

*Grandeau* (manager of the Station agronomique de l'Est) believes that there are 25 million ha of farmland in *France*

taken from the land annually: given

|                 | metric tons | same             |                                                                                               |
|-----------------|-------------|------------------|-----------------------------------------------------------------------------------------------|
|                 |             | <i>thousands</i> |                                                                                               |
| Nitrogen        | 613,000     | 285              | } fertilisers produced<br>by 49 million head<br>of cattle (according<br>to Tisserand)         |
| Phosphoric acid | 298,000     | 147              |                                                                                               |
| Potash          | 827,000     | 549              |                                                                                               |
|                 | —           | +                |                                                                                               |
|                 |             |                  | { That is the total<br>cattle, but not all<br>should be reckoned in<br>terms of fertiliser! } |

i.e., *the deficit averages about 50 per cent!* (p. 101)

And the artificial fertilisers do not, by a long shot, make up for all that is taken from the soil.

In Britain, an average of 1.9 million centners of phosphoric acid is taken from the soil, while *guano* and *bone fertiliser* cover only *one-half* (p. 109).

Thus, only the private owners, and not the land, have benefited from intensive agriculture with the use of artificial fertilisers (p. 109).

It is now being recognised that mineral and artificial fertilisers alone are not enough.

---

\* *Revision of Socialism*, Vol. II, *The Contemporary Agrarian Question*.—Ed.

In the past, they wanted to substitute them

(p. 111) by 125 kg of phosphoric acid  
 +60 kg of nitrogen  
 +60 kg of potash

It is now recognised that mineral fertilisers alone tend to dry up the soil, and that an addition of manure is also necessary.

Grandeau believes that out of 60,000 kg there must be at least

20,000 kg of natural fertiliser.

---

Grandeau: *Annales de la Station agronomique de l'Est*.  
 Déherain: *Les plantes de grande culture*\*  
 especially pp. 27-29 (also 188-93).

---

{ The result arrived at by Nossig (who makes use of the  
 { latest agronomical data, and cites Grandeau, Déherain,  
 { Wollny, Hellriegel, Dünckelberg, Cohn, and many others)  
 is that even intensive farming frequently comes to *plun-*  
*dering the soil.*

It increases yields temporarily, but fails to bring about a long-term and stable increase in soil fertility.

( Human fertilisers must also be returned to the land  
 (pp. 102, 108, 112).

Written before February 10 (23), 1903

First published in 1932  
 in *Lenin Miscellany XIX*

Printed from the original

---

\* Grandeau, *Annals of the East Agronomic Station*; Déherain, *Major Crop Plants*.—Ed.



CRITICAL REMARKS ON E. DAVID'S BOOK,  
*SOCIALISM AND AGRICULTURE*<sup>100</sup>

## A

David.

- 20                    Marxism has “simply” “applied” the laws  
of industry to agriculture.
- 23                    A reference to “*The Peasant Barbarians*”.\*
- 28                    “Success” (of agitation among peasants for  
Marxist programme) = zero.

typical narrow-mindedness of the  
opportunist: he starts out with the  
International resolutions, instead of  
a theoretical analysis.

{ The *Communist Manifesto* is ignored.  
  Utopian socialism as well  
  and Sismondi, etc. }

- 33                    Engels's Prefatory Note to the *Peasant  
War* left out
- 33                    In Vol. I Marx gives very little attention  
to agriculture.
- 36                    Improvement of the peasants' condition  
in the third quarter of the 19th century  
                          ( clay floors, etc., have  
                          disappeared  
                          south and west.                    )
- 43                    “*The peasantry*” on “the upgrade”  
(and not the peasant bourgeoisie??)  
Engels in 1894<sup>101</sup>—“das Heitere”— he  
Rettungsvorschläge —“unheilbarer” got  
Widerspruch” (Absturz ersparen)\*\* it!

\* See pp. 111-15.—*Ed.*

\*\* What Lenin meant was the following statement by David: “The funny thing (das Heitere) is that Engels, while pointing to the peasant's absolutely hopeless condition (absoluten Rettungslosigkeit des Bauern), puts forward

- 49 A "**heavy blow**" at the Marxist doctrine:  
1895 census, the *advance* of the middle  
peasantry.
- 49 Note. *Definition* of the **small farm** =  
without *permanent* employment of outside  
labour and without collateral employment  
below: dwarf farms  
above: medium farms (the owner also works)  
big farms (owner's *supervision*)
- 51 1895 census: **supplanting of large-**  
**scale by small-scale production(!)**
- 52 Kautsky's *Agrarian Question*—"desperate  
attempt"
- 52: the question of landed property—...  
in Vol. II
- 53 *Hertz* annihilated Kautsky. Bernstein
- 56 *Small-scale* production is superior in the  
*intensive* branches: the transition to inten-  
sive farming calls for *small-scale* production  
(=without hired labour !!?? cf. 49)).
- 57 Science *must* stand *above* parties—  
Sering, Conrad for the *small farm*
- 59 The peasant *prepares socialism*  
*after his own fashion: co-ope-*  
**ratives** ("während die marxistischen Theore-  
tiker" etc.) (die Wege ... dem Sozialismus)\*  
—*Producers'* co-operatives: "a compromise  
between the principles of association and  
individualism"  
—"not socialist forms as yet"  
—far from it. But even less—"transition  
to capitalism" (K. Kautsky).
- 60 ||—"mighty burgeonings of the process of  
socialisation" (= co-operatives)

a proposal for his salvation (Rettungsvorschläge)", a proposal "to spare the peasant this downfall (Absturz ersparen)" ... These proposals are in "irreconcilable contradiction (unheilbarer Widerspruch)" with Engels's views on the future of the small peasants.—*Ed.*

\* In full, David's sentence runs as follows: "While the Marxist theorists (Während die marxistischen Theoretiker) were trying to make socialism plausible and palatable for the peasant in their own manner, the peasant himself worked energetically to pave the way for socialism after his own fashion (die Wege ... dem Sozialismus)."—*Ed.*

- 61 ... *Chapter I. "Essential Distinction"* ...
- 66 *Concentration* ... absolutely lacking.... (1895 census!!)
- 70 ... industry—*mechanical process, agriculture—organic process* (= **essence!**)  
**Wrong.** {ferment, etc.}  
 (1) no continuity;  
 (2) change of operations;  
 (3) territorial change. (Change in place of work);  
 (4) pace of work determined by nature;  
 (5) roomy working premises;  
 (6) production of manure—(no analogy!);  
 (7) there can be only a slow increase in the quantity of produce.
- 77 “nutrition (sic!), reproduction, care, protection” of vegetable and animal organisms: small farm not inferior, but often superior empty talk on the “*conservatism of nature*” (!!)
- 77 —in connection with this the “*law of diminishing returns*” (!)  
 (“misunderstood, but basically the right idea”).

### *Simple co-operation*

- 82 “Neighbourly help” to the peasant (ha-ha!). It is (not need as such but) the example of the neighbours that impels the small peasant to *tireless effort*!!!
- 84 Marx, “incidentally”??? “**absolutely fails to see**” (nonsense) that capitalism causes supervision owing to the labourer’s resistance. (And gives quotations from Marx!)
- 86 **Hubert Auhagen** (N.B.)—“instructive study”  
 cultivation of fields better on the small farm.

- 88 The big farm gets a worse job done and  
*pays more for it!*
- 89 Against agricultural training ... *the peas-*  
*ant learns from childhood!!!*
- 90 Of course, *there is a lot of backwardness,*  
but then *most* of the big farms are not  
model ones either!!
- 92 (An example of dodging!)  
“Critical moments.” Marx is not right:  
there’s a shortage of labour there. (He got  
it!!)
- 92 The peasant has > manpower per } (“advan-  
area, the greatest intensity, etc., } tages”)  
feverish work
- 94 *Simple co-operation does not allow large-*  
*scale production to attain the same results*  
*as the peasant community with the same*  
*labour reserve* (Nonsense!!)
- 95 A “normal” family (6-4 persons) is mostly  
sufficient ... —ha-ha! Help” (“Ausbitten”)
- 97-99 *Saving of means of production on the big*  
*farm. Not a single fact!*
- 101 *In general* the big farm *obtains* > from the  
land...
- 107 *Rentengutsbildung\** in Prussia ... *are to be*  
*welcomed in principle* ... (Sic!!) ... (Sic!!)  
(Sering ... is quite right ...) ... a greater  
quantity of labour for the remaining  
estate owners...
- 109 and 110 *The small one builds cheaper*  
(David’s italics)—“Advantage” (*A u h a-*  
*gen*)  
—“personal participation rules out high  
cost and jerry-building”  
(very nice, indeed!)
- 113 *Stumpfe*: “the smaller the farm, the  
higher the rent”...
- 114 *Saving of implements* (on big farms) is >

---

\* See Note 18.—Ed.

- than made up by the “*painstaking care*”  
 (“repairs done personally”!!) (lovely!)  
*Stumpfe*; (“...no rakes for 6 years...”) *Auhagen*
- 117 The commercial advantages of the big farm? The small farmer sells to *consumers* (Sic!)
- 117-118 Conclusion: the *advantages* (of co-operation and savings on implements, etc.) are than balanced out by the *disadvantages* (ha-ha!)  
 Simple co-operation does not give the big farms any advantage at all....
- Chapter III. Division of Labour*
- Cropping and livestock farming resist radical (!! specialisation.)
- That is why David ignores *greater*, not “radical” specialisation in large-scale farming
- 141 On the *big farms*, livestock is neglected  
 The opposite on the *peasant farm*... (Denmark).
- 146 (145 and a welter of reasoning of every kind:)  
 the peasant’s “personal stake”.
- 149 There is nothing more absurd than to imagine that the peasant is stupid: *diverse labour*, etc.
- 152 On the whole, it is the small farm that *prosper*s in gardening. (Very characteristic! “figures”!!) (Precisely!!) (lovely!)
- 155 [**only** 6% over 2 ha]  
 Agriculture rules out the Nacheinander being transformed into “Nebeneinander” (wrong!)

- 159 On the big farm there are no differentiated tools (wrong)
- 170 Marx on machinery in agriculture (Vol. I)... “applies without hesitation”....
- 173 Does not deny the advantages of combining agricultural production with industries, *but* this is not of general importance (!!!)
- 178 Thresher. (Cheaper and better. Bensing (p. 175).) More often on the big farms. (The small ones frequently have nothing to thresh!!! Funny character.) “Technically” there is nothing to prevent the small ones as well (!!!)
- 181 Steam plough *has not yet supplanted a single small farm* that’s audacious!
- 183 ***Deep ploughing*** ... not only with the use of the steam plough pathetic dodge!
- 185 The steam plough is not a universal plough very novel!
- 191 K. Kautsky’s “fantastic notions” about the steam plough (where?? charlatan).
- 192-193 *Hand and Machine Labor\**—The machine is *cheaper*.
- 201 Electricity is also within reach of the *small* (dodges!)
- 207 There has been no sort of revolution from the electric plough (his wit is on the petty dullard level)
- 209 A reference to *Fischer* (that the machine is not a threat to the small holder)....
- 221 ||| “On the small-peasant farm, the *cow* is the *ideal*, i.e., the cheapest and most rationally used draught animal” (N.B. N.B.) }

---

\* See pp. 282-86.—*Ed.*

- || some muscular activity out in the fresh }  
 air is beneficial.... }  
 ...better feeding [Manilovism!<sup>102</sup>]  
*cheap* and again: }  
***Auhagen*** (without any mention of  
*shallower* ploughing!)  
 239 Seed drill “*quite accessible*”  
 [Growth of small figures!] (Swindler).  
 246 ...Reaping machines ... can be introduced  
 250-253 ***Conclusions*** on machinery. A series of  
**swindles. *Big farm not mechanical!***  
 Advantage not great (*one* example from  
 Fischer, and nothing about the others!!)  
 Does not give any increase in products.  
 [A lie: *con Bensing*]  
 257-258 What *absolutely* tends to *paralyse*  
 the effect of the agricultural machine in sup-  
 planting hand labour ... intensiveness tends  
 to create much more hand labour than  
 that supplanted by the agricultural ma-  
 chines.  
 A funny character: he has failed to  
 think through the  $\frac{c}{v}$  !!  
 262 **only** (??) the transition to extensive farming  
 brings about a redundancy of agricultural  
 labour.  
 265 Decline of rent in Britain=*depreciation of*  
*the nation's land*.  
 267 Agricultural machines do not result in  
*automatic operations*?  
 Reaper?  
 271 The agricultural machine is *not* at all  
*to blame* for *female* and *child* labour (?)  
 281 The “machinomaniacs” notwithstanding,  
 there has been no reduction in hard me-  
 chanical labour  
 Reactionary, Why? Slaves are cheap

- 284-285 Child labour: the small-peasant farm offers the **most favourable condition**.  
(Scoundrel)
- { 282 physical labour will remain } an opportu-  
{ 288 such (and not pleasure) } nists idea  
—“many millions will have of the  
to take up mechanical future!  
labour as an occupation”
- 292 Labour protection and child protection—at the expense of the big farm....
- “Saving on high wages”—that’s forgotten!!! Cf. Bulgakov
- 301 Lengthening of the working day by the machine v.s.\*  
**nirgends** very bold ....
- 299 the labourers’ movement in East Prussia....  
“isolation” of the countryside
- 323 Condition of labourers in East Prussia.  
Not the small farms, but the *big* ones manage to survive only by making use of the labourer’s need....
- 325 The agricultural labourer cannot understand *how the big farm can be more paying than the small one*. Sic!
- 327 **Producers’ co-operatives** in the country? Ideal?
- He has *confused* them with associations in the commodity economy. Cf. 328: corn tariffs would have been demanded.
- 328 *Rising to the small peasantry!* (“‘Heaven forbid!’ the orthodox Marxist will say.”)

---

\* The words beginning with v.s. are not clear. David says: “Nowhere (nirgends) was anything heard about the use of agricultural machines lengthening the working day”.—*Ed.*



- 342-343 “Intensive (deep... p. 344) mechanical cultivation of the soil” (to conserve the heat)... Small farm???
- 352 Deep ploughing ... not *always*, must be “*reasonably applied*”
- 352-355 The bigger the farm, the harder it is to have efficient supervision—but the small peasant—*heart and mind!*
- 357 Melioration. Small farm???
- 360 The small holder *likewise* participates in melioration. Downright lie!
- 362 By no means is melioration confined to the big farm....  
                                                             figures *without % to group!*  
 “Whence it is sufficiently clear...”  
 Artificial fertilisers.  
*The small farmer has > practical knowledge* ha-ha!  
 ————— takes more care  
 ————— “nothing in the way...”
- 415-417 The smaller the farm, the more feasible ( ? is harmony (in the sense of fertiliser) and the *raising* of fertility
- 417 Combination of parcel agriculture and industrial work—“*harmonious life*”... change of occupations, etc. (“Narodniks”)
- 420 Abolition of antithesis between town and country ... “only” it will take **centuries** (Merci!)
- 424 *The small farmer has > livestock per ha—hence manure....*
- Simple!
- 427 ...“solid holding”: extolled by David ... “gives an interest”...

- 428 —“Idealist or ass!” characteristic ... hm!  
 429 “Illusion” about the supplanting of proprietary farming by leasehold farming.

### Chapter VIII

- 439 Introduction of > diverse plants in Europe, especially in the 19th century—*small farm?*
- 440-441 Selection and cultivation of improved varieties. — — — Small farm?
- 455 Grain cleaning. “The modern grain cleaner, etc.”  
       ”       ”       *Small farm?*
- 456       ”       ”       Painstaking work *on those long winter evenings!!!* “The small farm has a *decided* advantage.”
- 459 *Crop rotation* is one of the most effective ways of combating weeds.... **Small farm?**
- 463 ... the interested eye.... — — —
- 465 Fighting harmful insects and animals—care of plants, etc.
- 466 *The big farm cannot obtain the advantages which the small holder, cultivating the land himself, has by reason of his very status in all these operations* (killing of insects, protection of plants, etc.). (David’s italics.)  
 ||| It is true that today, because of the ignorance of their owners, many small farms present a still sadder sight than the big ones. However, ignorance is in no sense the specific, *organic* flaw of the small farm” (David’s italics).  
 ||| The whole of David is there!
- 479 Livestock breeding. Cf. the weight of horned cattle.
- 480 *Growth of average weight—on the small farm??*

- 481 “It is the **regions** with the small- and middle-peasant farms that are at the head of livestock breeding organisations”  
 (is that all!)
- 486 The small farms breed the livestock and the big ones utilise it cf. V. V.<sup>103</sup>
- 490 Supply animals ... with clean straw in sufficient quantities.— — — — —  
 Small farm?
- 494-495 *Stumpfe*: peasants are the best livestock breeders.
- 504 Around 1850-80 (p. 503) )) N.B.  
(cf. p. 36)  
*thatched roofs* disappeared in the southern part of Germany, better stables, etc., etc., were built.
- 509 Repair work... }} well,  
of  
course!  
 The peasant does not pay, he does the repairs himself.... That saves the peasant many a thaler.
- 511 It is not true that “the cottage industry” is “a normal supplement” (Marx) } this is  
interesting!  
Con  
Narodniks!  
 “not true in any case”
- 512 (and 518) “The **lowest** (!) (which then is the “highest” ???) area limit for the *small farm* is a plot which provides **sufficient**!! work and normal sustenance to the members of the independent farming peasant family.”  
sufficient! that’s extremely rare

Care must be taken not to confuse these with the *dwarf holdings*—which are *below* these limits ... otherwise the question will be merely confounded (!!)  
 It’s a home truth that people who have not enough land ... need another occupation....

- 513 Reduction of minimum size of area ... under the influence of intensification. **Hecht** 513-516, *special note 516*
- (Optimist)
- 518 The rural handicraftsmen belong to the army of *industrial workers*  
 “*The independent farming peasant belongs to another economic category*” (true!! But *which* category, my dear David?)
- 528 Kautsky’s “totally groundless assertion” that the sugar industry is a classical example of the agricultural big industry and % ... of the total } charlatan!
- “This requires no further comment”—precisely!
- 528-529 “...All the advantages that the big farm has because of better or cheaper power and tools are more than made up by painstaking effort on the small farm” (“(Gist”))
- 529 Not “*dependence*” (of the peasant on the sugar refinery); but “*organisation*”—!
- 531 Figures on industrial enterprises: *the fool has copied them without understanding them.*
- 532 “The vast majority of enterprises processing farm produce are connected with *small farms*” Downright distortion!
- 533-534 There is no industrialisation—*on the contrary* (!!),—with Kautsky it’s only “St. Hegel”, “the good old dialectical process”.
- 539 Co-operation—*a transforming force; producers’ co-operatives—a new economic principle of co-operation.*
- 540 *The making of milk products is developing most vigorously — —*
- 541-542 Denmark ... “sound” division of labour ... (546 cf. trusts)

550-551 In Denmark in 1898 179,740 cow houses  
 30 and > cows 7,544 = 4%  
 10-29 " 49,371 = 27.82%  
 < 10 " 122,589 = 68.97% incl. 1-3 head  
 70,218 = 39.85% c.  
 (???) 179,504 100.79 (??)  
 hence:

|                  |       |           |
|------------------|-------|-----------|
|                  | c.    |           |
| 7,500 (30 and >) | × 30  | = 225,000 |
| 49,400 (10-29)   | × 11  | = 536,000 |
| 52,400 (4-9)     | × 5   | = 250,000 |
| 70,200 (1-3)     | × 1.5 | = 100,000 |
| 179,500          |       | 1,111,000 |

Out of 1,111,000 milch cows—about 900,000 are in co-operative dairies.  
 i.e., 33% have about 75%!!!

555 ***Jibes over the sale of milk worsening nutrition—What a bore!***

556 Note: *B a n g—the peasant eats better than the worker.*

560 The small farmer has more staying power in face of the crisis: “*the small ones can more easily stint themselves to the extreme*”

561 Dairy co-operatives—“far from being a socialist phenomenon” are *however* “even less” “purely capitalistic”.

569 (Trusts)—with corn, milk, etc. David compares them with trade unions (“no objections can be produced”) N.B.

573 France—highly developed co-operatives.  
 576 *Danish peasant + English worker* (direct marketing) ((oh, what a bore!

581 The two sections of the co-operative world—peasants and workers—are winning ground from the *capitalist entrepreneurs* )!

586 British consumer societies have abandoned the idea of *collectivising peasantry* in agriculture

- 588 against “theoretical optimists”!! (personal interests, etc.!)  
 592 Credit co-operatives—death to the *usurer* (con *Marxism*!!)  
 || The “creative power” of the co-operative idea has led the Marxist doctrine on the “necessary ruin” of the peasant ad absurdum. ||  
 598 Full implementation of consumers’ co-operatives will rid the peasant of *capitalist middlemen*.  
 (The root of David’s mistake lies in the fact that he confounds release from middlemen and traders with release from *capital*.  
 601 “A *pooling of the interests of the farmers and the industrial workers*” (David’s italics).  
 604 —Associations of peasants and consumers’ societies of workers—a *cell of the organisation system* ((à la trusts, of course))  
 611 “Law” of diminishing returns—the *distinction between mechanical and organic production culminates in it!!* of tremendous importance  
 614 Turgot (cf. “art can do no more”)  
 615 (1) only from a definite level of intensiveness does the income (per outlay) decline  
 (2) the law says *nothing* about transition from one scientific-technical stage to another. (*At one stage only*).  
 617 J. S. Mill—“basically right”....  
 619 *Marx* disdains the *great truth which lies at the root of the soil fertility law*....  
 620 — — His excursus into the history of economy is *false*  
 621 *Marx* contradicts himself in *Capital* III, 2,277— (This David is an ass)  
 626 Rent ... from the land...!!!

635 *Division of labour ... has no part to play ...*  
in agriculture

that's audacious! a specimen of his garbling!

637 ...there is no arbitrary decupling (of  
labour)...

643 In Germany (some big farms) have *doubled*  
their crops in 100 years (France 10.<sub>2</sub>-15.<sub>8</sub>  
hectolitres)

644 Productivity has not *doubled* ("definitely  
not") (more outlays, fertilisers, etc.)

644 Higher productivity—productivity of *la-*  
*bour*, Mr. David? probably > than double!  
What has that got to do with the growth  
of outlays on C??\* Marvellous economist!  
there is no doubt at all ... the natural  
expenditure of *living* human labour  
has increased

that's bold

reference: costs of production!!!—

ha-ha!

644 Productivity has increased but on a more  
modest scale than in industry

645 1) *nature is conservative*  
2) limited effect of labour-saving inventions.  
"With the growth of intensiveness, ma-  
chine labour gives way *percentage-wise* (!)  
to manual labour" ( $\frac{C}{V}$  ?)

654 In *organic* production, machinism and the  
growing mass of products are in antago-  
nism to each other" (!!)

"the higher the intensiveness, the less  
machine labour there is."

655 *M. Hecht*—"typical" (his data) (!)

\* C—constant capital.—*Ed.*

- 656 Bang in *Neue Zeit*: greater income with smaller size (*rise* in the category of independent farmers).
- 659 (Fischer:) the big farmer pays the labourers a reward for good work. "The small holder saves on this."
- 660 In agriculture, there is a tendency towards a reduction in *hired labour* and an **increase** in the farmer's *own labour*.
- 667 The law of diminishing returns leads to an extension of the area under crop throughout the world (overseas competition)
- 670 Growth in the *weight* of livestock.
- 674 The small farmers have more cattle.
- 683 The Social-Democrats stand for the all-round boosting, etc., of *peasant farming*.
- 687 Marxism is inapplicable (to agriculture).
- 699 *Transformation of big farms into small-peasant farms.*
- 700 Against agricultural associations' of rural labourers (cf. producers' associations!!)
- 701 *Producers' co-operatives* are a compromise **between the individualist and the associative economic principles.**
- 701 The small peasant's work "contains more ideas"...
- 701 A fusion of society's supreme property right and the individual's usufruct...
- 703 A fusion of the small peasants and the rural labourers....

Written in March-April 1903

First published in 1932  
in *Lenin Miscellany XIX*

Printed from the original



## B

From *David*:

- p. 109: "The small holder builds at lower cost than the big one." He works himself. "This advantage" (sic!) also applies to the maintenance of buildings.
- p. 115 (from Auhagen): the small farmer bought no cart for 22 years (the big one wears out his in 10-12 years and sells it to the blacksmith) ...
- p. 152: On the whole, it is the small farm that *prosper* (!) in gardening as in agriculture."

|| N.B. cf. statistics

- 221: "On the small-peasant farm, the *cow* is the ideal, i.e., the cheapest and most rationally used draught animal" (!!)

{ pp. 528-529-532. Sleight-of-hand à la Bulgakov, namely, that the small farm is more often combined with beet sugar and potato production.

550-551. Denmark ((and the cover))

- 424: The small farm has *twice* as much cattle per *ha* than the big one. (Cf. Drechsler<sup>104</sup>.)

Written in March-April 1903

First published in 1938  
in *Lenin Miscellany XXXI*

Printed from the original

**EXTRACTS FROM THE BOOK,  
*HAND AND MACHINE LABOR***

*Hand and Machine Labor* (Thirteenth Annual Report of the Commissioner of Labor, 1898, Vols. I and II, Wash., 1899.<sup>105</sup>)

[A very interesting and original work, invaluable on the question of hand and machine production. Quantity of working time, the number of operations and the number of different workers in hand and machine labor, and also labor costs are compared by article produced or work accomplished ("unit"—altogether 672 units). In each unit the same data are given separately for each operation. Unfortunately, the data are excessively fragmented, and there is no attempt to summarise, or to give any general numerical, even if only approximate, conclusions.

cf. p. 93: the general conclusion on agriculture:

"The aggregates presented by these 27 units necessarily vary very much with the crop produced, and the gains made by the supplanting of primitive methods by modern ones are quite different in different instances. With the exception noted in unit 22 there is a gain in each case, and in some instances, as in units 3 and 26, it is very large, though of course not comparable with those found in the manufacturing industries. An average deduced from the 27 units here reported shows that one man with the improved machinery in use to-day can cultivate and harvest nearly twice as large a crop as was possible under the primitive method."

(These 27 units—production of apple trees, wheat, cotton, barley, berries, tobacco, potatoes, etc. In Volume One, each unit is divided into operations.)

*In general*, the number of operations is much greater in machine production (division of labour! e.g., boots and shoes: 45-102 operations in hand production, and 84-173 in machine production), but in agriculture it may sometimes (perhaps more often) be *vice versa*). Reason: the combination of several operations in machine production. E.g., unit 27, wheat, 20 bushels (1 acre).

Hand method 8 operations  
 machine " —5 "

*hand*: ( motive power  
ox and hand )

Ia—breaking ground

Ib—sowing seed

Ic—pulverising topsoil and cover-  
 ing seed

*machine*:

I—breaking ground, sowing and  
 covering seed, and pulverising top-  
 soil (gangplow, seeder, and harrow  
 —motive power: steam).

See examples on separate sheet.\*

{ 1597 pp.  
 in the two  
 volumes }

Information on separate operations is an excellent illustration of the *division of labour*. A pity that no effort is made to summarise for some of the "units".

Another thing that should be done is to sum up *the number of operations* (and % of operations) with motive power *other than hands*.

There are no summaries on *average ages* of workers (and sex) under hand and machine labour.

No summaries on *wages* under hand and machine labour.

All this can (and should) be calculated by number of *units* and number of *operations*. Otherwise, there remains nothing but **examples**, illustrations.

\* See pp. 284-88.—*Ed.*

From *Hand and*  
Some examples from "Summary of

| Unit number | Name        | Description                       |         | Quantity            |
|-------------|-------------|-----------------------------------|---------|---------------------|
|             |             | Hand                              | Machine |                     |
| 2           | Apple trees | Apple trees 32 months from grafts |         | 10,000 (1 acre)     |
| 14          | Onions      | Onions                            | Onions  | 250 (1 acre) bush.  |
| 27          | Wheat       | Wheat                             | Wheat   | 20 (1 acre) (bush.) |
| 69          | Boots       | Men's cheap grade, etc.           |         | 100 pairs           |
| 91          | Bread       | 1—pound loaves bread              |         | 1,000               |
| 176         | Wheels      | Carriage wheels, etc.             |         | 1 set (4)           |
| 212         | Trousers    | Cottonade trousers, etc.          |         | 12 dozen pairs      |
| 241         | Cottonades  | apparently a grade of fabric      |         | 500 yards           |

Text (Vol. I) contains *only* explanatory notes for each unit *separately*, so that *nothing is summarised*.

(A very important thing for a *detailed* study of the division of labour in *separate* units, the role of machines in *separate* operations, the importance of workers,' skills, and the English names of these skills. But all this is rough and raw, a handbook, and no more.)

It is very important to point out that for an *adequately exact* comparison of the level of technology in the various systems of production there must be precisely a *break-down by operations*. That is the only scientific method. It would give such a great deal in application to agriculture!

The same Report, as on the previous page—Vols., VI and VII deal with the *cost of production*. Two great volumes give the most detailed figures on each of the *hundreds* of enterprises studied for production costs, materials, wages, etc., and then the cost of living with budgets, level of labour productivity, etc. Unfortunately all of this is absolutely raw stuff, and almost useless without processing (except possibly for occasional references). Strangely enough, the authors of these works make no attempt at all to summarise or draw any general conclusions, however few!

*Machine Labor*

production by hand and machine methods”:

| Year of production |                   | Different operations performed |         | Different workmen employed |         | Time worked          |                    | Labor cost (\$)   |                   | Unit number |
|--------------------|-------------------|--------------------------------|---------|----------------------------|---------|----------------------|--------------------|-------------------|-------------------|-------------|
| hand               | machine           | hand                           | machine | hand                       | machine | hour minutes         | hour minutes       | hand              | machine           |             |
| 18 $\frac{69}{71}$ | 189 $\frac{3}{5}$ | 17                             | 20      | 37                         | 125     | 1,240. <sub>4</sub>  | 870. <sub>24</sub> | 193. <sub>5</sub> | 111. <sub>6</sub> | 2           |
| 1850               | 1895              | 9                              | 10      | 28                         | 675     | 433. <sub>55</sub>   | 223. <sub>23</sub> | 30. <sub>8</sub>  | 22. <sub>3</sub>  | 14          |
| 18 $\frac{29}{30}$ | 189 $\frac{5}{6}$ | 8                              | 5       | 4                          | 10      | 64. <sub>15</sub>    | 2. <sub>58</sub>   | 3. <sub>7</sub>   | 0. <sub>7</sub>   | 27          |
| 1859               | 1895              | 83                             | 122     | 2                          | 113     | 1,436. <sub>40</sub> | 154. <sub>6</sub>  | 408. <sub>5</sub> | 35. <sub>4</sub>  | 69          |
| 1897               | 1897              | 11                             | 16      | 1                          | 12      | 28                   | 8. <sub>56</sub>   | 5. <sub>6</sub>   | 1. <sub>5</sub>   | 91          |
| 1860               | 1895              | 13                             | 30      | 2                          | 27      | 37                   | 4. <sub>23</sub>   | 9. <sub>3</sub>   | 0. <sub>7</sub>   | 176         |
| 1870               | 1895              | 6                              | 13      | 1                          | 16      | 1,440                | 148. <sub>30</sub> | 72                | 24. <sub>4</sub>  | 212         |
| 1893               | 1895              | 19                             | 43      | 3                          | 252     | 7,534. <sub>1</sub>  | 84. <sub>14</sub>  | 135. <sub>6</sub> | 6. <sub>8</sub>   | 241         |

This is from Vol. I—General table, introduction and analysis.

In Vol. II, there is nothing but tables for each *operation* in each unit. Here is a sampling of the table headings in Vol. II: 1) operation number; 2) work done (description of each operation); 3) machine, implement or tool used (in each operation separately); 4) motive power (hand, foot, horse, ox, steam, electricity, etc.); 5) persons necessary on one machine; 6) employees at work on the unit—number and sex (of the workers);—occupation (skill or shop);—age (of workers);—time worked;—pay of labour (rate per— —)—labour cost (rate by time worked or by pieces in case of piece rates).

e.g. No. 241. Hand labour: 3 housewives (only female) worked at odd hours, *50 years*; no machines.

Machine production: mostly steam frames and machines. Working 11 hours a day. Ages from 10 years (sic!) to 50 years. Both *male* and *female*.

Or No. 27 (wheat). Hand labour: hand, oxen, 4 *labourers*, 21-30 years. Plow, sickles, flails, shovels.

Machine production: gangplow, seeder, combined *reaper* and *thresher*. Steam and horse. 10 employees (all specialists: engineer, fireman, water hauler, separator man, header tender, sack sewers, sack fillers teamsters).

Let's try to take the results for 27 units (agriculture):

$\Sigma = 27$  acres of  
diverse crops

| Years     | Number of different operations |         | Number of different workers | Time worked<br><i>hrs mins</i> | Labour cost<br>\$   |
|-----------|--------------------------------|---------|-----------------------------|--------------------------------|---------------------|
|           | hand                           | machine |                             |                                |                     |
| 1829-1872 | hand                           | 304     | 366                         | 9,758                          | 1,037. <sub>5</sub> |
| 1893-1896 | machine                        | 292     | 1,439                       | 5,107                          | 597. <sub>8</sub>   |

Determining the number of different workers with the exception of No. 14 (onions), hand—28, machine 675, we get:

hand—338

machine—764

subtracting also apple trees (No. 2), hand—37, machine—125, and No. 19 (strawberries), hand—32, machine—156, we get:

hand—269

machine—583, still more than double!

Of the 27 units only in one case (No. 22, tobacco) is the time worked and labour cost higher for machine labour (199 and 353 hours; \$5.<sub>9</sub> and 30.<sub>2</sub>). The author observes: "Unit 22 is unique in that the total time at the later date was nearly twice that at the earlier, a fact for which no other explanation appears than that previously offered" (p. 93); page 91: "The methods used at the two periods differ so largely that no comparison can be made."

Written in the autumn of 1904

First printed in the  
Fourth Russian edition  
of the *Collected Works*

Printed from the original

**ANALYSIS OF L. HUSCHKE'S DATA<sup>106</sup>**  
**(ON SMALL-SCALE AGRICULTURE)**

*Huschke* (on small-scale agriculture)

| Wheat<br>and rye<br>as feed<br>% | % going on feed*                   |          | barley                             |
|----------------------------------|------------------------------------|----------|------------------------------------|
|                                  | oats                               |          |                                    |
| 5.84 Small farm                  | 67.0<br>77.7                       | (p. 52)  | 35.0<br>20.5                       |
| 9.09 Medium farm I               | 72.39<br>68.31                     | (p. 75)  | 12.22<br>13.90                     |
| 29.56 Medium farm II             | 54.01<br>75.91                     | (p. 93)  | 52.59<br>46.52                     |
| 3.55 Big farm                    | 82.72<br>74.70                     | (p. 112) | 11.81<br>24.08                     |
| (p. 165)                         | $\Sigma = 574.72 \div 8 = 71.84\%$ |          | $\Sigma = 216.62 \div 8 = 27.08\%$ |

---

\* Top figures in each column are for 1887-1891, lower figures, for 1893-1897.—*Ed.*

Hence, data on feed:  
(average amount for decade)

|                | Head<br>of<br>cattle | Cereals<br>double<br>centners | Feed<br>area<br>ha | Outlays<br>of feed<br>marks | ha<br>under<br>oats |
|----------------|----------------------|-------------------------------|--------------------|-----------------------------|---------------------|
| Small farm     | 11                   | 47.5<br>4.3                   | 5.5<br>0.50        | 90<br>8                     | 2                   |
| Medium farm I  | 29                   | 131<br>4.5                    | 15.5<br>0.53       | 1,290<br>44                 | 7.6                 |
| Medium farm II | 25                   | 203.5<br>8.1                  | 12.0<br>0.48       | 404<br>16                   | 6.9                 |
| Big farm       | 67                   | 184<br>2.7                    | 42.1<br>0.63       | 3,226<br>48                 | 8.9                 |
| <hr/>          |                      |                               |                    |                             |                     |
|                | $\Sigma=132$         | 565.5<br>4                    | 75.1<br>0.57       |                             |                     |

below = average per head of cattle\*

For a precise calculation of the area under feed on each farm, the quantities of four cereals (wheat, rye, barley and oats) fed to the livestock should be given in terms of *hectares*, (1) the grain sown should be subtracted from the total crop; (2) the net crop obtained should be divided by the number of *hectares* under each cereal; (3) the number of double centners fed to the livestock should be divided by the quotient thus obtained.

This is too cumbersome a calculation for the four cereals, the four farms, and the two five-year periods.

On the other hand, the error could *not* be too great if we take *all* the oats as being *feed*, for the oats *not* going into feed are balanced out by the barley going into feed.

---

\* This sentence was subsequently pencilled in over the table heading; it refers to the lower figures in columns 2, 3 and 4.—*Ed.*



Hence, let us assume that the *whole* area under oats is area under feed: (i.e., oats + mixture + all the fodder grasses + wheat).

|                |                          |
|----------------|--------------------------|
|                | Total area<br>under feed |
| Small farm     | 7.5                      |
|                | 0.68                     |
| Medium farm I  | 23.1                     |
|                | 0.79                     |
| Medium farm II | 18.9                     |
|                | 0.76                     |
| Big farm       | 51.0                     |
|                | 0.76                     |
|                | -----                    |
|                | Σ=100.50                 |
|                | 0.75                     |

These data show such (relatively) stable averages that they can apparently be relied upon: 0.75 ha per head of cattle. But for a comparison with the statistical data for the whole of Germany, it should be taken into account that Huschke's calculation of cattle is *different* from mine.

The difference is not due to any difference in rates, but to *Huschke's* very detailed classification of cattle. He makes a distinction between foals, young cattle, calves, suckling-pigs (p. 53, Note 1), whereas I am *unable* to take account of these minute distinctions from the data of the general agricultural census of June 12, 1907.

N.B. ||| This means that for a comparison, Huschke's data should be converted into the terms of the June 12, 1907 data, i.e., *all* horses, and *all* cattle = 1.0; *all* pigs = 1/4; *all* sheep = 1/10.

We then have:

|                             |                  |        |                                             |
|-----------------------------|------------------|--------|---------------------------------------------|
|                             |                  |        | ha under<br>feed                            |
| average for<br>10 (8) years | Small farm . . . | 13.45  | } head of }<br>} cattle }<br>} " }<br>} " } |
|                             | Medium farm I .  | 31.85  |                                             |
|                             | Medium farm II . | 36.81  |                                             |
|                             | Big farm . . . . | 88.8   |                                             |
|                             |                  | -----  |                                             |
|                             |                  | 170.91 | 100.50                                      |
|                             |                  |        | 0.58                                        |

and for the whole of Germany (1907)—13,648,628 ha of feed (meadows + fodder plants + oats + mixed cereals) for 29,380,405 head of cattle, i.e., 0.46 per head.

This looks very much like being true, because Huschke's farmers are (very) *good*.

From Huschke's data follow these conclusions

- |   |     |              |                                                            |
|---|-----|--------------|------------------------------------------------------------|
| { | (1) | the big farm | spends much more on <i>artificial fertiliser</i> (p. 144)  |
|   | (2) | " " "        | has a much deeper ploughing (p. 152, Note 2)               |
|   | (3) | " " "        | is better <i>equipped with dead stock</i>                  |
|   | (4) | " " "        | ensures the greatest crop increase in time                 |
|   | (5) | " " "        | feeds livestock better                                     |
|   | (6) | " " "        | spends more on insurance (p. 139)                          |
|   | (7) | " " "        | obtains a better price for its products (p. 146) (p. 155). |

|   |            | 1887-91                          | 1893-97 | (p. 139) |                                            |
|---|------------|----------------------------------|---------|----------|--------------------------------------------|
| { | cf. p. 144 | To 1) <i>per ha</i> . Small farm | 17.18   | 16.91—   | } in marks per ha seed, feed, fertiliser } |
|   |            | Medium farm                      | 40.48   | 32.60—   |                                            |
|   |            |                                  | 22.80   | 20.74—   |                                            |
|   |            | Big farm                         | 41.34   | 48.95+   |                                            |

To 3) A list of stock, p. 107 et al., p. 47.

Outlays on maintenance of dead stock, buildings and drainage in marks per *ha*.

|             | 1887-91 | 1893-97 |       |
|-------------|---------|---------|-------|
| Small farm  | 14.10   | 7.43    | —6.67 |
| Medium farm | 13.38   | 15.95   | +2.57 |
|             | 10.70   | 9.91    | —0.79 |
| Big farm    | 9.64    | 11.95   | +2.31 |

Why so?

To 4) Yields of four cereals (rye, wheat, oats and barley)  
in *double centners per ha.*

|                                                            |   | 1887-91             | 1893-97 |       |        |
|------------------------------------------------------------|---|---------------------|---------|-------|--------|
| NB:<br>the land on<br>the big farm<br>is worse<br>(p. 125) | } | (p. 51) small farm  | 20.46   | 20.66 | + 0.20 |
|                                                            |   | (p. 73) medium farm | 17.90   | 17.13 | - 0.77 |
|                                                            |   | (p. 92)             | 19.09   | 21.06 | + 1.97 |
|                                                            |   | (p. 111) big farm   | 17.46   | 19.77 | + 2.31 |

### Livestock feed (double centners)

| Head in<br>terms of<br>big<br>cattle 1) | Price of<br>cattle |                           |                    | wheat          | rye           | barley         | oats             | Σ                |
|-----------------------------------------|--------------------|---------------------------|--------------------|----------------|---------------|----------------|------------------|------------------|
| + 10.75<br>11.3                         | 2,765<br>3,019     | (p. 47)<br>Small farm     | 1887-91<br>1893-97 | 2.19<br>1.44   | 1.68<br>0.40  | 14.24<br>8.81  | 30.74<br>35.56   | 48.85<br>46.21   |
|                                         |                    |                           |                    | —              | —             | —              | +                | —                |
| + 26.8<br>30.6                          | 9,474<br>11,091    | (p. 74)<br>Medium farm I  |                    | 12.78<br>14.26 | 1.34<br>6.38  | 21.16<br>29.75 | 77.04<br>99.87   | 112.32<br>150.26 |
|                                         |                    |                           |                    | +              | +             | +              | +                | +                |
| + 23.5<br>25.9                          | 10,574<br>10,971   | (p. 87)<br>Medium farm II |                    | 12.71<br>25.71 | 2.39<br>33.74 | 59.24<br>57.38 | 94.33<br>122.09  | 168.97<br>238.92 |
|                                         |                    |                           |                    | +              | +             | —              | +                | +                |
| - 67.1<br>66.6                          | 23,442<br>23,300   | (p. 112)<br>Big farm      |                    | 18.61<br>15.40 | 0.63<br>1.15  | 15.90<br>41.25 | 128.83<br>146.60 | 163.97<br>204.40 |
|                                         |                    |                           |                    | —              | +             | +              | +                | +                |

1) Huschke gives 9.4 and 10 (p. 53), but this does not follow from the rates he himself gives (p. 53).

?

= Perennial  
fodder plants?

Use of Land (ha)

|                | 1                           |          |                                                | 2             |                                                   |                               | 3          |         |                  |                                    |
|----------------|-----------------------------|----------|------------------------------------------------|---------------|---------------------------------------------------|-------------------------------|------------|---------|------------------|------------------------------------|
|                | Wheat, rye<br>oats + barley | Potatoes | (Peas, beans,<br>vetch) legumi-<br>nous plants | Fodder-beet   | Fodder vetch,<br>maize, red clo-<br>ver + alfalfa | Sugar-beet                    | S (total)  | Meadows | Σ of all land    | Total area under<br>fodder (1+2+3) |
| Small farm     | 6.6                         | 1        | 0.4                                            | 1             | 4                                                 | —                             | 13.00      | 0.5     | 13.64            | 5.50                               |
| Medium farm I  | 33.5                        | 4        | 5                                              | 2             | 12 <sup>(1)</sup><br>+1.5 <sup>(2)</sup>          | 3<br>Fallow                   | 61         | —       | (50.16)<br>61.12 | 15.50                              |
| Medium farm II | 20.5                        | 2.5      | 4                                              | 2.5<br>(Rape) | 9                                                 | 2.5<br>2.5                    | 43.5       | 0.99    | 45.06            | 12.49                              |
| Big farm       | 45.0                        | 6.0      | 8.0<br>+<br>2.0                                | 6.0<br>4.0    | Rape<br>Beet-<br>root                             | 2.0<br>+<br>25 <sup>(?)</sup> | 3.0<br>101 | 5.08    | 108.42           | (?)42.08                           |

- 1) Perennial fodder plants ....  
 2) Mixture for fattening ....  
 3) Others, (p. 110) ? 101—76=25

Value of Livestock

|                              |    | Head in terms<br>of big cattle | marks                | Price<br>of<br>aver-<br>age head<br>of big<br>cattle |                                                                                                  |
|------------------------------|----|--------------------------------|----------------------|------------------------------------------------------|--------------------------------------------------------------------------------------------------|
| I (Small farm)<br>(p. 47)    | α) | $53.85 \div 5 = 10.75$         | 2,765.00             | 261.5                                                | $52.3 \times 10 =$<br>$523 \div 2 = 261.5$                                                       |
|                              | β) | $56.60 \div 5 = 11.32$         | 3,019.00             |                                                      |                                                                                                  |
|                              |    | $110.45 \div 10 = 11.04$       | 5,784                |                                                      |                                                                                                  |
|                              |    |                                | $\div 2 = 2,892.0$   |                                                      | $5,784 \div 110.45 =$<br>$52.3 \times 5 = 261.5$                                                 |
| II (Medium farm)<br>(p. 69)  | α) | $135.2 \div 5 = 26.8$          | 9,474.0              | 357.5                                                | $20,565 \div 287.4 =$<br>$71.5 \times 5 = 357.5$                                                 |
|                              | β) | $153.2 \div 5 = 30.6$          | 11,091.0             |                                                      |                                                                                                  |
|                              |    | $287.4 \div 10 = 28.74$        | 20,565               |                                                      |                                                                                                  |
|                              |    |                                | $\div 2 = 10,282.50$ |                                                      |                                                                                                  |
| III (Medium farm)<br>(p. 87) | α) | $70.6 \div 3 = 23.5$           | 10,574.66            | 430.0                                                | $21,545.66 \div 200.3 =$<br>$107.5 \times 5 = 537.5$<br>$107.5 \times 8 =$<br>$860 \div 2 = 430$ |
|                              | β) | $129.7 \div 5 = 25.9$          | 10,971.00            |                                                      |                                                                                                  |
|                              |    | $200.3 \div 8 = 25.04$         | 21,545.66            |                                                      |                                                                                                  |
|                              |    |                                | $\div 2 = 10,772.83$ |                                                      |                                                                                                  |
| IV (Big farm)<br>(p. 107)    | α) | $335.5 \div 5 = 67.1$          | 23,442.0             | 349.5                                                | $46,742 \div 668.75 =$<br>$69.9 \times 5 = 349.5$                                                |
|                              | β) | $333.25 \div 5 = 66.6$         | 23,300.0             |                                                      |                                                                                                  |
|                              |    | $668.75 \div 10 = 66.8$        | 46,742               |                                                      |                                                                                                  |
|                              |    |                                | $\div 2 = 23,371.00$ |                                                      |                                                                                                  |

P. 123:

|            |       |                            |
|------------|-------|----------------------------|
| I— 13.64   | ha 11 | } head of<br>big<br>cattle |
| II— 61.10  | 29    |                            |
| III— 45.06 | 25    |                            |
| IV— 108.41 | 67    |                            |

This is wrong.  
2,892 should be  
divided by 11.04,  
etc. But the  
ratios do not  
change.

Written not earlier than  
September 1910-  
not later than 1913

First published in 1938  
in *Lenin Miscellany XXXI*

Printed from the original



**III**  
***MATERIAL FOR A STUDY***  
***OF THE CAPITALIST ECONOMY***  
***OF EUROPE AND THE UNITED STATES***  
**1910-1916**





## GERMAN AGRARIAN STATISTICS (1907)<sup>107</sup>

44 pages. 40 vertical  $\times$  33 (horizontal) squares\*

***Statistik des  
Deutschen  
Reichs.***

German statistical publications:  
*Puttkammer und Mühlbrecht.*  
Französische Strasse, 28. Berlin.  
(Free catalogue.)

Vol. 212. Census of Occupations and Enterprises of  
June 12, 1907.

***Agricultural Production Statistics.***

First three subvolumes: 1 a; 1 b; 2 a

From the "preliminary remarks" to tables 4 and 5 ("Part 1 b"). These figures were first collected in 1907. "The ground for classifying under these 11 heads according to number of personnel was the data under letter C 1-3 of the master card; consequently, account was also taken of family members helping out (C 2 b) and casual labour (C 3 c)" (p. 455). "...The number of farms classified under heads 14-64" (establishments by number of labourers: 1, 2, etc., to 200) "is as a rule smaller than the total number of farms in the first column" (the number of *all* agricultural enterprises), "because it contains, in addition, figures for farms only with the greatest number of labourers and farms without personnel" (455).

---

\* Size or square-lined sheet used in MS.—*Ed.*

On the whole, the *main* substance of the *three* volumes (1 a, 1 b and 2 a) is set down in this notebook.

secondary items left out: forest estates, columns of particular and detailed data, poultry in the cattle population column, etc., etc.

To show that it is not right to classify labour in agriculture by sex and age, I give the data (*Statistisches Jahrbuch*, 1910) for the *whole of industry* according to the Census of June 12, 1907. Total personnel = 14,348,016, including *women*—3,510,464 (= 24.4 %). Apparently, only the help and labourers have been classified by age. Their total: 7,474,140 men + 1,862,531 women, together = 9,336,671; including those of 16 years and over—6,923,586 men + 1,663,070 women; 14-16—527,182 men + 190,454 women, together—717,636; *under 14*: 23,372 men + 9,007 women [together = 32,379 = 0.3% out of 9,336,671].

|   |                      |                |
|---|----------------------|----------------|
| { | 14-16 years . . .    | 717,636        |
| { | under 14 years . . . | 32,379         |
|   |                      | 750,015 = 8.0% |

Then family members helping out (141,295 men & 790,602 women) are classified as follows: 16 years and over—126,738 men + 767,127 women; under 16 years: 14,557 men + 23,475 women.

*Statistik des Deutschen Reichs*. Band 202. { The exact  
*Berufs- und Betriebszählung vom 12. Juni 1907*. { title of  
*Berufsstatistik\** (according to the June 12, 1907 { Vol. 202: }  
 Census),

Vol. 202 (1909). (Price 6 Mk)

Section I  
*Introduction*

” 211 (*in preparation*) Summaries.

\* *Statistics of the German Reich*. Vol. 202. Census of Occupations and Enterprises of June 12, 1907. Occupations Statistics.

Pages 8 and 9 of Lenin's manuscript,  
"German Agrarian Statistics (1907)".  
September 1910-1913

$\beta$  //  $\alpha$   $\beta$   $\kappa$   $\gamma$   
 Teil C 29. Tab. 6. Der Viehstand der Lössen B-be.

Anzahl der Lössen B-be, welche für ihre B-f. halten. Zusammen B-be  
 Gesamtvieh

| $\beta$<br><small>aus der<br/>B-f. für<br/>B-be</small> | $\alpha$<br><small>aus der<br/>B-f. für<br/>B-be</small> | $\beta$<br><small>aus der<br/>B-f. für<br/>B-be</small> | $\kappa$<br><small>aus der<br/>B-f. für<br/>B-be</small> | $\gamma$<br><small>aus der<br/>B-f. für<br/>B-be</small> | <small>aus der<br/>B-f. für<br/>B-be</small> | <small>aus der<br/>B-f. für<br/>B-be</small> | <small>aus der<br/>B-f. für<br/>B-be</small> | <small>aus der<br/>B-f. für<br/>B-be</small> | <small>aus der<br/>B-f. für<br/>B-be</small> | <small>aus der<br/>B-f. für<br/>B-be</small> |
|---------------------------------------------------------|----------------------------------------------------------|---------------------------------------------------------|----------------------------------------------------------|----------------------------------------------------------|----------------------------------------------|----------------------------------------------|----------------------------------------------|----------------------------------------------|----------------------------------------------|----------------------------------------------|
| 711035                                                  | 185322                                                   | 498370                                                  | 585773                                                   | 1370285                                                  | 169902                                       | 5573                                         | 157024                                       | 1310                                         | 48348                                        |                                              |
| 92210                                                   | 44308                                                    | 917730                                                  | 739141                                                   | 1201239                                                  | 670577                                       | 26765                                        | 618221                                       | 24365                                        | 49122                                        |                                              |
| 17812                                                   | 7884                                                     | 59634                                                   | 910247                                                   | 988465                                                   | 95978                                        | 20685                                        | 760654                                       | 173542                                       | 55708                                        |                                              |
| 7075                                                    | 2089                                                     | 28304                                                   | 1028071                                                  | 1058907                                                  | 105342                                       | 9910                                         | 364822                                       | 678634                                       | 140365                                       |                                              |
| 1559                                                    | 207                                                      | 3345                                                    | 257059                                                   | 260622                                                   | 26027                                        | 1368                                         | 6762                                         | 256221                                       | 25909                                        |                                              |
| 331                                                     | 28                                                       | 1228                                                    | 91929                                                    | 23235                                                    | 22122                                        | 133                                          | 763                                          | 22226                                        | 11275                                        |                                              |
| 140                                                     | 76                                                       | 820                                                     | 11911                                                    | 12747                                                    | 12722                                        | 53                                           | 81                                           | 12588                                        | 7264                                         |                                              |
| 834032                                                  | 229898                                                   | 819172                                                  | 3849280                                                  | 4292050                                                  | 3127002                                      | 65441                                        | 1208301                                      | 1152228                                      | 390921                                       |                                              |
|                                                         |                                                          | 4862152                                                 |                                                          |                                                          |                                              |                                              |                                              |                                              |                                              |                                              |
| 5-10<br>ha                                              | 4824                                                     | 1574                                                    | 21179                                                    | 625221                                                   | 647974                                       | 644040                                       | 7222                                         | 222631                                       | 332112                                       | 65533                                        |
| 10-20<br>ha                                             | 2251                                                     | 515                                                     | 7125                                                     | 402250                                                   | 410430                                       | 402322                                       | 2624                                         | 65224                                        | 391517                                       | 74732                                        |

omgeving + la Buisse (47-48) (197-198) (199-200)

W. - W. 10/10/10

Größe des Viehstands

| Schweine<br>w. | Ziegen   | Rindvieh  |                   |                |                               |              |           |
|----------------|----------|-----------|-------------------|----------------|-------------------------------|--------------|-----------|
|                |          | Pferde    | Gesamtd.<br>wied. | Stiere<br>Kühe | Kälber                        | Blutw.<br>w. | Ziegen    |
| 929.528        | 705.977  | 9.538     | 196.162           | 171.567        | 179.402                       | 1.365.177    | 1.317.916 |
| 909.996        | 629.917  | 61.769    | 1.112.370         | 859.962        | <del>909.996</del><br>116.353 | 2.407.972    | 1.894.810 |
| 888.156        | 212.906  | 241.636   | 3.154.393         | 2.030.908      | 359.242                       | 3.107.038    | 412.807   |
| 929.062        | 192.464  | 1.223.470 | 7.872.092         | 3.989.026      | 1499.595                      | 6.334.140    | 492.658   |
| 246.572        | 350.93   | 1.202.174 | 5.305.671         | 2.985.643      | 1.326.868                     | 3.615.140    | 995.06    |
| 90.566         | 2.618    | 652.436   | 979.891           | 1.007.353      | 439.103                       | 1.386.872    | 8314      |
| 11.182         | 1.915    | 491.670   | 1.622.839         | 743.947        | 389.798                       | 1.026.651    | 4440      |
| 3099.890       | 1703.375 | 3492.103  | 25.976.109        | 10.129.965     | 8291.600                      | 1.886.751    | 3.653.916 |
| 530.724        | 120.813  | 252.848   | 3.748.880         | 2.042.373      | 537.561                       | 3.158.595    | 255.130   |
| 326.338        | 72.671   | 795.402   | 4.124.194         | 1.946.073      | 910.384                       | 3.175.551    | 174.406   |

← 2.2.2.2  
 1075935 2942.010 3.316875  
 (Kontingenz)  
 Flucke 2.942.010  
 2.0.17 (2.2) (2.2+2)  
 25.125 25.125 1092  
 2.2.2.2  
 2.2.2.2  
 2.2.2.2

899.917 1.912.153 2.076.177

137.518 1.23.899 1.242.718

2.596 5.339 8.120

9164 49.107 376.989

1775 2.140 8.902

359 3.84 5.97

156 165 246

107.191 2.639.980 4.517.383

6298 2752 302.383

2766 3.349 68.600

W. 10/10/10



1895 statistics: *Statistics of the German Reich*, new series, Vol. 112 (Berlin 1898): "Agriculture in the German Reich according to the Agricultural Census of June 14, 1895".

Part 2 *a*. Table 10. Wine-growing Farms  
(by size of area under *vineyards*)

|              | Number of wine-growing farms | These farms have |                         |                | Owners not farmers by principal occupation |
|--------------|------------------------------|------------------|-------------------------|----------------|--------------------------------------------|
|              |                              | total area ha    | area under vineyards ha | other farmland |                                            |
| Under 2 ares | 2,239                        | 4,287            | 23                      | 3,726          | 1,228                                      |
|              | 25,240                       | 61,016           | 836                     | 52,440         | 11,665                                     |
| 2-5          | 56,183                       | 149,617          | 3,922                   | 135,135        | 23,127                                     |
| 5-10         | 79,031                       | 270,713          | 10,998                  | 235,714        | 25,900                                     |
| 10-20        | 99,805                       | 409,727          | 30,806                  | 334,396        | 23,054                                     |
| 20-50        | 44,373                       | 227,764          | 29,328                  | 171,583        | 7,156                                      |
| 50-1 ha      | 16,167                       | 124,645          | 20,973                  | 85,140         | 2,578                                      |
| 1-2          | 2,747                        | 35,262           | 6,315                   | 19,777         | 541                                        |
| 2-3          | 868                          | 25,104           | 2,927                   | 10,620         | 189                                        |
| 3-4          | 437                          | 10,433           | 7,119                   | 13,581         | 201                                        |
| 4-5          | 768                          | 44,098           | 7,119                   | 13,581         | 201                                        |
| 5 and over   |                              |                  |                         |                |                                            |
| Total        | 327,858                      | 1,362,666        | 115,107                 | 1,067,330      | 95,753                                     |

- |           |                              |                                                                                             |
|-----------|------------------------------|---------------------------------------------------------------------------------------------|
| 1) top    | = Total                      | I have left out many<br>details in this table<br>on <i>owned</i> and <i>leased</i><br>land. |
| 2)        | = main enter-<br>prises      |                                                                                             |
| 3) bottom | = ancillary en-<br>terprises |                                                                                             |

Part 1 a. Table 1

|                          | Agricultural enter-<br>prises in general |                                       | Of the total area |                |               | The farms                                          |                                        |
|--------------------------|------------------------------------------|---------------------------------------|-------------------|----------------|---------------|----------------------------------------------------|----------------------------------------|
|                          | enter-<br>prises                         | area<br>ha                            | land<br>owned     | land<br>leased | other<br>land | land<br>only<br>under<br>vege-<br>table<br>gardens | land<br>only<br>under<br>pota-<br>toes |
| Under<br>0.5 ha          | 2,084,060<br>89,166<br>1,994,894         | 619,066<br>142,995<br>476,071         | 369,752           | 157,132        | 92,182        | 623,711                                            | 360,944                                |
| 0.5-2 ha                 | 1,294,449<br>369,224<br>925,225          | 1,872,936<br>725,021<br>1,147,915     | 1,333,022         | 426,380        | 113,534       | 13,263                                             | 21,831                                 |
| 2-5                      | 1,006,277<br>718,905<br>287,372          | 4,306,421<br>3,153,829<br>1,152,592   | 3,501,620         | 713,415        | 91,386        | 1,200                                              | 249                                    |
| 5-20                     | 1,065,539<br>980,970<br>84,569           | 13,768,521<br>12,702,834<br>1,065,687 | 12,401,022        | 1,239,747      | 127,752       | 289                                                | 74                                     |
| 20-100                   | 262,1914<br>254,664<br>7,530             | 12,623,011<br>12,702,834<br>525,768   | 11,622,873        | 946,723        | 53,415        | 27                                                 | 2                                      |
| 100<br>and >             | 23,566<br>23,110<br>456                  | 9,916,531<br>9,696,179<br>220,352     | 7,873,850         | 2,028,962      | 13,719        | 3                                                  | —                                      |
| incl.<br>200 ha<br>and > | 12,887<br>12,737<br>150                  | 7,674,873<br>7,555,522<br>119,351     | 6,063,052         | 1,607,373      | 4,448         | —                                                  | —                                      |
| Σ                        | 5,736,082<br>2,436,036<br>3,300,046      | 43,106,486<br>38,518,101<br>4,588,385 | 37,102,139        | 5,512,359      | 491,988       | 638,495                                            | 383,100                                |
| 5-10 ha                  | 652,798<br>589,266<br>63,532             | 5,997,626<br>5,376,631<br>620,995     | 5,266,586         | 671,655        | 59,385        | 233                                                | 54                                     |
| 10-20 ha                 | 412,741<br>391,704<br>21,037             | 7,770,895<br>7,326,203<br>444,692     | 7,134,436         | 568,092        | 68,367        | 56                                                 | 20                                     |

\* The column below has been transferred here from p. 127 of the MS. total number of enterprises, the second, the main enterprises, and the bottom, the



- 1) total
- 2) main enterprises
- 3) ancillary enterprises\*

Table 2

| have                               |                                      | Of the total area |                                                                                        |                      | Of the total area<br>farmland in general                         |
|------------------------------------|--------------------------------------|-------------------|----------------------------------------------------------------------------------------|----------------------|------------------------------------------------------------------|
| land<br>under<br>forest<br>estates | waste and<br>unsuit-<br>able<br>land | ploughland<br>ha  | land under<br>vegetable<br>gardens and<br>orchards<br>without<br>decorative<br>gardens | vine-<br>yards<br>ha |                                                                  |
| 38,762                             | 22,788                               | 246,961           | 76,431                                                                                 | 6,256                | 359,553<br>24,400<br>335,153                                     |
| 118,994                            | 61,782                               | 976,345           | 71,296                                                                                 | 29,046               | 1,371,758<br>462,317<br>909,441                                  |
| 237,117                            | 117,939                              | 2,350,006         | 73,454                                                                                 | 39,346               | 3,304,878<br>2,446,400<br>858,478                                |
| 445,922                            | 218,712                              | 7,728,039         | 138,511                                                                                | 34,185               | 10,421,564<br>9,710,848<br>710,716                               |
| 141,258                            | 80,009                               | 7,728,039         | 79,810                                                                                 | 5,878                | 9,322,103<br>9,064,769<br>257,334                                |
| 13,630                             | 8,775                                | 7,220,699         | 42,214                                                                                 | 657                  | 7,055,018<br>6,953,946<br>101,072                                |
| 8,411                              | 5,231                                | 4,683,308         | 31,867                                                                                 | 236                  | 5,555,793<br>5,495,247<br>60,546                                 |
| 995,683                            | 510,005                              | 24,432,354        | 481,716                                                                                | 115,368              | 31,834,874<br>28,662,680<br>3,172,194                            |
|                                    |                                      |                   |                                                                                        |                      | under 2 ha 1,731,311<br>2-20 13,726,442<br>over 20 ha 16,377,121 |
| 240,369                            | 117,892                              | 3,379,657         | 69,450                                                                                 | 23,379               | 4,607,090<br>4,182,257<br>424,833                                |
| 205,553                            | 100,820                              | 4,348,382         | 69,061                                                                                 | 10,806               | 5,814,474<br>5,528,591<br>285,883                                |

(p. 331 of this volume), as Lenin wanted it. The top figure of three shows the ancillary enterprises.—*Ed.*

- 1) top = *male*  
 2) lower = *female*  
 3) bottom = *together*

In this table, and from here on, all the totals (male + female) are *mine*

Part 1 b. Table 4: Personnel on agricul

|                       | Number working on June 12, 1907 |                          | Maximum working from June 13, 1906 to June 12, 1907 |                       | Of the ... persons |                |         |
|-----------------------|---------------------------------|--------------------------|-----------------------------------------------------|-----------------------|--------------------|----------------|---------|
|                       | total                           | of them permanent labour | total                                               | of them casual labour | enterprises        | 1<br>personnel |         |
|                       |                                 |                          |                                                     |                       |                    | 12. 6.<br>1907 | maximum |
| Under 0.5 ha          | 522,343                         | 325,043                  | 964,858                                             | 516,509               | 1,060,700          | 147,753        | 381,957 |
|                       | 1,491,964                       | 528,973                  | 1,648,732                                           | 231,555               |                    |                |         |
|                       | 2,014,307                       | 854,016                  | 2,613,590                                           | 748,064               |                    |                |         |
| 0.5-2 ha              | 801,850                         | 492,153                  | 1,240,243                                           | 563,252               | 492,565            | 60,418         | 242,890 |
|                       | 1,536,895                       | 802,695                  | 1,812,754                                           | 397,971               |                    |                |         |
|                       | 2,338,745                       | 1,294,848                | 3,052,997                                           | 961,223               |                    |                |         |
| 2-5 ha                | 1,330,625                       | 1,012,783                | 1,709,508                                           | 519,004               | 93,154             | 23,101         | 69,240  |
|                       | 1,583,252                       | 1,066,337                | 1,941,006                                           | 498,023               |                    |                |         |
|                       | 2,913,877                       | 2,079,120                | 3,650,514                                           | 1,017,027             |                    |                |         |
| 5-20 ha               | 2,324,888                       | 1,882,107                | 3,045,451                                           | 992,858               | 14,227             | 8,391          | 23,602  |
|                       | 2,270,970                       | 1,618,741                | 3,024,803                                           | 1,047,081             |                    |                |         |
|                       | 4,595,858                       | 3,500,848                | 6,070,254                                           | 2,039,939             |                    |                |         |
| 20-100 ha             | 1,139,898                       | 919,070                  | 1,565,150                                           | 613,760               | 755                | 589            | 2,353   |
|                       | 929,535                         | 634,009                  | 1,310,234                                           | 593,277               |                    |                |         |
|                       | 2,069,433                       | 1,553,079                | 2,875,384                                           | 1,207,037             |                    |                |         |
| 100 ha and over       | 728,224                         | 542,097                  | 844,301                                             | 301,164               | 62                 | 62             | 694     |
|                       | 509,105                         | 291,815                  | 625,384                                             | 330,517               |                    |                |         |
|                       | 1,237,329                       | 833,912                  | 1,469,685                                           | 631,681               |                    |                |         |
| incl. 200 ha and over | 560,063                         | 416,934                  | 636,171                                             | 218,795               | 30                 | 30             | 453     |
|                       | 380,727                         | 218,221                  | 458,853                                             | 239,469               |                    |                |         |
|                       | 940,790                         | 635,155                  | 1,095,024                                           | 458,264               |                    |                |         |
| Total                 | 6,847,828                       | 5,173,253                | 9,369,511                                           | 3,506,547             | 1,661,463          | 240,314        | 720,736 |
|                       | 8,321,721                       | 4,942,570                | 10,362,913                                          | 3,098,424             |                    |                |         |
|                       | 15,139,549                      | 10,115,823               | 19,732,424                                          | 6,604,971             |                    |                |         |
| 5-10 ha               | 1,239,883                       | 1,001,675                | 1,593,788                                           | 483,185               | 11,822             | 6,563          | 17,668  |
|                       | 1,251,454                       | 892,956                  | 1,616,384                                           | 502,028               |                    |                |         |
|                       | 2,491,337                       | 1,894,631                | 3,210,172                                           | 985,213               |                    |                |         |
| 10-20 ha              | 1,085,005                       | 880,432                  | 1,451,663                                           | 509,673               | 2,405              | 1,828          | 5,934   |
|                       | 1,019,516                       | 725,785                  | 1,408,419                                           | 545,053               |                    |                |         |
|                       | 2,104,521                       | 1,606,217                | 2,860,082                                           | 1,054,726             |                    |                |         |

## tural enterprises by number and sex

employed in agricultural enterprises, including managers:

| 2                |                                   |                                     | 3                |                                     |                                     | 4-5              |                                     |                                     |
|------------------|-----------------------------------|-------------------------------------|------------------|-------------------------------------|-------------------------------------|------------------|-------------------------------------|-------------------------------------|
| enter-<br>prises | personnel                         |                                     | enter-<br>prises | personnel                           |                                     | enter-<br>prises | personnel                           |                                     |
|                  | 12. 6.<br>1907                    | maxi-<br>mum                        |                  | 12. 6.<br>1907                      | maxi-<br>mum                        |                  | 12. 6.<br>1907                      | maxi-<br>mum                        |
| 324,880          | 250,567<br>399,193                | 318,171<br>434,458                  | 66,372           | 79,406<br>119,710                   | 95,129<br>130,939                   | 19,644           | 34,269<br>48,554<br>82,823          | 39,695<br>53,319<br>93,014          |
| 426,043          | 319,863<br>532,223                | 446,119<br>618,457                  | 182,016          | 224,209<br>3321,839                 | 277,889<br>367,778                  | 81,584           | 151,820<br>194,193<br>346,013       | 176,531<br>220,032<br>396,563       |
| 330,535          | 296,159<br>364,911                | 414,281<br>474,573                  | 312,821          | 431,143<br>507,320                  | 539,652<br>611,119                  | 222,679          | 449,854<br>498,361<br>948,215       | 529,782<br>577,755<br>1,107,537     |
| 121,400          | 126,194<br>116,606                | 212,595<br>208,956                  | 252,719          | 385,231<br>372,926                  | 542,336<br>537,519                  | 475,524          | 1,058,301<br>1,032,429              | 1,361,568<br>1,344,729              |
| 2,354            | 2,943<br>1,765                    | 7,977<br>6,302                      | 8,605            | 15,911<br>9,904                     | 33,406<br>24,169                    | 57,167           | 150,793<br>111,409<br>262,202       | 247,806<br>193,646<br>441,452       |
| 32               | 55<br>9                           | 392<br>375                          | 49               | 95<br>52                            | 522<br>462                          | 158              | 500<br>233<br>733                   | 1,378<br>999<br>2,377               |
| 15               | 24<br>6                           | 237<br>252                          | 14               | 32<br>10                            | 181<br>209                          | 27               | 88<br>36                            | 362<br>331                          |
| 1,205,244        | 995,781<br>1,414,707<br>2,410,488 | 1,399,535<br>1,743,121<br>3,142,656 | 822,582          | 1,135,995<br>1,331,751<br>2,467,746 | 1,488,934<br>1,671,986<br>3,160,920 | 856,756          | 1,845,537<br>1,885,179<br>3,730,716 | 2,356,760<br>2,390,480<br>4,747,240 |
| 102,110          | 104,613<br>99,607<br>204,220      | 166,855<br>165,933                  | 194,618          | 290,540<br>293,314<br>583,854       | 389,482<br>397,234                  | 274,771          | 590,891<br>599,881<br>1,190,772     | 728,042<br>738,760<br>1,466,802     |
| 19,290           | 21,581<br>16,999                  | 45,740<br>42,023                    | 58,101           | 94,691<br>79,612                    | 152,854<br>140,285                  | 200,753          | 467,410<br>432,548<br>899,958       | 633,526<br>605,969<br>1,239,495     |

[ctd on next page]

| [ctd]                       | Of the . . . persons employed in agricul |                                     |                                     |             |                               |                               |             |                               |                               |
|-----------------------------|------------------------------------------|-------------------------------------|-------------------------------------|-------------|-------------------------------|-------------------------------|-------------|-------------------------------|-------------------------------|
|                             | 6-10                                     |                                     |                                     | 11-20       |                               |                               | 21-30       |                               |                               |
|                             | enterprises                              | personnel                           |                                     | enterprises | personnel                     |                               | enterprises | personnel                     |                               |
|                             |                                          | 12. 6. 1907                         | maxi-<br>mum                        |             | 12. 6. 1907                   | maxi-<br>mum                  |             | 12. 6. 1907                   | maxi-<br>mum                  |
| Under<br>0.5 ha             | 2,239                                    | 6,007<br>9,095<br>15,102            | 7,203<br>10,338<br>17,541           | 183         | 1,325<br>1,212                | 1,793<br>1,487                | 33          | 483<br>356                    | 567<br>454                    |
| 0.5-2 ha                    | 11,710                                   | 33,370<br>45,959<br>79,329          | 38,251<br>51,753<br>90,004          | 972         | 6,147<br>7,096                | 7,263<br>8,093                | 144         | 2,115<br>1,372                | 2,788<br>1,918                |
| 2-5 ha                      | 32,692                                   | 102,339<br>116,750<br>219,089       | 115,989<br>132,611<br>248,600       | 2,450       | 15,942<br>17,842              | 18,246<br>20,252              | 344         | 4,692<br>3,530                | 5,719<br>4,126                |
| 5-20 ha                     | 185,008                                  | 629,332<br>629,739<br>1,259,071     | 766,674<br>778,448<br>1,545,122     | 11,760      | 76,534<br>80,289              | 87,732<br>93,320              | 1,363       | 16,593<br>16,632              | 18,976<br>19,151              |
| 20-100 ha                   | 150,553                                  | 609,305<br>494,583<br>1,103,888     | 827,983<br>690,869<br>1,518,852     | 36,727      | 259,354<br>229,139            | 322,736<br>289,113            | 4,026       | 50,242<br>47,615              | 60,187<br>58,008              |
| 100 ha<br>and over          | 992                                      | 5,551<br>2,610<br>8,161             | 10,345<br>6,736<br>17,081           | 3,569       | 35,656<br>20,330              | 49,619<br>33,356              | 3,966       | 61,029<br>39,705              | 76,503<br>54,314              |
| incl.<br>200 ha<br>and over | 118                                      | 608<br>337<br>945                   | 2,001<br>1,662<br>3,663             | 377         | 4,379<br>1,753                | 6,923<br>3,933                | 1,058       | 18,704<br>8,823               | 23,959<br>14,126              |
| Total                       | 383,194                                  | 1,385,904<br>1,298,736<br>2,684,640 | 1,766,445<br>1,670,755<br>3,437,200 | 55,661      | 394,958<br>355,908<br>750,866 | 487,389<br>445,621<br>933,010 | 9,876       | 135,154<br>109,210<br>244,364 | 164,740<br>137,971<br>302,711 |
| 5-10 ha                     | 62,941                                   | 206,045<br>214,834<br>420,879       | 242,528<br>252,678<br>495,206       | 3,741       | 24,802<br>26,293<br>51,095    | 27,973<br>29,895              | 511         | 6,356<br>6,152<br>12,508      | 7,329<br>6,992                |
| 10-20 ha                    | 122,067                                  | 423,287<br>414,905<br>838,192       | 524,146<br>525,770<br>1,049,916     | 8,019       | 51,732<br>53,996              | 59,759<br>63,425              | 852         | 10,237<br>10,480              | 11,647<br>12,189              |

tural enterprises, including managers:

| 31-50       |                               |                               | 51-100      |                               |                               | 101-200     |                               |                               | over 200    |                             |                               |
|-------------|-------------------------------|-------------------------------|-------------|-------------------------------|-------------------------------|-------------|-------------------------------|-------------------------------|-------------|-----------------------------|-------------------------------|
| enterprises | personnel                     |                               | enterprises | personnel                     |                               | enterprises | personnel                     |                               | enterprises | personnel                   |                               |
|             | 12. 6. 1907                   | maxi-<br>mum                  |             | 12. 6. 1907                   | maxi-<br>mum                  |             | 12. 6. 1907                   | maxi-<br>mum                  |             | 12. 6. 1907                 | maxi-<br>mum                  |
| 21          | 590<br>202                    | 976<br>579                    | 16          | 852<br>229                    | 1,322<br>371                  | 11          | 912<br>436                    | 962<br>556                    | 1           | 179<br>30                   | 179<br>30                     |
| 60          | 1,484<br>811                  | 1,810<br>1,042                | 25          | 1,099<br>581                  | 1,300<br>667                  | 10          | 862<br>446                    | 1,109<br>569                  | 3           | 463<br>228                  | 516<br>175                    |
| 111         | 2,758<br>1,381                | 3,229<br>1,790                | 50          | 2,303<br>1,271                | 2,543<br>1,482                | 18          | 1,548<br>829                  | 1,760<br>930                  | 4           | 786<br>1,004                | 980<br>94,582                 |
| 482         | 10,027<br>8,180               | 11,701<br>9,886               | 174         | 7,244<br>4,289                | 8,867<br>5,294                | 47          | 3,942<br>2,479                | 4,684<br>3,097                | 15          | 3,099<br>1,565              | 3,273<br>1,650                |
| 1,167       | 23,278<br>19,968              | 28,875<br>25,538              | 320         | 13,236<br>7,763               | 16,475<br>11,525              | 95          | 8,687<br>4,440                | 10,719<br>6,240               | 27          | 5,560<br>2,783              | 5,936<br>2,946                |
| 5,956       | 141,141<br>95,068             | 164,612<br>118,881            | 6,230       | 255,654<br>177,056            | 289,423<br>212,650            | 2,115       | 160,220<br>119,793            | 176,208<br>136,154            | 406         | 68,261<br>54,249            | 74,315<br>60,858              |
| 3,379       | 87,952<br>48,939              | 103,628<br>64,070             | 5,431       | 229,374<br>152,908            | 258,941<br>183,845            | 2,043       | 154,674<br>116,005            | 169,638<br>131,735            | 388         | 64,198<br>51,910            | 69,826<br>58,191              |
| 7,797       | 179,278<br>125,610<br>304,888 | 211,203<br>157,716<br>368,919 | 6,815       | 280,388<br>191,189<br>471,577 | 319,930<br>231,989<br>551,919 | 2,296       | 176,171<br>128,423<br>304,594 | 195,442<br>147,547<br>342,989 | 456         | 78,348<br>59,859<br>138,207 | 85,199<br>66,604<br>151,803*) |
|             |                               |                               |             |                               |                               |             |                               |                               |             |                             |                               |
| 164         | 3,441<br>2,760<br>6,201       | 4,087<br>3,366                | 76          | 3,282<br>1,722<br>5,004       | 3,772<br>2,102                | 16          | 1,460<br>728<br>2,188         | 1,740<br>930                  | 9           | 1,890<br>904<br>2,794       | 2,041<br>999                  |
| 318         | 6,586<br>5,420                | 7,614<br>6,520                | 98          | 3,962<br>2,567                | 5,095<br>3,192                | 31          | 2,482<br>1,751                | 2,944<br>2,167                | 6           | 1,209<br>661                | 1,232<br>651                  |

\*)  $\Sigma$  maximum (>6 labourers) = 6,088,551.  $\Sigma$  (maximum) = 19,507,799.

vertical = male  
 order = female  
 = total

Ibid. Table 5. Personnel in agricultural enterprises

|                       | Managers                 |              |              |                                      | Family                      |                        |
|-----------------------|--------------------------|--------------|--------------|--------------------------------------|-----------------------------|------------------------|
|                       | $\alpha$<br><i>total</i> | of them      |              |                                      | $\beta$ working permanently |                        |
|                       |                          | owners       | leaseholders | others (managers, supervisors, etc.) | m./f.                       | of them under 14 years |
| Under 0.5 ha          | 279,464                  | 135,084      | 98,928       | 45,452                               | 31,353                      | 2,364                  |
|                       | 135,017                  | 92,817       | 33,816       | 8,384                                | 369,641                     | 2,841                  |
|                       | 414,481                  | 227,901      | 132,744      | 53,836                               | 400,994                     | 5,205                  |
| 0.5-2 ha              | 363,273                  | 304,138      | 45,309       | 13,826                               | 98,286                      | 7,904                  |
|                       | 123,044                  | 110,100      | 10,901       | 2,043                                | 643,391                     | 8,311                  |
|                       | 486,317                  | 414,238      | 56,210       | 15,869                               | 741,677                     | 16,215                 |
| 2-5 ha                | 681,216                  | 635,969      | 38,392       | 6,855                                | 272,863                     | 16,468                 |
|                       | 73,917                   | 70,880       | 2,611        | 426                                  | 920,203                     | 16,647                 |
|                       | 755,133                  | 706,849      | 41,003       | 7,281                                | 1,193,066                   | 33,115                 |
| 5-20 ha               | 936,185                  | 906,121      | 25,478       | 4,586                                | 626,299                     | 26,790                 |
|                       | 57,062                   | 55,692       | 1,028        | 342                                  | 1,247,274                   | 25,239                 |
|                       | 993,247                  | 961,813      | 26,506       | 4,928                                | 1,873,573                   | 52,029                 |
| 20-100 ha             | 242,975                  | 228,370      | 11,360       | 3,245                                | 185,277                     | 5,258                  |
|                       | 13,585                   | 12,974       | 451          | 160                                  | 275,514                     | 4,749                  |
|                       | 256,560                  | 241,344      | 11,811       | 3,405                                | 460,791                     | 10,007                 |
| 100 ha and over       | 22,980                   | 12,978       | 5,107        | 4,895                                | 4,191                       | 104                    |
|                       | 775                      | 552          | 167          | 56                                   | 6,193                       | 139                    |
|                       | 23,755                   | 13,530       | 5,274        | 4,951                                | 10,384                      | 243                    |
| incl. 200 ha and over | 12,702                   | 6,287        | 2,957        | 3,458                                | 1,548                       | 76                     |
|                       | 436                      | 301          | 108          | 27                                   | 2,138                       | 107                    |
|                       | 13,138                   | 6,588        | 3,065        | 3,485                                | 3,686                       | 183                    |
| Total                 | 2,526,093                | 2,222,660    | 224,574      | 78,859                               | 1,218,269                   | 58,888                 |
|                       | 403,400                  | 343,015      | 48,974       | 11,411                               | 3,462,216                   | 57,926                 |
|                       | 2,929,493                | 2,565,675    | 273,548      | 90,270                               | 4,680,485                   | 116,814                |
|                       | 220,716                  | (total farms | 225,697)     | 415,295                              |                             |                        |
| 5-10 ha               | 562,393                  | 544,423      | 15,448       | 2,522                                | 333,626                     | 15,548                 |
|                       | 35,692                   | 34,868       | 618          | 206                                  | 741,594                     | 14,927                 |
|                       | 598,085                  | 579,291      | 16,066       | 2,728                                | 1,075,220                   | 30,475                 |
| 10-20 ha              | 373,792                  | 361,698      | 10,030       | 2,064                                | 292,673                     | 11,242                 |
|                       | 21,370                   | 20,824       | 410          | 136                                  | 505,680                     | 10,312                 |
|                       | 395,162                  | 382,522      | 10,440       | 2,200                                | 798,353                     | 21,554                 |

by status in production and by sex.

| members                           |                                 | Outside labour                                                          |                                                                   |                                                                               |                                                                                                |                 |                                 |
|-----------------------------------|---------------------------------|-------------------------------------------------------------------------|-------------------------------------------------------------------|-------------------------------------------------------------------------------|------------------------------------------------------------------------------------------------|-----------------|---------------------------------|
| $\gamma$ working temporarily only |                                 | control-<br>lers,<br>book-<br>keepers,<br>etc. ( $\alpha$ )<br>$\delta$ | permanent labour                                                  |                                                                               | those<br>in ( $\alpha$ ).<br>( $\beta$ ) and<br>$\bar{=}$ ( $\gamma$ )<br>under<br>14<br>years | casual labour   |                                 |
| m./f.                             | of them<br>under<br>14<br>years |                                                                         | male and<br>female<br>farm-<br>hands<br>( $\beta$ )<br>$\epsilon$ | day<br>labourers,<br>labourers<br>and<br>Instleute<br>( $\gamma$ )<br>$\zeta$ |                                                                                                | m./f.<br>$\eta$ | of them<br>under<br>14<br>years |
| 123,306                           | 19,191                          | 1,006                                                                   | 4,297                                                             | 8,926                                                                         | 177                                                                                            | 73,994          | 681                             |
| 888,204                           | 17,871                          | 469                                                                     | 19,617                                                            | 4,229                                                                         | 259                                                                                            | 74,787          | 620                             |
| 1,011,510                         | 37,062                          | 1,472                                                                   | 23,914                                                            | 13,155                                                                        | 436                                                                                            | 148,781         | 1,301                           |
| 184,838                           | 38,533                          | 1,646                                                                   | 12,094                                                            | 16,854                                                                        | 717                                                                                            | 124,859         | 1,564                           |
| 612,088                           | 34,070                          | 486                                                                     | 27,245                                                            | 8,529                                                                         | 647                                                                                            | 122,112         | 1,192                           |
| 796,926                           | 72,603                          | 2,132                                                                   | 39,339                                                            | 25,383                                                                        | 1,364                                                                                          | 246,971         | 2,756                           |
| 177,721                           | 49,761                          | 2,131                                                                   | 32,958                                                            | 23,615                                                                        | 3,028                                                                                          | 140,121         | 2,766                           |
| 376,646                           | 42,233                          | 555                                                                     | 59,365                                                            | 12,297                                                                        | 2,251                                                                                          | 140,269         | 1,947                           |
| 554,367                           | 91,994                          | 2,686                                                                   | 92,323                                                            | 35,912                                                                        | 5,270                                                                                          | 280,390         | 4,713                           |
| 170,486                           | 66,132                          | 4,965                                                                   | 254,249                                                           | 60,409                                                                        | 16,750                                                                                         | 272,295         | 9,984                           |
| 358,981                           | 56,446                          | 1,614                                                                   | 281,870                                                           | 30,921                                                                        | 7,002                                                                                          | 293,248         | 5,498                           |
| 529,467                           | 122,578                         | 6,579                                                                   | 536,119                                                           | 91,330                                                                        | 23,752                                                                                         | 656,543         | 15,482                          |
| 32,320                            | 12,431                          | 10,146                                                                  | 359,451                                                           | 121,221                                                                       | 13,702                                                                                         | 188,508         | 12,038                          |
| 82,948                            | 10,508                          | 3,577                                                                   | 278,809                                                           | 62,524                                                                        | 4,141                                                                                          | 212,578         | 8,230                           |
| 115,268                           | 22,939                          | 13,723                                                                  | 638,260                                                           | 138,745                                                                       | 17,843                                                                                         | 401,086         | 20,268                          |
| 1,040                             | 117                             | 44,341                                                                  | 147,731                                                           | 322,854                                                                       | 4,301                                                                                          | 185,087         | 18,118                          |
| 3,052                             | 105                             | 6,229                                                                   | 68,365                                                            | 210,353                                                                       | 3,689                                                                                          | 214,238         | 18,123                          |
| 4,092                             | 222                             | 50,570                                                                  | 215,996                                                           | 533,207                                                                       | 7,990                                                                                          | 399,325         | 36,241                          |
| 442                               | 20                              | 35,494                                                                  | 106,702                                                           | 260,488                                                                       | 3,223                                                                                          | 142,687         | 12,907                          |
| 1,163                             | 33                              | 4,222                                                                   | 48,452                                                            | 162,973                                                                       | 2,929                                                                                          | 161,343         | 13,181                          |
| 1,605                             | 53                              | 39,716                                                                  | 155,154                                                           | 423,461                                                                       | 6,152                                                                                          | 304,030         | 26,088                          |
| 689,711                           | 186,165                         | 64,232                                                                  | 810,780                                                           | 553,879                                                                       | 38,675                                                                                         | 984,864         | 45,151                          |
| 2,321,919                         | 161,233                         | 12,930                                                                  | 735,171                                                           | 328,853                                                                       | 17,989                                                                                         | 1,057,232       | 35,610                          |
| 3,011,630                         | 347,398                         | 77,162                                                                  | 1,545,951                                                         | 882,732                                                                       | 56,664                                                                                         | 2,042,096       | 80,761                          |
| 101,259                           |                                 | 6,754                                                                   | 497,655                                                           | 91,394                                                                        |                                                                                                | 288,171         |                                 |
| 108,928                           | 39,776                          | 2,264                                                                   | 77,028                                                            | 26,364                                                                        | 6,171                                                                                          | 129,280         | 3,769                           |
| 221,400                           | 34,115                          | 641                                                                     | 101,642                                                           | 13,387                                                                        | 3,187                                                                                          | 137,098         | 2,266                           |
| 330,328                           | 73,891                          | 2,905                                                                   | 178,670                                                           | 39,751                                                                        | 9,358                                                                                          | 266,378         | 6,035                           |
| 61,558                            | 26,356                          | 2,701                                                                   | 177,221                                                           | 34,045                                                                        | 10,579                                                                                         | 143,015         | 6,215                           |
| 137,581                           | 22,331                          | 973                                                                     | 180,228                                                           | 17,534                                                                        | 3,815                                                                                          | 156,150         | 3,232                           |
| 199,139                           | 48,687                          | 3,674                                                                   | 357,449                                                           | 51,579                                                                        | 14,394                                                                                         | 299,165         | 9,447                           |

[ctd on next page]

[ctd]

Only in this column  
are totals (m.+f.)  
from the original.  
In other columns, the  
totals are mine

Ergo, there are more  
hired than family  
workers in the 20-50  
ha group as well

|                          | total number of persons              | (My calculation)<br>Total labour  |                                         |
|--------------------------|--------------------------------------|-----------------------------------|-----------------------------------------|
|                          |                                      | $(\alpha+\beta+\gamma)$<br>family | $(\delta+\epsilon+\zeta+\eta)$<br>hired |
| Under<br>0.5 ha          | 522,343<br>1,491,964<br>2,014,307    | 1,392,862<br>1,826,985            | 99,102<br>187,322                       |
| 0.5-2 ha                 | 801,850<br>1,536,895<br>2,338,745    | 1,378,523<br>2,024,920            | 158,372<br>313,825                      |
| 2-5 ha                   | 1,330,625<br>1,583,252<br>2,913,877  | 1,370,766<br>2,502,566            | 212,486<br>411,311                      |
| 5-20 ha                  | 2,324,888<br>2,270,970<br>4,595,858  | 3,396,287                         | 1,199,57                                |
| 20-100 ha                | 1,139,898<br>929,535<br>2,069,433    | 372,047<br>832,619                | 1,557,488<br>1,236,814                  |
| 100 ha and<br>over       | 728,224<br>509,105<br>1,237,329      | 10,020<br>38,231                  | 499,085<br>1,199,098                    |
| incl. 200 ha<br>and over | 560,063<br>380,727<br>940,790        | 18,429                            | 922,361                                 |
| Total                    | 6,847,828<br>8,321,721<br>15,169,549 | 6,187,535<br>10,621,608           | 2,134,186<br>4,547,941                  |
|                          | 1,621,244                            | 737,270                           | 883,974                                 |
| 5-10 ha                  | 1,239,883<br>1,251,454<br>2,491,337  | 998,686<br>2,003,633              | 252,768<br>487,704                      |
| 10-20 ha                 | 1,085,005<br>1,019,516<br>2,104,521  | 664,631<br>1,392,654              | 354,885<br>711,867                      |



| (My calculation)<br>Number of workers<br>under 14 years |         |         | % of minors in<br>total |             |       | Number of workers<br>per enterprise |             |       |
|---------------------------------------------------------|---------|---------|-------------------------|-------------|-------|-------------------------------------|-------------|-------|
| total                                                   | family  | hired   | total                   | fami-<br>ly | hired | total                               | fami-<br>ly | hired |
| 44,004                                                  | 42,267  | 1,737   | 2.2                     | 2.3         | 0.9   | 1.0                                 | 0.9         | 0.1   |
| 92,938                                                  | 88,818  | 4,120   | 3.9                     | 4.4         | 1.3   | 1.8                                 | 1.6         | 0.2   |
| 135,101                                                 | 125,109 | 9,992   | 4.6                     | 4.9         | 2.4   | 2.9                                 | 2.5         | 0.4   |
| 213,841                                                 | 174,607 | 39,234  | 4.7                     | 5.1         | 3.3   | 4.3                                 | 3.2         | 1.1   |
| 71,057                                                  | 32,946  | 38,111  | 3.4                     | 3.9         | 3.1   | 7.9                                 | 3.2         | 4.7   |
| 44,696                                                  | 465     | 44,231  | 3.6                     | 1.2         | 3.7   | 52.5                                | 1.5         | 50.9  |
| 32,476                                                  | 236     | 32,240  | 3.5                     | 1.2         | 3.5   | 73.0                                | 1.4         | 71.6  |
| 601,637                                                 | 464,212 | 137,425 | 3.9                     | 4.4         | 3.0   | 2.6                                 | 1.8         | 0.8   |
|                                                         |         |         |                         |             |       |                                     | 3.3         |       |
| 119,759                                                 | 104,366 | 15,393  | 4.8                     | 5.2         | 3.1   | 3.8                                 | 3.1         | 0.7   |
| 94,082                                                  | 70,241  | 23,841  | 4.5                     | 5.0         | 3.3   | 5.1                                 | 3.4         | 1.7   |

Part 2 *a*. Table 6. Cattle population

|                          | Number of agricultural enterprises                       |                                                            |                                                      |                                                       |                                 |
|--------------------------|----------------------------------------------------------|------------------------------------------------------------|------------------------------------------------------|-------------------------------------------------------|---------------------------------|
|                          | $\alpha$<br>no poultry or<br>other livestock<br>$\alpha$ | $\beta$<br>poultry<br>but no<br>other livestock<br>$\beta$ | other<br>livestock,<br>but no<br>poultry<br>$\gamma$ | both<br>poultry<br>and other<br>livestock<br>$\delta$ | total<br>( $\beta$ - $\delta$ ) |
| Under 0.5 ha             | 714,035                                                  | 185,382                                                    | 498,870                                              | 685,773                                               | 1,370,025                       |
| 0.5-2 ha                 | 93,210                                                   | 44,308                                                     | 217,790                                              | 939,141                                               | 1,201,239                       |
| 2-5 ha                   | 17,812                                                   | 7,884                                                      | 69,634                                               | 910,947                                               | 988,465                         |
| 5-20 ha                  | 7,075                                                    | 2,089                                                      | 28,304                                               | 1,028,071                                             | 1,058,464                       |
| 20-100 ha                | 1,569                                                    | 207                                                        | 3,346                                                | 257,069                                               | 260,622                         |
| 100 ha and<br>over       | 331                                                      | 28                                                         | 1,228                                                | 21,979                                                | 23,235                          |
| Incl. 200 ha<br>and over | 140                                                      | 16                                                         | 820                                                  | 11,911                                                | 12,747                          |
| Total                    | 835,032                                                  | 239,898                                                    | 819,172                                              | 3,842,980                                             | 4,902,050                       |
|                          |                                                          |                                                            | 4,662,152                                            |                                                       |                                 |
| 20-50 ha                 |                                                          |                                                            |                                                      |                                                       |                                 |
| 5-10 ha                  | 4,824                                                    | 1,574                                                      | 21,179                                               | 625,221                                               | 647,974                         |
| 10-20 ha                 | 2,251                                                    | 515                                                        | 7,125                                                | 402,850                                               | 410,490                         |

I leave out the number of those owning poultry (and the number of chickens, ducks, geese)

in agricultural enterprises.

keeping for their farms:

| $\chi$<br>total<br>number<br>of such<br>enter-<br>prises | cattle                               |                                                   |                                   | number of owners |            |             |
|----------------------------------------------------------|--------------------------------------|---------------------------------------------------|-----------------------------------|------------------|------------|-------------|
|                                                          | they have                            |                                                   |                                   | of<br>sheep      | of<br>pigs | of<br>goats |
|                                                          | horses<br>but no<br>horned<br>cattle | $\lambda$<br>horned<br>cattle<br>but no<br>horses | horses<br>and<br>horned<br>cattle |                  |            |             |
| 164,907                                                  | 6,573                                | 157,024                                           | 1,310                             | 48,348           | 923,528    | 705,477     |
| 670,552                                                  | 26,766                               | 618,821                                           | 24,965                            | 49,122           | 908,996    | 627,417     |
| 954,878                                                  | 20,685                               | 760,651                                           | 173,542                           | 55,202           | 828,156    | 219,066     |
| 1,053,432                                                | 9,916                                | 364,882                                           | 678,634                           | 140,365          | 972,062    | 193,464     |
| 260,051                                                  | 1,368                                | 6,762                                             | 251,921                           | 85,909           | 246,512    | 35,093      |
| 23,182                                                   | 133                                  | 163                                               | 22,886                            | 11,875           | 20,566     | 2,618       |
| 12,722                                                   | 53                                   | 81                                                | 12,588                            | 7,964            | 11,182     | 1,415       |
| 3,127,002                                                | 65,441                               | 1,908,303                                         | 1,153,258                         | 390,821          | 3,899,820  | 1,783,375   |
|                                                          |                                      |                                                   |                                   |                  |            |             |
| 644,040                                                  | 7,292                                | 299,631                                           | 337,117                           | 65,583           | 585,724    | 120,813     |
| 409,392                                                  | 2,624                                | 65,251                                            | 341,517                           | 74,782           | 386,338    | 72,651      |

[ctd on next page]

[ctd]

|                             | Cattle population |               |                 |           |            |
|-----------------------------|-------------------|---------------|-----------------|-----------|------------|
|                             | horses            | horned cattle |                 | sheep     | pigs       |
|                             |                   | total         | of them<br>cows |           |            |
| Under<br>0.5 ha             | 9,598             | 196,262       | 173,567         | 179,402   | 1,975,177  |
| 0.5-2 ha                    | 61,769            | 1,119,370     | 852,962         | 236,359   | 2,407,972  |
| 2-5 ha                      | 241,636           | 3,154,323     | 2,030,808       | 359,943   | 3,107,038  |
| 5-20 ha                     | 1,323,490         | 7,873,092     | 3,989,026       | 1,448,545 | 6,334,146  |
| 20-100 ha                   | 1,202,174         | 5,305,871     | 2,285,643       | 2,326,268 | 3,655,146  |
| 100 ha and<br>over          | 652,436           | 2,327,291     | 1,007,959       | 4,371,103 | 1,386,272  |
| Incl.<br>200 ha and<br>over | 491,670           | 1,692,299     | 713,947         | 3,864,778 | 1,026,651  |
| Total                       | 3,491,103         | 19,976,209    | 10,339,965      | 8,921,620 | 18,865,751 |
| 20-50 ha                    |                   |               |                 |           |            |
| 5-10 ha                     | 528,088           | 3,748,888     | 2,042,953       | 537,561   | 3,158,595  |
| 10-20 ha                    | 795,402           | 4,124,194     | 1,946,073       | 910,984   | 3,175,551  |

|           |        | (My calculation)                                    |                                              |                                                                    |
|-----------|--------|-----------------------------------------------------|----------------------------------------------|--------------------------------------------------------------------|
| goats     |        | $\underline{(\alpha + \beta)}$<br>no live-<br>stock | $(\Sigma - \underline{\kappa})$<br>no cattle | $(\Sigma - \underline{\kappa} + \underline{\lambda})$<br>no horses |
| 1,312,416 | }      | 899,417                                             | 1,919,153                                    | 2,076,177                                                          |
| 1,384,811 |        | 137,518                                             | 623,897                                      | 1,242,718                                                          |
|           | < 2 ha | 1,036,935                                           | 2,543,050                                    | 3,318,895                                                          |
| 419,208   |        | 25,696                                              | 51,399                                       | 812,050                                                            |
| 429,656   |        | 9,164                                               | 12,107                                       | 376,989                                                            |
| 99,506    |        | 1,776                                               | 2,140                                        | 8,902                                                              |
| 8,314     |        | 359                                                 | 384                                          | 547                                                                |
| 4,440     |        | 156                                                 | 165                                          | 246                                                                |
| 3,653,910 |        | 1,073,930                                           | 2,609,080                                    | 4,517,383                                                          |
|           |        |                                                     |                                              |                                                                    |
| 255,190   |        | 6,398                                               | 8,758                                        | 308,389                                                            |
| 174,466   |        | 2,766                                               | 3,349                                        | 68,600                                                             |

Ibid. Table 7. Agricultural enterprises

|           | Enterprises using the following types of machines in the last year | steam ploughs |       |                               | broadcast sowers |         |                        |
|-----------|--------------------------------------------------------------------|---------------|-------|-------------------------------|------------------|---------|------------------------|
|           |                                                                    | farms         | own   |                               | farms            | own     |                        |
|           |                                                                    |               | farms | number of steam ploughs owned |                  | farms   | number of sowers owned |
| Under 0.5 | 18,466                                                             | 5             | 1     | 1                             | 2,696            | 68      | 68                     |
| 0.5-2     | 114,986                                                            | 13            | 3     | 4                             | 11,442           | 468     | 471                    |
| 2-5       | 325,665                                                            | 23            | 5     | 7                             | 15,780           | 4,219   | 4,225                  |
| 5-20      | 772,536                                                            | 81            | 25    | 26                            | 87,921           | 63,067  | 63,183                 |
| 20-100    | 243,365                                                            | 319           | 21    | 23                            | 73,481           | 67,958  | 69,919                 |
| 100 and > | 22,957                                                             | 2,554         | 360   | 381                           | 15,594           | 15,527  | 28,255                 |
| 200 and > | 12,652                                                             | 2,112         | 321   | 341                           | 9,429            | 9,412   | 20,347                 |
| Σ         | 1,497,975                                                          | 2,995         | 415   | 442                           | 206,914          | 151,307 | 166,121                |
| 5-10 ha   | 419,170                                                            | 31            | 15    | 15                            | 33,272           | 19,220  | 19,246                 |
| 10-20 ha  | 353,366                                                            | 50            | 10    | 11                            | 54,649           | 43,847  | 43,937                 |

My symbols:

A= farms using machines in general

B= " owning machines "

C= number of own machines of a given type

with use of agricultural machinery

| reapers |         |                         | seed drills and planters |        |                    | inter-row cultivators |        |        |
|---------|---------|-------------------------|--------------------------|--------|--------------------|-----------------------|--------|--------|
| farms   | own     |                         | farms                    | own    |                    | A                     | B      | C      |
|         | farms   | number of reapers owned |                          | farms  | number of machines |                       |        |        |
| 231     | 178     | 189                     | 998                      | 21     | 23                 | 31                    | 13     | 13     |
| 1,132   | 569     | 598                     | 3,899                    | 224    | 226                | 270                   | 200    | 202    |
| 6,812   | 4,422   | 4,459                   | 4,983                    | 1,578  | 1,581              | 1,140                 | 1,052  | 1,060  |
| 137,624 | 125,640 | 130,561                 | 33,123                   | 24,319 | 24,370             | 4,146                 | 3,726  | 3,773  |
| 136,104 | 131,292 | 158,375                 | 30,795                   | 28,125 | 28,438             | 6,011                 | 5,597  | 5,794  |
| 19,422  | 19,297  | 47,381                  | 9,327                    | 9,274  | 13,493             | 2,814                 | 2,793  | 4,978  |
| 10,943  | 10,887  | 32,270                  | 5,761                    | 5,741  | 9,479              | 1,716                 | 1,706  | 3,537  |
| 301,325 | 281,398 | 341,563                 | 83,125                   | 63,541 | 68,131             | 14,412                | 13,381 | 15,820 |
| 36,261  | 30,816  | 31,128                  | 10,443                   | 6,273  | 6,280              | 1,395                 | 1,214  | 1,227  |
| 101,363 | 94,824  | 99,433                  | 22,680                   | 18,046 | 18,090             | 2,751                 | 2,512  | 2,546  |

[ctd on next page]

[ctd]

|              | steam threshers |        |        | <i>(other threshers)</i> |         |         | potato planters |       |       |
|--------------|-----------------|--------|--------|--------------------------|---------|---------|-----------------|-------|-------|
|              | A               | B      | C      | A                        | B       | C       | A               | B     | C     |
| Under 0.5    | 10,468          | 116    | 125    | 5,431                    | 444     | 444     | 4               | 3     | 3     |
| 0.5-2        | 60,750          | 680    | 702    | 39,321                   | 10,370  | 10,405  | 71              | 32    | 32    |
| 2-5          | 127,739         | 1,455  | 1,500  | 163,287                  | 116,187 | 116,297 | 55              | 29    | 29    |
| 5-20         | 203,438         | 3,360  | 3,441  | 539,285                  | 502,826 | 503,717 | 312             | 204   | 204   |
| 20-100       | 69,005          | 4,311  | 4,380  | 190,618                  | 185,895 | 187,317 | 866             | 679   | 681   |
| 100 and<br>> | 17,467          | 9,906  | 10,436 | 9,061                    | 8,656   | 9,746   | 1,352           | 1,342 | 1,624 |
| 200 and<br>> | 10,721          | 7,702  | 8,202  | 3,649                    | 3,488   | 4,212   | 1,010           | 1,005 | 1,271 |
| Σ            | 488,867         | 19,828 | 20,584 | 947,003                  | 824,378 | 827,926 | 2,660           | 2,289 | 2,573 |
| 5-10 ha      | 118,840         | 1,687  | 1,733  | 275,793                  | 249,979 | 250,490 | 116             | 84    | 84    |
| 10-20 ha     | 84,598          | 1,673  | 1,708  | 263,492                  | 252,847 | 196     | 120             | 120   |       |



| potato lifters |        |        | grain crushers |        |        | separators |         |         |
|----------------|--------|--------|----------------|--------|--------|------------|---------|---------|
| A              | B      | C      | A              | B      | C      | A          | B       | C       |
| 5              | 2      | 2      | 34             | 33     | 33     | 757        | 670     | 684     |
| 29             | 4      | 4      | 446            | 437    | 437    | 11,720     | 10,463  | 10,550  |
| 93             | 61     | 63     | 2,476          | 2,410  | 2,414  | 56,955     | 53,210  | 53,328  |
| 4,196          | 3,672  | 3,691  | 12,943         | 12,735 | 12,750 | 180,641    | 175,221 | 175,467 |
| 5,442          | 5,040  | 5,193  | 9,686          | 9,591  | 9,627  | 80,137     | 78,293  | 78,556  |
| 1,239          | 1,227  | 1,839  | 3,747          | 3,735  | 4,009  | 6,696      | 6,570   | 6,897   |
| 647            | 640    | 1,103  | 2,615          | 2,612  | 2,840  | 3,512      | 3,438   | 3,686   |
| 11,004         | 10,006 | 10,792 | 29,332         | 28,941 | 29,270 | 336,906    | 324,427 | 325,482 |
| 713            | 571    | 573    | 4,916          | 4,808  | 4,816  | 85,986     | 82,807  | 82,903  |
| 3,483          | 3,101  | 3,118  | 8,027          | 7,927  | 7,934  | 94,655     | 92,414  | 92,564  |

Σ — A alone adds up to 2,424,543 for all columns and C — 1,808,704

[Only the first five categories  
Ibid. Table 8. Connection between agricul

|           | Number of agricultural |              |                  |
|-----------|------------------------|--------------|------------------|
|           | sugar refineries       | distilleries | starch factories |
| Under 0.5 | 8                      | 582          | 9                |
| 0.5-2     | 12                     | 4,199        | 7                |
| 2-5       | 23                     | 11,459       | 10               |
| 5-20      | 67                     | 13,859       | 29               |
| 20-100    | 118                    | 2,750        | 60               |
| 100 and > | 231                    | 3,910        | 319              |
| 200 and > | 170                    | 3,056        | 281              |
| $\Sigma$  | 459                    | 36,759       | 434              |
| 5-10 ha   | 33                     | 8,800        | 19               |
| 10-20 ha  | 34                     | 5,059        | 10               |

were counted in 1895]  
 tural enterprises and side-line industries

enterprises connected with:

| flour mills | breweries | saw mills | brick works |
|-------------|-----------|-----------|-------------|
| 1,265       | 191       | 360       | 248         |
| 3,893       | 494       | 889       | 616         |
| 8,383       | 1,009     | 1,908     | 1,285       |
| 16,747      | 2,812     | 4,895     | 3,178       |
| 4,193       | 1,343     | 1,504     | 1,952       |
| 943         | 185       | 498       | 1,449       |
| 656         | 85        | 386       | 1,072       |
| 35,424      | 6,034     | 10,054    | 8,728       |
| 9,467       | 1,281     | 2,511     | 1,621       |
| 7,280       | 1,531     | 2,384     | 1,557       |

Ibid. Table 9. Owners and other supervisory person

| Owners and other supervisory personnel at agricultu |                      |                   |                                                        |                                      |       |
|-----------------------------------------------------|----------------------|-------------------|--------------------------------------------------------|--------------------------------------|-------|
| A. 1. Agricul                                       |                      |                   |                                                        |                                      |       |
| Independent                                         |                      |                   | 108                                                    |                                      |       |
| total                                               | of them              |                   | manage-<br>ment and<br>supervi-<br>sory per-<br>sonnel | male and<br>female<br>farm-<br>hands |       |
|                                                     | without<br>side line | with<br>side line |                                                        |                                      |       |
| Under 0.5 ha                                        | 85,213               | 66,111            | 19,102                                                 | 14,175                               | 1,502 |
| 0.5-2 ha                                            | 364,755              | 253,337           | 111,418                                                | 4,591                                | 778   |
| 2-5 ha                                              | 717,699              | 495,439           | 222,280                                                | 406                                  | 127   |
| 5-20 ha                                             | 980,145              | 809,107           | 171,038                                                | 255                                  | 30    |
| 20-100 ha                                           | 253,877              | 230,363           | 23,514                                                 | 216                                  | 4     |
| 100 ha<br>and over                                  | 22,731               | 18,259            | 4,472                                                  | 140                                  | —     |
| 200 ha<br>and over                                  | 12,568               | 9,541             | 3,027                                                  | 64                                   | —     |
| Total                                               | 2,424,420            | 1,872,616         | 551,804                                                | 19,783                               | 2,441 |
|                                                     |                      |                   |                                                        |                                      |       |
| 5-10 ha                                             | 588,958              | 468,744           | 120,214                                                | 142                                  | 25    |
| 10-20 ha                                            | 391,187              | 40,363            | 50,824                                                 | 113                                  | 5     |

Total A (A.1+A.2-6) = under 0.5 ha = 494,761 } = 1,063,336  
0.5-2 " = 568,575 }

## nel at agricultural enterprises by main occupation:

ral enterprises were distributed by *main occupation* as follows:

| ture                     |             | A. 2-6 Vegetable gardening, livestock farming fisheries, etc. |         | B. Industry                    |           |                                             |  |
|--------------------------|-------------|---------------------------------------------------------------|---------|--------------------------------|-----------|---------------------------------------------|--|
|                          |             |                                                               |         | independent                    |           | <i>ancillary personnel</i>                  |  |
| day labourers, labourers | independent | ancillary personnel                                           | total   | of them engaged in handicrafts | total     | of them apprentices, assistants and workers |  |
| 351,347                  | 11,940      | 30,584                                                        | 253,194 | 17,663                         | 752,278   | 703,935                                     |  |
| 155,330                  | 13,007      | 30,114                                                        | 203,677 | 10,042                         | 305,102   | 291,039                                     |  |
| 16,636                   | 5,564       | 12,688                                                        | 108,968 | 2,206                          | 65,004    | 61,212                                      |  |
| 1,078                    | 2,040       | 4,979                                                         | 37,575  | 201                            | 5,477     | 4,613                                       |  |
| 7                        | 411         | 197                                                           | 3,512   | 4                              | 128       | 43                                          |  |
| —                        | 41          | 7                                                             | 230     | —                              | 7         | —                                           |  |
| —                        | 18          | 1                                                             | 82      | —                              | 1         | —                                           |  |
| 524,398                  | 33,003      | 78,560                                                        | 607,156 | 30,116                         | 1,127,996 | 1,060,842                                   |  |
|                          |             |                                                               |         |                                |           |                                             |  |
| 1,053                    | 1,458       | 2,628                                                         | 28,811  | 174                            | 4,950     | 4,276                                       |  |
| 25                       | 582         | 2,351                                                         | 8,764   | 27                             | 527       | 337                                         |  |

[ctd on next page]

|                              | Owners and other supervisory personnel at agricul<br>by <i>main occupa</i> |                        |                                                    |                        |                                 |                        |
|------------------------------|----------------------------------------------------------------------------|------------------------|----------------------------------------------------|------------------------|---------------------------------|------------------------|
|                              | <i>C. 1-11</i><br>Trade and<br>Insurance                                   |                        | <i>C. 12-26</i><br>Transport and<br>Communications |                        | <i>C. 27</i><br>Hotels and Inns |                        |
|                              | Independent                                                                | Ancillary<br>personnel | Independent                                        | Ancillary<br>personnel | Independent                     | Ancillary<br>personnel |
| Under 0.5 ha                 | 70,786                                                                     | 14,878                 | 11,993                                             | 104,011                | 27,837                          | 863                    |
| From 0.5 ha<br>to under 2 ha | 40,908                                                                     | 3,089                  | 10,046                                             | 32,454                 | 23,104                          | 210                    |
| 2-5                          | 17,703                                                                     | 540                    | 7,544                                              | 8,286                  | 17,454                          | 54                     |
| 5-20                         | 7,215                                                                      | 92                     | 3,646                                              | 1,016                  | 12,728                          | 12                     |
| 20-100                       | 720                                                                        | 8                      | 243                                                | 20                     | 818                             | —                      |
| 100 and >                    | 36                                                                         | —                      | 3                                                  | —                      | 10                              | —                      |
| 200 ha<br>and over           | 13                                                                         | —                      | 1                                                  | —                      | 2                               | —                      |
| Total                        | 137,368                                                                    | 18,607                 | 33,475                                             | 145,877                | 81,951                          | 1,139                  |
|                              |                                                                            |                        |                                                    |                        |                                 |                        |
| 5-10 ha                      | 5,386                                                                      | 75                     | 2,768                                              | 985                    | 9,281                           | 10                     |
| 10-20 ha                     | 1,829                                                                      | 17                     | 878                                                | 121                    | 3,447                           | 2                      |

This  
letter is  
mine

My  
figures

| tural enterprises were distributed<br><i>tion</i> as follows |                                                      |                                                 |                                |                                                                         | K                                 | Total     | <div style="border: 1px solid black; width: 100px; height: 50px; margin: 0 auto;"></div> of them hired labour<br>( $\Sigma$ of the columns<br>marked in red pencil) |
|--------------------------------------------------------------|------------------------------------------------------|-------------------------------------------------|--------------------------------|-------------------------------------------------------------------------|-----------------------------------|-----------|---------------------------------------------------------------------------------------------------------------------------------------------------------------------|
| D                                                            | E                                                    | F                                               | G                              | H                                                                       |                                   |           |                                                                                                                                                                     |
| Household serv-<br>ices and casual<br>hired labour           | Private and public<br>employment, the<br>professions | No occupation,<br>and no occupation<br>reported | Domestic servants<br>living in | Members of households<br>without trade at all<br>or only with side line | Managers of public<br>enterprises |           |                                                                                                                                                                     |
| 17,351                                                       | 101,442                                              | 227,116                                         | 323                            | 5,746                                                                   | 1,481                             | 2,084,060 | 1,273,137<br>+14,175                                                                                                                                                |
| 3780                                                         | 29,086                                               | 70,333                                          | 32                             | 2,108                                                                   | 1,915                             | 1,294,449 | 530,889<br>+4,591                                                                                                                                                   |
| 501                                                          | 11,297                                               | 13,823                                          | 9                              | 242                                                                     | 1,732                             | 1,006,277 |                                                                                                                                                                     |
| 52                                                           | 3,916                                                | 3,307                                           | 6                              | 30                                                                      | 1,850                             | 1,065,539 |                                                                                                                                                                     |
| 2                                                            | 756                                                  | 407                                             | 1                              | 3                                                                       | 861                               | 262,191   |                                                                                                                                                                     |
| —                                                            | 61                                                   | 57                                              | —                              | —                                                                       | 243                               | 23,566    |                                                                                                                                                                     |
| —                                                            | 24                                                   | 13                                              | —                              | —                                                                       | 100                               | 12,887    |                                                                                                                                                                     |
| 21,686                                                       | 146,558                                              | 315,043                                         | 371                            | 8,129                                                                   | 8,112                             | 5,736,082 |                                                                                                                                                                     |
| 44                                                           | 2,636                                                | 2,515                                           | 6                              | 26                                                                      | 1,041                             | 652,798   |                                                                                                                                                                     |
| 8                                                            | 1,280                                                | 792                                             | 0                              | 4                                                                       | 809                               | 412,741   |                                                                                                                                                                     |

Part 1 b: Table 3. Ploughland

|                 | Number of farms with plough land | Their total area in ha | Of the total area |              |              |                |
|-----------------|----------------------------------|------------------------|-------------------|--------------|--------------|----------------|
|                 |                                  |                        | Total             | of this      |              |                |
|                 |                                  |                        |                   | spring wheat | winter wheat | cereals accord |
|                 |                                  |                        |                   |              |              |                |
| Under 0.5 ha    | 1,352,763                        | 368,098                | 246,961           | 1,299        | 1,912        |                |
| 0.5-2 ha        | 1,232,970                        | 1,588,736              | 976,345           | 8,115        | 21,819       |                |
|                 |                                  |                        | 59.1 5.0          | 0.4 2.6      | 0.9 1.8      |                |
| 2-5 ha          | 985,613                          | 3,948,861              | 2,350,006         | 17,468       | 99,763       |                |
|                 |                                  |                        | 54.6 9.6          | 0.4 4.9      | 2.3 7.5      |                |
| 5-20 ha         | 1,050,696                        | 13,124,460             | 7,728,039         | 72,891       | 430,479      |                |
|                 |                                  |                        | 56.1 31.6         | 0.5 20.3     | 3.1 32.5     |                |
| 20-100 ha       | 259,475                          | 11,942,678             | 7,220,699         | 106,714      | 426,074      |                |
|                 |                                  |                        | 57.2 29.6         | 0.9 29.8     | 3.4 32.2     |                |
| 100 ha and over | 23,262                           | 9,368,409              | 5,910,304         | 151,878      | 343,725      |                |
|                 |                                  |                        | 59.6 24.2         | 1.5 42.4     | 3.5 26.0     |                |
| 200 ha and over | 12,769                           | 7,379,305              | 4,683,308         | 114,751      | 262,029      |                |
| Total           | 4,904,779                        | 40,341,242             | 24,432,354        | 358,365      | 1,323,772    |                |
|                 |                                  |                        | 56.7 100.0        | 0.8 100.0    | 3.1 100.0    |                |
|                 |                                  |                        | < 2 ha) 1,223,306 | 9,414        | 23,731       |                |
|                 |                                  |                        | 2-20) 10,078,045  | 90,359       | 536,242      |                |
|                 |                                  |                        | > 20) 13,131,003  | 258,592      | 769,799      |                |
| 5-10 ha         | 641,983                          | 5,034,959              | 3,379,657         | 26,818       | 178,520      |                |
| 10-20 ha        | 408,713                          | 7,489,501              | 4,348,382         | 46,073       | 251,959      |                |

Bottom %% (Zahn, 1910, p. 574<sup>109</sup>):  $\square$  = % of total area of figure is % of all area under a *given* cereal, etc. [see p. 30

\* See p. 327.—*Ed.*



## and its cultivation

| ploughland makes up                                                  |                                   |                              |                                |                              |                            |
|----------------------------------------------------------------------|-----------------------------------|------------------------------|--------------------------------|------------------------------|----------------------------|
| under { all these 7 = total area under }<br>{ cereals (after Zahn) } |                                   |                              |                                |                              |                            |
| spelt                                                                | rye                               | barley                       | oats                           | mixed cereals                | sugar-beet                 |
| ing to Zahn                                                          |                                   |                              |                                |                              |                            |
| 1,615                                                                | 32,386                            | 8,511                        | 10,667                         | 1,444                        | 1,257                      |
| 14,235<br>0.6 6.9                                                    | 260,602<br>11.8 4.8               | 56,479<br>2.6 4.0            | 105,499<br>4.7 2.7             | 15,809<br>0.7 1.9            | 8,473<br>0.4 1.9           |
| 53,576<br>1.2 23.1                                                   | 648,844<br>15.1 10.6              | 157,406<br>3.7 9.7           | 371,046<br>8.6 8.8             | 51,873<br>1.9 5.8            | 18,858<br>0.4 3.7          |
| 117,920<br>0.9 50.5                                                  | 2,106,517<br>15.3 34.5            | 542,951<br>4.0 33.5          | 1,473,212<br>10.7 35.0         | 204,784<br>1.5 22.7          | 77,582<br>0.6 15.1         |
| 42,730<br>0.3 18.9                                                   | 1,795,482<br>14.2 29.4            | 476,069<br>3.8 29.4          | 1,384,181<br>10.9 32.9         | 273,528<br>2.2 30.3          | 125,961<br>1.0 24.5        |
| 1,460<br>0.0 0.6                                                     | 1,262,945<br>12.8 20.7            | 379,896<br>3.8 23.4          | 865,713<br>8.7 20.6            | 354,560<br>3.6 39.3          | 281,691<br>2.8 54.8        |
| 282                                                                  | 1,018,704                         | 298,069                      | 651,013                        | 288,599                      | 221,857                    |
| 231,536<br>0.5 100.0                                                 | 6,106,776<br>14.2 100.0           | 1,621,312<br>3.7 100.0       | 4,210,318<br>9.8 100.0         | 901,998<br>2.1 100.0         | 513,822<br>1.2 100.0       |
| 15,850<br>171,496<br>44,190                                          | 292,988<br>2,755,361<br>3,058,427 | 64,990<br>700,357<br>855,965 | 116,166<br>1,844,<br>2,249,894 | 17,253<br>256,657<br>628,088 | 9,730<br>96,440<br>407,652 |
| 63,433                                                               | 916,289                           | 239,689                      | 624,989                        | 81,684                       | 31,327                     |
| 54,487                                                               | 1,190,228                         | 202,262                      | 848,223                        | 123,100                      | 46,255                     |

[ctd on next page]

agricultural enterprises (=43,106,486), and the second of this notebook\*].

[ctd]

(This table is taken in *full*.)

|                    | Of the total area ploughland makes up |       |                  |       |                              |       |                         |       |                  |       |                  |       |
|--------------------|---------------------------------------|-------|------------------|-------|------------------------------|-------|-------------------------|-------|------------------|-------|------------------|-------|
|                    | of this sown to                       |       |                  |       |                              |       |                         |       | field<br>pasture |       | fallow<br>(bare) |       |
|                    | potatoes                              |       | fodder<br>plants |       | vege-<br>tables<br>in fields |       | other<br>field<br>crops |       |                  |       |                  |       |
| Under<br>0.5 ha    | 166,327                               |       | 8,139            |       | 7,787                        |       | 3,733                   |       | 745              |       | 1,139            |       |
| 0.5-2 ha           | 333,605                               |       | 80,516           |       | 20,877                       |       | 29,127                  |       | 11,836           |       | 9,353            |       |
|                    | 20.1                                  | 15.8  | 3.6              | 3.4   | 1.1                          | 10.8  | 1.3                     | 3.1   | 0.5              | 1.2   | 0.4              | 1.0   |
| 2-5 ha             | 447,484                               |       | 262,426          |       | 42,916                       |       | 94,397                  |       | 42,207           |       | 41,742           |       |
|                    | 10.4                                  | 14.1  | 6.1              | 10.1  | 1.0                          | 16.2  | 2.2                     | 8.9   | 1.0              | 3.9   | 1.0              | 4.2   |
| 5-20 ha            | 948,993                               |       | 841,726          |       | 100,569                      |       | 308,102                 |       | 221,618          |       | 280,695          |       |
|                    | 6.9                                   | 29.9  | 6.1              | 32.6  | 0.7                          | 37.9  | 2.2                     | 29.0  | 1.6              | 20.4  | 2.0              | 28.4  |
| 20-100 ha          | 609,723                               |       | 720,375          |       | 62,546                       |       | 310,916                 |       | 492,910          |       | 393,490          |       |
|                    | 4.8                                   | 19.2  | 5.7              | 27.9  | 0.5                          | 23.5  | 2.5                     | 29.2  | 3.9              | 45.5  | 3.1              | 39.5  |
| 100 ha<br>and over | 667,698                               |       | 671,500          |       | 30,841                       |       | 316,388                 |       | 315,073          |       | 266,936          |       |
|                    | 6.7                                   | 21.0  | 6.8              | 26.0  | 0.3                          | 11.6  | 3.2                     | 29.8  | 3.2              | 29.0  | 2.7              | 26.9  |
| 200 ha<br>and over | 562,501                               |       | 528,225          |       | 22,351                       |       | 254,403                 |       | 246,139          |       | 214,385          |       |
| Total              | 3,173,830                             |       | 2,584,682        |       | 265,536                      |       | 1,062,663               |       | 1,084,389        |       | 993,355          |       |
|                    | 7.4                                   | 100.0 | 6.0              | 100.0 | 0.6                          | 100.0 | 2.5                     | 100.0 | 2.5              | 100.0 | 2.3              | 100.0 |
| < 2 ha)            | 499,932                               |       | 88,655           |       | 28,664                       |       | 32,860                  |       | 12,581           |       | 10,492           |       |
| 2-20)              | 1,396,477                             |       | 1,104,152        |       | 143,485                      |       | 402,499                 |       | 263,825          |       | 322,437          |       |
| > 20)              | 1,277,421                             |       | 1,391,875        |       | 93,387                       |       | 627,304                 |       | 807,983          |       | 660,426          |       |
| 5-10 ha            | 470,609                               |       | 381,869          |       | 49,776                       |       | 134,387                 |       | 79,264           |       | 102,003          |       |
| 10-20 ha           | 478,384                               |       | 459,857          |       | 50,793                       |       | 173,715                 |       | 142,354          |       | 179,692          |       |

## %% according to Zahn

|           | Cereals |       | Total area under cereals |       | Vegetable gardens |       | Meadows |       | Fat pastures |       | Vineyards |       |
|-----------|---------|-------|--------------------------|-------|-------------------|-------|---------|-------|--------------|-------|-----------|-------|
| < 2 ha    | 13.7    | 4.3   | 21.7                     | 3.7   | 5.9               | 30.7  | 12.6    | 5.2   | 0.5          | 1.5   | 1.4       | 30.6  |
| 2-5       | 19.0    | 10.2  | 32.5                     | 9.5   | 1.7               | 15.2  | 18.6    | 13.5  | 1.0          | 4.9   | 0.9       | 34.1  |
| 5-20      | 19.8    | 34.0  | 36.0                     | 33.5  | 1.0               | 28.8  | 16.8    | 38.9  | 1.5          | 24.1  | 0.3       | 29.6  |
| 20-100    | 18.8    | 29.6  | 35.7                     | 30.5  | 0.6               | 16.6  | 12.7    | 26.8  | 3.3          | 49.2  | 0.1       | 5.1   |
| 100 and > | 17.8    | 21.9  | 33.9                     | 22.8  | 0.4               | 8.7   | 9.4     | 15.6  | 1.7          | 20.3  | 0.0       | 0.6   |
| Σ         | 18.6    | 100.0 | 34.2                     | 100.0 | 1.1               | 100.0 | 13.8    | 100.0 | 2.0          | 100.0 | 0.3       | 100.0 |

|           | Total farmland |       | Area under forest husbandry |       | Small pastures |       | Waste and unsuitable land |       | Other land |       | Total area |       |
|-----------|----------------|-------|-----------------------------|-------|----------------|-------|---------------------------|-------|------------|-------|------------|-------|
| < 2 ha    | 69.5           | 5.4   | 20.6                        | 6.7   | 2.2            | 5.2   | 2.4                       | 4.0   | 5.3        | 12.4  | 100.0      | 5.8   |
| 2-5       | 76.8           | 10.4  | 15.2                        | 8.5   | 2.2            | 9.1   | 3.1                       | 9.1   | 2.7        | 11.0  | 100.0      | 10.0  |
| 5-20      | 75.7           | 32.7  | 15.4                        | 27.6  | 2.6            | 33.5  | 4.4                       | 40.9  | 1.9        | 25.4  | 100.0      | 31.9  |
| 20-100    | 73.9           | 29.3  | 17.3                        | 28.5  | 2.8            | 33.7  | 4.4                       | 37.4  | 1.6        | 19.5  | 100.0      | 29.3  |
| 100 and > | 71.1           | 22.2  | 22.2                        | 28.7  | 2.0            | 18.5  | 1.3                       | 8.6   | 3.4        | 31.7  | 100.0      | 23.0  |
| Σ         | 73.9           | 100.0 | 17.8                        | 100.0 | 2.5            | 100.0 | 3.4                       | 100.0 | 2.4        | 100.0 | 100.0      | 100.0 |

| <i>Ibid. Table 2. Number and area of farms</i> |                                     |         |                   |            |               |
|------------------------------------------------|-------------------------------------|---------|-------------------|------------|---------------|
|                                                | Agricultural enterprises in general |         | Of the total area |            |               |
|                                                | number of enterprises               | area    | land owned        | land lease | other land *) |
| Under 0.5 ha                                   | 357,945                             | 85,395  | 6,332             | 20,068     | 48,995        |
| 0.5 -2 ha                                      | 182,806                             | 182,068 | 77,613            | 60,207     | 44,248        |
| 2 -5 ha                                        | 34,998                              | 113,967 | 73,209            | 35,407     | 5,351         |
| 5 -20 ha                                       | 3,751                               | 27,679  | 19,590            | 7,434      | 655           |
| 20 -100 ha                                     | —                                   | —       | —                 | —          | —             |
| 100 ha and over                                | —                                   | —       | —                 | —          | —             |
| 200 ha and over                                | —                                   | —       | —                 | —          | —             |
| Total                                          | 579,500                             | 409,109 | 186,744           | 123,116    | 99,249        |
| < 2 ha<br>2-20 ha<br>> 20 ha                   |                                     |         |                   |            |               |
| 5-10 ha                                        | 3,687                               | 26,769  | 18,945            | 7,183      | 641           |
| 10-20 ha                                       | 64                                  | 910     | 645               | 251        | 141           |

\*) Other land=Dienstland, Deputant land, etc.

I have made heavy cuts in this table, leaving out details for owned and leased land, etc.

*of agricultural labourers and day labourers*

| Of the total area |                                                                   |                 |                     | Farms holding land exclusively |                |
|-------------------|-------------------------------------------------------------------|-----------------|---------------------|--------------------------------|----------------|
| plough-land       | under vegetable gardens and orchards (without decorative gardens) | under vineyards | farmland in general | under vegetable gardens        | under potatoes |
| 64,735            | 11,404                                                            | 580             | 79,383              | 43,904                         | 113,345        |
| 132,140           | 8,210                                                             | 1,627           | 167,420             | 1,034                          | 13,388         |
| 72,877            | 2,222                                                             | 504             | 101,679             | 45                             | 38             |
| 16,123            | 409                                                               | 43              | 24,018              | —                              | —              |
| —                 | —                                                                 | —               | —                   | —                              | —              |
| —                 | —                                                                 | —               | —                   | —                              | —              |
| —                 | —                                                                 | —               | —                   | —                              | —              |
| 285,875           | 22,245                                                            | 2,754           | 372,500             | 44,983                         | 126,771        |
|                   |                                                                   |                 |                     |                                |                |
| 15,665            | 398                                                               | 43              | 23,235              | —                              | —              |
| 458               | 11                                                                | —               | 783                 | —                              | —              |

| per farm       |                                               | Quantity of<br>all livestock<br>in terms of<br>big cattle |
|----------------|-----------------------------------------------|-----------------------------------------------------------|
| farmland<br>ha | all livestock<br>in terms<br>of<br>big cattle |                                                           |
| 0.17           | 0.4                                           | 826,963<br>854,016                                        |
| 1.1            | 1.54                                          | 1,922,168<br>1,294,848                                    |
| 3.2            | 4.2                                           | 4,243,647<br>2,079,120                                    |
|                |                                               | 4,595,858<br>3,500,848                                    |
| 35.5           | 29.2                                          | 7,662,750<br>1,553,079                                    |
| 299.3          | 159.8                                         | 3,764,098<br>833,912                                      |
|                |                                               | 940,790<br>635,155                                        |
| 5.5            | 5.1                                           | 29,380,405                                                |
|                |                                               | 2,749,131<br>15,204,426<br>11,426,848<br>2,386,991        |
| 7.0            | 7.8                                           | 5,141,657<br>1,894,631                                    |
| 14.1           | 14.1                                          | 5,819,122                                                 |

| Per permanent labourer |                                               | bottom:<br><i>of them</i><br>permanent<br>labourers |
|------------------------|-----------------------------------------------|-----------------------------------------------------|
| Farmland<br>ha         | All livestock<br>in terms<br>of<br>big cattle | ~~~~~<br>Number of<br><i>all</i> labourers          |
| 0.4                    | 0.9                                           | 2,014,307<br>854,016                                |
| 1.6                    | 1.5                                           | 2,338,745<br>1,294,848                              |
| 1.6                    | 2.3                                           | 2,913,877<br>2,079,120                              |
|                        |                                               | 4,595,858<br>3,500,848                              |
| 6.0                    | 4.9                                           | 2,069,433<br>1,553,079                              |
| 8.4                    | 4.5                                           | 1,237,329<br>833,912                                |
|                        |                                               | 940,790<br>635,155                                  |
| 3.1                    | 2.9                                           | 15,169,549<br>10,115,823                            |
| < 2 ha                 |                                               | 4,353,052<br>2,148,864                              |
| 2-20:                  |                                               | 7,509,735<br>5,579,968                              |
| > 20:                  |                                               | 3,306,762<br>2,386,991                              |
| 2.4                    | 2.7                                           | 2,491,337<br>1,894,631                              |
| 3.6                    | 3.6                                           | 2,104,521<br>1,606,217                              |

*Statistics of the German*  
For comparison, I take the 1895 data

| 1895              | number<br>of<br>agricultural<br>enterprises | Farms with agricultural |                            |                                           |
|-------------------|---------------------------------------------|-------------------------|----------------------------|-------------------------------------------|
|                   |                                             | no<br>livestock         | livestock<br>in<br>general | in particular                             |
|                   |                                             |                         |                            | total<br>number of<br>such<br>enterprises |
| < 2 ha            | 3,237,030                                   | 831,771                 | 2,405,259                  | 965,517                                   |
| 2-5               | 1,016,318                                   | 26,658                  | 989,660                    | 960,110                                   |
| 5-20              | 998,804                                     | 9,090                   | 989,714                    | 985,911                                   |
| 5-10 }<br>10-20 } | 605,814                                     | 6,542                   | 599,272                    | 596,429                                   |
| 20-100            | 392,990                                     | 2,548                   | 390,442                    | 389,482                                   |
| 100 and >         | 281,767                                     | 1,837                   | 279,930                    | 279,274                                   |
|                   | 25,061                                      | 380                     | 24,681                     | 24,638                                    |
| 1895:             | 5,558,980                                   | 869,736                 | 4,689,244                  | 3,215,450                                 |
| 1907:             | 5,736,082                                   | 1,073,930               | 4,662,152                  | 3,127,002                                 |
|                   | +177,102                                    | +204,194                | -27,092                    | -88,448                                   |
| 1895              |                                             |                         |                            |                                           |
| 1/2-1 ha          | 676,215                                     | 91,406                  | 584,809                    | 521,172                                   |
| 1-2 ha            | 707,235                                     | 51,708                  | 655,527                    | 243,588*)                                 |
| 1882:             | 5,276,344                                   | 834,441                 | 4,441,903                  | 3,255,887                                 |

% of farms

|           | no livestock |       | livestock in general |       |
|-----------|--------------|-------|----------------------|-------|
|           | 1895         | 1882  | 1895                 | 1882  |
| < 2 ha    | 25.70        | 26.30 | 74.30                | 73.70 |
| 2-5       | 2.62         | 2.36  | 97.38                | 97.64 |
| 5-20      | 0.91         | 0.56  | 99.09                | 99.44 |
| 20-100    | 0.65         | 0.26  | 99.35                | 99.74 |
| 100 and > | 1.52         | 0.38  | 98.48                | 99.62 |
| Total     | 15.65        | 15.81 | 84.35                | 84.19 |

\*) These figures erroneously transposed:  
243,588 refers to 50 ares-1 ha  
521,172 refers to 1 ha-2 ha



*Reich*, Vol. 112  
on the number of farms with livestock:

or dairy production keeping for their farm

| big cattle               |                             |                             | in general |           |           |
|--------------------------|-----------------------------|-----------------------------|------------|-----------|-----------|
| specifically             |                             |                             | sheep      | pigs      | goats     |
| horses and horned cattle | horned but no horned cattle | horned cattle but no horses |            |           |           |
| 28,954                   | 40,080                      | 896,483                     | 141,466    | 1,731,919 | 1,330,953 |
| 152,440                  | 20,968                      | 786,702                     | 80,057     | 799,803   | 192,272   |
| 584,561                  | 10,601                      | 390,749                     | 184,648    | 887,424   | 160,808   |
| 278,748                  | 7,536                       | 310,145                     | 87,985     | 527,741   | 98,071    |
| 305,813                  | 3,065                       | 80,604                      | 96,663     | 359,683   | 62,737    |
| 267,190                  | 1,473                       | 10,611                      | 122,498    | 266,073   | 34,306    |
| 24,357                   | 149                         | 132                         | 15,072     | 22,222    | 2,609     |
| 1,057,502                | 73,271                      | 2,084,677                   | 543,741    | 3,707,441 | 1,720,948 |
| 1,153,258                | 65,441                      | 1,908,303                   | 390,821    | 3,899,820 | 1,783,375 |
| +95,756                  | -7,830                      | -176,374                    | -152,920   | +192,379  | +62,427   |
| +87,926                  |                             |                             |            |           |           |
| 5,067                    | 12,213                      | 226,308                     | 34,911     | 428,775   | 357,522   |
| 21,752                   | 18,829                      | 480,591                     | 41,101     | 483,609   | 246,734   |
| 996,244                  | 42,180                      | 2,217,463                   | 749,217    | 2,950,588 | 1,505,357 |

with

| big cattle in general |       | horses and horned cattle |       | horses but no horned cattle |      | horned cattle but no horses |       |
|-----------------------|-------|--------------------------|-------|-----------------------------|------|-----------------------------|-------|
| 1895                  | 1882  | 1895                     | 1882  | 1895                        | 1882 | 1895                        | 1882  |
| 29.83                 | 35.84 | 0.89                     | 0.91  | 1.24                        | 0.64 | 27.70                       | 34.29 |
| 94.47                 | 95.18 | 15.00                    | 14.83 | 2.06                        | 1.47 | 77.41                       | 78.88 |
| 98.71                 | 99.17 | 58.53                    | 57.31 | 1.06                        | 0.78 | 39.12                       | 41.08 |
| 99.12                 | 99.68 | 94.83                    | 94.87 | 0.52                        | 0.28 | 3.77                        | 4.53  |
| 98.31                 | 99.55 | 97.19                    | 99.07 | 0.59                        | 0.13 | 0.53                        | 0.35  |
| 57.84                 | 61.71 | 19.02                    | 18.88 | 1.32                        | 0.80 | 37.50                       | 42.03 |

|              | 1895                   |                    | Number of those<br>owning horned cattle |             |
|--------------|------------------------|--------------------|-----------------------------------------|-------------|
|              | Number of farms        |                    | 1895                                    | 1907        |
|              | without big<br>cattle: | without<br>horses: |                                         |             |
|              | ~~~~~                  | ~~~~~              |                                         |             |
| Under 2 ha   | 2,271,513              | 3,167,996          | 925,437                                 | 802,120—    |
| 2-5 ha       | 56,208                 | 842,910            | 939,142                                 | 934,193—    |
| 5-20 ha      | 12,893                 | 403,642            | 975,310                                 | 1,043,516 + |
| 5-10 ha      | 9,385                  | 319,530            | 588,893                                 | 636,748 +   |
| 10-20 ha     | 3,508                  | 84,112             | 386,417                                 | 406,768 +   |
| 20-100 ha    | 2,493                  | 13,104             | 277,801                                 | 258,683—    |
| 100 and over | 423                    | 555                | 24,489                                  | 23,049—     |
| 1895         | 2,343,530              | 4,428,207          | 3,142,179                               | 3,061,561—  |
| 1907         | 2,609,080              | 4,517,383          | 3,061,561                               |             |
|              | +265,550               | +89,176            | —80,618                                 |             |
|              |                        |                    | 3,213,707                               |             |
|              |                        |                    | (1882)                                  |             |

| cf. Schmelzle <sup>110</sup>                     |        |      | Number of those owning<br>livestock in general (Nutzvieh) |           |            |
|--------------------------------------------------|--------|------|-----------------------------------------------------------|-----------|------------|
| N.B.                                             |        |      | 1895                                                      | 1907      |            |
| Number of<br>horned cattle<br>per owning<br>farm |        |      | Under 0.5 ha                                              | 1,164,923 | 1,184,643+ |
| 1895                                             | 1907   | + %  | 0.5-2 ha                                                  | 1,240,336 | 1,156,931— |
| 1.53                                             | 1.64   | 7.2  | < 2 ha                                                    | 2,405,336 | 2,341,574— |
| 2.98                                             | 3.38   | 10.3 | 2-5                                                       | 989,660   | 980,581—   |
| 5.05                                             | 5.89   | 16.6 | 5-10                                                      | 599,272   | 646,400+   |
| 8.42                                             | 10.14  | 20.4 | 10-20                                                     | 390,422   | 409,975—   |
| 16.74                                            | 20.51  | 22.5 | 2-20 ha                                                   | 1,979,374 | 2,036,956+ |
| 79.92                                            | 100.97 | 26.3 | 20-100                                                    | 279,930   | 260,415—   |
|                                                  |        |      | 100 and >                                                 | 24,681    | 23,207—    |
|                                                  |        |      | 20 and >                                                  | 304,611   | 283,622—   |
|                                                  |        |      | Total                                                     | 4,689,244 | 4,662,152— |
|                                                  |        |      | 1882:                                                     | 4,441,903 |            |

## [Cows not counted separately in 1895]

|              | Growth of livestock |           |        |                      |            |   |                |
|--------------|---------------------|-----------|--------|----------------------|------------|---|----------------|
|              | <i>horses</i>       |           |        | <i>horned cattle</i> |            |   |                |
|              | 1885                | 1907      |        | 1895                 | 1907       |   |                |
| 0.5-2 ha     | 14,528              | 9,598     | —      | 237,606              | 196,363    | — |                |
| < 0.5 ha     | 74,356              | 61,769    | —      | 1,177,633            | 1,119,370  | — |                |
| 50-ares 1 ha | 21,866              |           |        | 305,904              |            |   | (1895<br>=100) |
| 1-2 ha       | 52,490              |           |        | 871,729              |            |   | 1907:          |
| 2 ha         | 88,884              | 71,367    | —      | 1,415,239            | 1,315,632  | — |                |
| 2-5          | 225,998             | 241,636   | +      | 2,802,900            | 3,154,323  | + | 112.5          |
| 5-20         | 1,147,454           | 1,323,490 | +      | 6,227,233            | 7,873,092  | + | 126            |
| 5-10         | 441,345             | 528,088   | +      | 2,974,531            | 3,748,898  | + | 126.0          |
| 10-20        | 706,109             | 795,402   | +      | 3,252,702            | 4,124,194  | + | 126.8          |
| 20-100       | 1,254,223           | 1,202,174 | —      | 4,650,993            | 5,305,871  | + | 114.1          |
| 100 and >    | 650,739             | 652,436   | +      | 1,957,277            | 2,327,291  | + | 118.8          |
| Σ=           | 3,367,298           | 3,491,103 | +      | 17,053,642           | 19,976,209 | + |                |
| 1882         | 3,114,420           |           |        | 15,454,372           |            |   |                |
|              |                     |           | cows:  | 12,689,526           |            |   |                |
| 1882         |                     |           |        |                      |            |   |                |
|              |                     |           | bulls: | 2,764,846            |            |   |                |

## population

| <i>sheep</i> |           |   | <i>pigs</i> |            |   |                |
|--------------|-----------|---|-------------|------------|---|----------------|
| 1885         | 1907      |   | 1895        | 1907       |   |                |
| 223,453      | 179,402   | — | 1,473,823   | 1,975,177  | + |                |
| 344,234      | 236,359   | — | 1,992,166   | 2,407,972  | + |                |
| 142,297      |           |   | 873,416     |            |   | (1895<br>=100) |
| 201,937      |           |   | 1,118,750   |            |   |                |
| 567,687      | 415,761   | — | 3,465,989   | 4,383,149  | + | 126.4          |
| 489,275      | 359,943   | — | 2,338,588   | 3,107,038  | + | 132.8          |
| 1,871,295    | 1,448,545 | — | 4,210,934   | 6,334,146  | + | 150.0          |
| 682,591      | 537,561   | — | 2,106,453   | 3,158,595  | + |                |
| 1,188,704    | 910,984   | — | 2,104,481   | 3,175,551  | + |                |
| 3,498,936    | 2,326,268 | — | 2,658,560   | 3,655,146  | + | 132.9          |
| 6,165,677    | 4,371,103 | — | 888,571     | 1,386,272  | + | 167.2          |
| 12,592,870   | 8,921,620 | — | 13,562,642  | 18,865,751 | + |                |
| 21,116,957   |           |   | 8,431,266   |            |   |                |

[ctd on next page]

[ctd]

In terms of big cattle

|              | goats     |           |            |            | sheep = $\frac{1}{10}$ ; pig = $\frac{1}{4}$ ;<br>goat = $\frac{1}{12}$ |             |
|--------------|-----------|-----------|------------|------------|-------------------------------------------------------------------------|-------------|
|              |           |           |            |            | see<br>p. 43*                                                           |             |
|              | 1895      | 1907      | 1895       | 1907       |                                                                         |             |
| < 0.5 ha     | 1,260,176 | 1,312,416 | 747,651    | 826,963    | +                                                                       | 79,012      |
| < 0.5-2 ha   | 1,225,174 | 1,384,810 | 1,886,552  | 1,922,168  | +                                                                       | 35,616      |
| 50 ares-1 ha | 754,841   |           |            |            |                                                                         | 1895        |
| 1-2 ha       | 470,333   |           |            |            |                                                                         | = 100       |
| < 2 ha       | 2,485,350 | 2,691,226 | 2,634,503  | 2,749,131  | +                                                                       | 114,628     |
| 2-5 ha       | 295,194   | 419,208   | 3,687,071  | 4,243,647  | +                                                                       | 556,576     |
| 5-20 ha      | 252,096   | 429,656   | 8,635,557  | 10,960,779 |                                                                         | 126.9       |
| 5-10 ha      | 148,328   | 255,190   | 4,023,109  | 5,141,657  | +                                                                       | 1,118,548   |
| 10-20 ha     | 103,768   | 174,466   | 4,612,448  | 5,819,122  | +                                                                       | 1,206,674   |
| 20-100 ha    | 64,374    | 99,506    | 6,925,115  | 7,662,750  | +                                                                       | 737,635     |
| 100 and >    | 8,237     | 8,314     | 3,447,412  | 3,764,098  | +                                                                       | 316,686     |
| Total        | 3,105,251 | 3,653,910 | 25,329,658 | 29,380,405 | +                                                                       | 4 . . . . . |
| 1882         | 2,452,527 |           |            |            |                                                                         |             |

\* See p. 368.—*Ed.*

|              | Agricultural enterprises |           |   | Total area |            |   | Cultivated farmland |            |   |
|--------------|--------------------------|-----------|---|------------|------------|---|---------------------|------------|---|
|              | 1895                     | 1907      |   | 1895       | 1907       |   | 1895                | 1907       |   |
| Under 0.5 ha | 1,852,917                | 2,084,060 | + | 522,712    | 619,066    | + | 327,930             | 359,553    | + |
| 0.5-2 ha     | 1,383,450                | 1,294,449 | - | 1,893,202  | 1,872,936  | - | 1,460,514           | 1,371,758  | - |
| < 2 ha       | 3,236,367                | 3,378,509 | + | 2,415,914  | 2,4192,002 | + | 1,808,444           | 1,731,311  | - |
| 2-5          | 1,016,318                | 1,006,277 | - | 4,142,071  | 4,306,421  | + | 3,285,984           | 3,304,878  | + |
| 5-10         | 605,814                  | 652,798   | + | 5,355,138  | 5,997,626  | + | 4,233,656           | 4,607,090  | + |
| 10-20        | 392,990                  | 412,741   | + | 7,182,522  | 7,770,895  | + | 5,488,219           | 5,814,474  | + |
| 2-20         | 2,015,122                | 2,071,816 | + | 16,679,731 | 18,074,942 | + | 13,007,859          | 13,726,442 | + |
| 20-100       | 281,767                  | 262,191   | - | 13,157,201 | 12,623,011 | - | 9,869,837           | 9,322,103  | - |
| 100 and >    | 25,061                   | 23,566    | - | 11,031,896 | 9,916,531  | - | 7,831,801           | 7,055,018  | - |
| 20 and >     | 306,828                  | 285,757   | - | 24,189,097 | 22,539,542 | - | 17,701,638          | 16,377,121 | - |
| Total        | 5,558,317                | 5,736,082 | + | 43,284,742 | 43,106,486 | - | 32,517,941          | 31,834,874 | - |

| { Zahn,<br>Annalen<br>1910<br>p. 588 } | Horses |      |      | Horned<br>cattle |      |      | Sheep |      |      | Pigs |      |      |
|----------------------------------------|--------|------|------|------------------|------|------|-------|------|------|------|------|------|
|                                        | 1907   | 1895 | 1882 | 1907             | 1895 | 1882 | 1907  | 1895 | 1882 | 1907 | 1895 | 1882 |
| < 2 ha                                 | 2.1    | 2.6  | 1.8  | 6.6              | 8.3  | 10.4 | 4.7   | 4.6  | 3.6  | 23.2 | 25.6 | 24.7 |
| 2-5 ha                                 | 6.9    | 6.7  | 6.5  | 15.8             | 16.4 | 16.9 | 4.0   | 3.9  | 3.5  | 16.5 | 17.2 | 17.6 |
| 5-20 "                                 | 37.9   | 34.1 | 34.2 | 39.4             | 36.5 | 35.7 | 16.2  | 14.8 | 12.7 | 33.6 | 31.0 | 31.4 |
| 20-100 "                               | 34.4   | 37.3 | 38.6 | 26.6             | 27.3 | 27.0 | 26.1  | 27.8 | 26.0 | 19.4 | 19.6 | 20.6 |
| > 100 "                                | 18.7   | 19.3 | 18.9 | 11.6             | 11.5 | 10.0 | 49.0  | 49.0 | 54.2 | 7.3  | 6.6  | 5.7  |
| Σ                                      | 100    | 100  | 100  | 100              | 100  | 100  | 100   | 100  | 100  | 100  | 100  | 100  |

## Per 100 ha of farmland

|              |      |      |      |      |      |      |      |      |       |       |       |       |
|--------------|------|------|------|------|------|------|------|------|-------|-------|-------|-------|
| < 2 ha       | 4.1  | 4.9  | 3.1  | 76.0 | 7.3  | 88.4 | 24.0 | 31.4 | 41.2  | 235.2 | 191.7 | 114.1 |
| 2-5 ha       | 7.3  | 6.9  | 6.4  | 95.4 | 85.3 | 81.8 | 10.9 | 14.9 | 22.8  | 94.0  | 71.2  | 46.6  |
| 5-20 "       | 12.7 | 11.8 | 11.6 | 75.5 | 64.1 | 60.2 | 13.9 | 19.3 | 29.4  | 60.8  | 43.3  | 28.9  |
| 20-100 "     | 12.9 | 12.7 | 12.1 | 56.9 | 47.1 | 42.1 | 25.0 | 35.5 | 55.5  | 39.2  | 26.9  | 17.5  |
| 100 ha and > | 9.2  | 8.3  | 7.5  | 33.0 | 25.0 | 19.8 | 62.0 | 78.7 | 147.1 | 19.6  | 11.3  | 6.2   |
| Σ            | 11.0 | 10.4 | 9.8  | 62.7 | 52.4 | 48.5 | 28.0 | 38.7 | 66.3  | 59.3  | 41.7  | 26.5  |



| Goats |      |      |
|-------|------|------|
| 1907  | 1895 | 1882 |
| 73.8  | 80.0 | 80.6 |
| 11.5  | 9.5  | 9.2  |
| 11.8  | 8.1  | 7.9  |
| 2.7   | 2.1  | 2.1  |
| 0.2   | 0.2  | 0.2  |
| 100   | 100  | 100  |

|       |       |       |
|-------|-------|-------|
| 155.8 | 137.4 | 108.2 |
| 12.7  | 9.0   | 7.1   |
| 4.1   | 2.6   | 2.1   |
| 1.1   | 0.7   | 0.5   |
| 0.1   | 0.1   | 0.1   |
| 11.5  | 9.5   | 7.7   |

Zahn, p. 593  
 Forced sales per 10,000  
 agricultural enterprises  
 (Bavaria)  
 (1903-1907)

|           |       |
|-----------|-------|
| < 2 ha    | 41.6  |
| 2-5       | 39.7  |
| 5-10      | 35.0  |
| 10-20     | 32.9  |
| 20-50     | 46.3  |
| 50-100    | 102.4 |
| 100 and > | 193.2 |
|           | 39.4  |

Odd fact:  
 reduction in the number of  
*cows* since 1882!! Possibly  
 not comparable data

1882:

|              | cows      | pigs      |
|--------------|-----------|-----------|
| < 2 ares     | 2,405     | 11,908    |
| 2-5 ares     | 8,164     | 41,524    |
| 5-20 ares    | 64,527    | 258,184   |
| 20 ares-1 ha | 565,230   | 1,027,664 |
| 1-2          | 937,158   | 744,402   |
|              |           | 2,083,682 |
| 2-5          | 2,385,617 | 1,487,852 |
| 5-10         | 2,133,423 | 1,307,490 |
| 10-20        | 2,267,912 | 1,339,383 |
|              |           | 4,134,725 |
| 20-50        | 2,528,533 | 1,383,768 |
| 50-100       | 728,778   | 348,797   |
|              |           | 1,732,565 |
| 100-200      | 313,957   | 136,012   |
| 200-500      | 455,384   | 204,181   |
| 500-1,000    | 249,831   | 116,865   |
| 1,000 and >  | 48,607    | 23,236    |
|              |           | 480,294   |

$\Sigma = 12,689,526$

8,431,266

|               |           | 1                                                                | 2                                  | 3                                                  | 4                                                          |
|---------------|-----------|------------------------------------------------------------------|------------------------------------|----------------------------------------------------|------------------------------------------------------------|
|               |           | Population by <i>main</i> occupation of those gainfully employed |                                    |                                                    |                                                            |
| See<br>p. 45* |           | gainfully<br>employed                                            | household<br>servants<br>living in | members of<br>family<br>without main<br>occupation | total number<br>of persons<br>in this<br>category<br>(1-3) |
| A 1           | Σ [total] | 2,295,210                                                        | 118,677                            | 4,723,729                                          | 7,137,616                                                  |
|               | m [men]   | 1,997,419                                                        | 3,861                              | 1,902,489                                          | 3,903,769                                                  |
|               | w [women] | 297,791                                                          | 114,816                            | 2,821,240                                          | 3,233,847                                                  |
| A 2           | {         | 137,710                                                          | 15,731                             | 282,476                                            | 435,917                                                    |
|               |           | 112,367                                                          | 206                                | 112,442                                            | 225,015                                                    |
|               |           | 25,343                                                           | 15,525                             | 170,034                                            | 210,902                                                    |
| A 3           | {         | 17,416                                                           | 5,529                              | 21,475                                             | 44,420                                                     |
|               |           | 14,960                                                           | 102                                | 7,197                                              | 22,259                                                     |
|               |           | 2,456                                                            | 5,427                              | 14,278                                             | 22,161                                                     |
| B 1           | {         | 44,368                                                           | 3,272                              | 19,671                                             | 67,311                                                     |
|               |           | 30,845                                                           | 30                                 | 6,306                                              | 37,181                                                     |
|               |           | 13,523                                                           | 3,242                              | 13,365                                             | 30,130                                                     |
| B 2           | {         | 28,722                                                           | 428                                | 67,834                                             | 96,984                                                     |
|               |           | 26,468                                                           | —                                  | 25,490                                             | 51,958                                                     |
|               |           | 2,254                                                            | 428                                | 42,344                                             | 45,026                                                     |
| B 3           | {         | 3,476                                                            | 390                                | 2,937                                              | 6,803                                                      |
|               |           | 3,257                                                            | 2                                  | 820                                                | 4,079                                                      |
|               |           | 219                                                              | 388                                | 2,117                                              | 2,724                                                      |

\* See p. 370.—*Ed.*

\*\* Columns 7 and 8 are here reversed, as in the original. See Lenin's

| 5                                 | 6                                                 | 8**                                                                                              | 7**                                                                                                   | 9                                                              |
|-----------------------------------|---------------------------------------------------|--------------------------------------------------------------------------------------------------|-------------------------------------------------------------------------------------------------------|----------------------------------------------------------------|
| of the gainfully employed (1)     |                                                   | in general engaged in <i>side line</i> , as an <i>occupation</i> , specified in preceding column | of the gainfully employed (1) with <i>side line</i> (as an <i>occupation</i> ) notably in agriculture | total number of persons engaged in respective occupation (1+8) |
| side line                         | with side lines (auxiliary employment) in general |                                                                                                  |                                                                                                       |                                                                |
| 1,779,464<br>1,508,547<br>270,917 | 515,746<br>488,872<br>26,874                      | 1,334,235<br>1,221,485<br>112,750                                                                | 48,749<br>42,686<br>6,063                                                                             | 3,629,445<br>3,218,904<br>410,541                              |
| 107,089<br>84,176<br>22,913       | 30,621<br>28,191<br>2,430                         | 613,701<br>570,865<br>42,836                                                                     | 7,590<br>6,520<br>1,070                                                                               | 751,411<br>683,232<br>68,179                                   |
| 15,130<br>12,899<br>2,231         | 2,286<br>2,061<br>225                             | 326,049<br>303,203<br>22,846                                                                     | 676<br>568<br>108                                                                                     | 343,465<br>318,163<br>25,302                                   |
| 42,547<br>29,213<br>13,334        | 1,821<br>1,632<br>189                             | 1,001<br>769<br>232                                                                              | 924<br>830<br>94                                                                                      | 45,369<br>31,614<br>13,775                                     |
| 20,074<br>17,871<br>2,203         | 8,648<br>8,597<br>51                              | 1,064<br>997<br>67                                                                               | 7,927<br>7,893<br>34                                                                                  | 29,786<br>27,465<br>2,321                                      |
| 3,109<br>3,894<br>215             | 367<br>363<br>4                                   | 229<br>221<br>8                                                                                  | 169<br>167<br>2                                                                                       | 3,705<br>3,478<br>227                                          |

[ctd on next page]

remarks on p. 370—*Ed.*

|                | 1                                                                | 2                            | 3                                         | 4                                              |
|----------------|------------------------------------------------------------------|------------------------------|-------------------------------------------|------------------------------------------------|
|                | Population by <i>main</i> occupation of those gainfully employed |                              |                                           |                                                |
|                | gainfully employed                                               | household servants living in | members of family without main occupation | total number of persons in this category (1-3) |
| C 1 {          | 3,883,034<br>1,051,057<br>2,831,977                              | 123<br>—<br>123              | 94,889<br>37,772<br>57,117                | 3,978,046<br>1,088,829<br>2,889,217            |
| C 2 {          | 1,332,717<br>707,538<br>625,179                                  | 82<br>—<br>82                | 24,428<br>9,697<br>14,731                 | 1,357,227<br>717,235<br>639,992                |
| C 3 {          | 259,390<br>213,717<br>45,673                                     | 776<br>—<br>776              | 572,324<br>216,958<br>355,366             | 832,490<br>430,675<br>401,815                  |
| C 4 {          | 236,534<br>219,220<br>17,314                                     | 1,248<br>—<br>1,248          | 690,610<br>276,140<br>414,470             | 928,392<br>495,360<br>433,032                  |
| C 5 {          | 1,343,225<br>646,236<br>696,989                                  | 1,231<br>—<br>1,231          | 691,009<br>265,412<br>425,597             | 2,035,465<br>911,648<br>1,123,817              |
| Total<br>I A { | 9,581,802<br>5,023,084<br>4,558,718                              | 147,487<br>4,201<br>143,286  | 7,191,382<br>2,860,723<br>4,330,659       | 16,920,671<br>7,888,008<br>9,032,663           |

| 5                                   | 6                                                 | 8                                                                                                | 7                                                                                              | 9                                                              |
|-------------------------------------|---------------------------------------------------|--------------------------------------------------------------------------------------------------|------------------------------------------------------------------------------------------------|----------------------------------------------------------------|
| of the gainfully employed (1)       |                                                   | in general engaged in <i>side line</i> , as an <i>occupation</i> , specified in preceding column | of the gainfully employed (1) with side line (as an <i>occupation</i> ) notably in agriculture | total number of persons engaged in respective occupation (1+8) |
| side line                           | with side lines (auxiliary employment) in general |                                                                                                  |                                                                                                |                                                                |
| 3,741,662<br>980,807<br>2,760,855   | 141,372<br>70,250<br>71,122                       | 2,951,361<br>589,229<br>2,362,132                                                                | 1,239<br>762<br>477                                                                            | 6,834,395<br>1,640,286<br>5,194,109                            |
| 1,319,072<br>697,078<br>621,994     | 13,645<br>10,460<br>3,185                         | 79,539<br>21,914<br>57,625                                                                       | 617<br>599<br>18                                                                               | 1,412,256<br>729,452<br>682,804                                |
| 19,108<br>13,104<br>6,004           | 240,282<br>200,613<br>39,669                      | 63,962<br>55,512<br>8,450                                                                        | 238,219<br>198,884<br>39,335                                                                   | 323,352<br>269,229<br>54,123                                   |
| 4,670<br>4,001<br>669               | 231,864<br>215,219<br>16,645                      | 6,040<br>5,267<br>773                                                                            | 231,719<br>215,096<br>16,623                                                                   | 242,574<br>224,487<br>18,087                                   |
| 1,317,664<br>632,159<br>685,505     | 25,561<br>14,077<br>11,484                        | 116,403<br>52,448<br>63,955                                                                      | 936<br>504<br>432                                                                              | 1,459,628<br>698,684<br>760,944                                |
| 8,369,589<br>3,982,749<br>4,386,840 | 1,212,213<br>1,040,335<br>171,878                 | 5,493,584<br>2,821,910<br>2,671,674                                                              | 538,765<br>474,509<br>64,256                                                                   | 15,075,386<br>7,844,994<br>7,230,392                           |

There seems to be a mistake here.\*

Distribution (in thousands) adopted  
in *The Agrarian Question*, p. 244<sup>111</sup>

|                     | 1882  | 1895  | 1907  |
|---------------------|-------|-------|-------|
| a)                  | 2,253 | 2,522 | 2,450 |
| c 1)                | 1,935 | 1,899 | 3,883 |
|                     |       | —     | +     |
| I (a+c 1)           | 4,188 | 4,421 | 6,333 |
|                     |       | +     | +     |
| II c 3)             | 866   | 383   | 259   |
|                     |       | —     | —     |
| I+II                | 5,054 | 4,804 | 6,592 |
|                     |       | —     | +     |
| b)                  | 47    | 77    | 76    |
| c 2)                | 1,589 | 1,719 | 1,333 |
| c 4 and c 5)        | 1,374 | 1,445 | 1,580 |
| III (b+c 2+c 4+c 5) | 3,010 | 3,241 | 2,989 |
|                     |       | +     | —     |
| Total . . . . .     | 8,064 | 8,045 | 9,581 |
|                     |       | —     | +     |

#### Also collateral employment

|                 | 1882  | 1895  | 1907  |
|-----------------|-------|-------|-------|
| a)              | 2,120 | 2,160 | 2,274 |
| c 1)            | 664   | 1,061 | 2,951 |
| c 2)            | 9     | 60    | 80    |
| b)              |       |       | 2     |
| c 3)            |       |       | 64    |
| c 4-5)          |       |       | 122   |
|                 | 351   | 297   | 188   |
| Total . . . . . | 3,144 | 3,578 | 5,493 |

\* This is a later remark; it applies to the two places of the table Lenin subsequently corrected.—*Ed.*



| Farms in terms of hired labour | (Total labour per farm) | Number of farms | Total labour |
|--------------------------------|-------------------------|-----------------|--------------|
| Almost without hired labour    | (1-3)                   | 3,689,289       | 6,539,697    |
| Small minority of hired labour | (4-5)                   | 856,156         | 3,730,716    |
| Majority of hired labour       | (6 and >)               | 466,095         | 4,899,136    |
| (p. 41)* Total                 |                         | 5,012,140       | 15,169,549   |
| Proletarian and small peasant  | (Under 5 ha)            | 4,384,786       | 7,266,929    |
| Middle peasant                 | (5-10 ha)               | 652,798         | 2,491,337    |
| Big peasant and capitalist     | (> 10 ha)               | 698,498         | 5,411,283    |
| Total                          |                         | 5,736,082       | 15,169,549   |

\*) Estimated from % of labour given on p. 41\* for the

All the details from Wolff, *Les Engrais*,\*\* Paris, 1887.

Note sources estimating the quantity of manure: *Garola*, S. 11409), pages 121-124. *Stoekhardt's* method: multiplied by 1.3 (horses), 2.3 (cows), 1.2 (sheep), 2.5 (pigs).

*idem* in Kraft's *Agricultural Dictionary* 8°. S. 10575

*J. Fritsch*, *Les Engrais* (Paris 1909?; Bibliothèque 1/2 dry matter (Trockensubstanz) of feed+litter [Einstreu] the quantity of litter and feed, weighed in a dry state]. should be multiplied by 1.3 kg for horse; 1.5 for draught ox; means that the methods of Heuzé and Stoekhardt are similar.]

\* See p. 366.—*Ed.*

\*\* Fertilisers.—*Ed.*



| Approximate*<br>figure |                                                 | Per farm |      |                | Approximate*<br>number<br>of<br>machines | Agric.<br>ma-<br>chines<br>agric.<br>farm |
|------------------------|-------------------------------------------------|----------|------|----------------|------------------------------------------|-------------------------------------------|
| Farmland<br>ha         | Total<br>livestock<br>in terms<br>of big cattle | labour   | land | live-<br>stock |                                          |                                           |
| 5,706,798              | 7,263,522                                       | 1.7      | 1.5  | 1.9            | 167,699                                  | 0.05                                      |
| 7,050,002              | 7,515,336                                       | 4.3      | 8.2  | 8.7            | 547,084                                  | 0.6                                       |
| 19,078,074             | 14,601,747                                      | 10.5     | 40.1 | 31.3           | 1,093,924                                | 2.3                                       |
| 31,834,874             | 29,380,405                                      | 3.0      | 6.3  | 5.8            | 1,808,707                                | 0.36                                      |
| 5,036,189              | 6,992,778                                       |          |      |                | 210,179                                  |                                           |
| 4,607,090              | 5,141,657                                       |          |      |                | 398,495                                  |                                           |
| 22,191,595             | 17,245,970                                      |          |      |                | 1,200,033                                |                                           |
| 31,834,87              | 29,380,405                                      |          |      |                | 1,808,707                                |                                           |

three categories by group.

Bibliothèque Nationale 8°. S. 9558, page 100 et seq.

*Engrais* (Paris 1903.—At the Bibliothèque Nationale, 8°. fodder (weight of the dry feed substance) + litter (litter straw)

Nationale: 8°. S. 13195), p. 98 [according to *Wolff*: also in dry state.  $\Sigma \times 4$ . According to other writers, double According to M. *Heuzé*, S of litter and feed (in dry state) 2.3 for cows; 2.5 for pigs; 1.2 for sheep. (Average 1.8). [This



## in agriculture

| Temporary labour (workers) |          |                 |      |                        |          |                 |     |                        |          |                 |      |
|----------------------------|----------|-----------------|------|------------------------|----------|-----------------|-----|------------------------|----------|-----------------|------|
| family                     |          |                 |      | hired                  |          |                 |     | total                  |          |                 |      |
|                            |          | of them         |      |                        |          | of them         |     |                        |          | of them         |      |
|                            | (α)<br>% | under<br>14 yrs | %    |                        | (α)<br>% | under<br>14 yrs | %   |                        | (α)<br>% | under<br>14 yrs | %    |
| 888,204<br>1,011,510       | 55       | 37,062          | 3.6  | 74,787<br>148,781      | 79       | 1,301           | 0.8 | 962,991<br>1,160,291   | 58       | 38,363          | 3.3  |
| 612,088<br>796,926         | 39       | 72,603          | 9.1  | 122,112<br>246,971     | 78       | 2,756           | 1.1 | 734,200<br>1,043,897   | 45       | 75,359          | 7.2  |
| 376,646<br>554,367         | 22       | 91,994          | 16.5 | 140,269<br>280,390     | 68       | 4,713           | 1.7 | 516,915<br>834,757     | 29       | 96,707          | 11.5 |
| 221,400<br>330,328         | 11       | 73,891          | 22.4 | 137,098<br>266,378     | 54       | 6,035           | 2.3 | 358,498<br>596,706     | 24       | 79,926          | 13.4 |
| 137,581<br>199,139         | 14       | 48,687          | 24.4 | 156,150<br>299,165     | 42       | 9,447           | 3.1 | 293,731<br>498,304     | 23       | 58,134          | 11.6 |
| 82,948<br>115,268          | 14       | 22,939          | 19.9 | 212,578<br>401,086     | 32       | 20,268          | 5.0 | 295,526<br>516,354     | 25       | 43,207          | 8.3  |
| 3,052<br>4,092             | 11       | 222             | 5.1  | 214,238<br>399,325     | 33       | 36,241          | 9.0 | 217,290<br>403,417     | 32       | 36,463          | 9.0  |
|                            |          |                 |      |                        |          |                 |     |                        |          |                 |      |
| 2,321,919<br>3,011,630     | 29       | 347,398         | 11.2 | 1,057,232<br>2,042,096 | 45       | 80,761          | 3.9 | 3,379,151<br>5,053,726 | 33       | 428,158         | 8.4  |
|                            |          |                 |      |                        |          |                 |     |                        |          |                 |      |
|                            |          |                 |      |                        |          |                 |     |                        |          |                 |      |
|                            |          |                 |      |                        |          |                 |     |                        |          |                 |      |

[ctd on next page]

[ctd]

|                       | All labour together     |   |                            |       |                        |   |                            |     |                            |         |     |
|-----------------------|-------------------------|---|----------------------------|-------|------------------------|---|----------------------------|-----|----------------------------|---------|-----|
|                       | family                  |   |                            | hired |                        |   | total                      |     |                            |         |     |
|                       |                         | % | of them<br>under<br>14 yrs | %     |                        | % | of them<br>under<br>14 yrs | %   | of them<br>under<br>14 yrs | %       |     |
| Under 0,5 ha          | 1,392,862<br>1,826,985  |   | 42,267                     | 2.3   | 99,102<br>187,322      |   | 1,737                      | 0.9 | 1,491,964<br>2,014,307     | 44,004  | 2.2 |
| 0,5-2 ha              | 1,378,523<br>2,024,920  |   | 88,818                     | 4.4   | 158,372<br>313,825     |   | 4,120                      | 1.3 | 1,536,895<br>2,338,745     | 92,938  | 3.9 |
| 2-5 ha                | 1,370,766<br>2,502,566  |   | 125,109                    | 4.9   | 212,486<br>411,311     |   | 9,992                      | 2.4 | 1,536,895<br>2,913,877     | 135,101 | 4.6 |
| 5-10 ha               | 998,686<br>2,003,633    |   | 104,366                    | 5.2   | 252,758<br>487,704     |   | 15,393                     | 3.1 | 1,251,454<br>2,491,337     | 119,759 | 4.8 |
| 10-20 ha              | 664,631<br>1,392,654    |   | 70,241                     | 5.0   | 354,885<br>711,867     |   | 23,841                     | 3.3 | 1,019,516<br>2,104,521     | 94,082  | 4.5 |
| 20-100 ha             | 372,047<br>832,619      |   | 32,946                     | 3.9   | 557,488<br>1,236,814   |   | 38,111                     | 3.1 | 929,535<br>2,069,433       | 71,057  | 3.1 |
| 100 ha and >          | 10,020<br>38,231        |   | 465                        | 1.2   | 499,085<br>1,199,098   |   | 44,231                     | 3.7 | 509,105<br>1,237,329       | 44,696  | 3.6 |
| incl.<br>200 ha and > |                         |   |                            |       |                        |   |                            |     |                            |         |     |
| Total                 | 6,187,535<br>10,621,608 |   | 464,212                    | 4.4   | 2,134,186<br>4,547,941 |   | 137,425                    | 3.0 | 8,321,721<br>15,169,549    | 601,637 | 3.9 |
| Under 2 ha            | 2,771,385<br>3,851,905  |   |                            |       | 257,474<br>501,147     |   |                            |     | 4,353,052                  |         |     |
| 2-20                  | 3,034,083<br>5,898,853  |   |                            |       | 820,139<br>1,610,882   |   |                            |     | 7,509,735                  |         |     |
| 20 and >              | 382,067<br>870,850      |   |                            |       | 1,056,573<br>2,435,912 |   |                            |     | 3,306,762                  |         |     |

$\alpha$ =family workers;  $\beta$ =supervisors, managers, etc.;  $\gamma$ =permanent male and female farm-hands;  $\delta$ =permanent day labourers and labourers;  $\epsilon$ =temporary labour.

Zahn 1  
Annalen, 1910  
p. 595

|              | Prussia                                      |         |          |          | $\Sigma$ =100% absolute figure |           |          |          | Bavaria    |            |          |         | $\Sigma$ =100% absolute figure |          |            |
|--------------|----------------------------------------------|---------|----------|----------|--------------------------------|-----------|----------|----------|------------|------------|----------|---------|--------------------------------|----------|------------|
|              | $\alpha$                                     | $\beta$ | $\gamma$ | $\delta$ | $\epsilon$                     | $\alpha$  | $\beta$  | $\gamma$ | $\delta$   | $\epsilon$ | $\alpha$ | $\beta$ | $\gamma$                       | $\delta$ | $\epsilon$ |
| < 2 ha       | 88.5                                         | 0.1     | 1.5      | 0.8      | 9.1                            | 2,594,470 | 0.1      | 1.9      | 1.0        | 7.7        | 89.3     | 0.1     | 1.9                            | 1.0      | 7.7        |
| 2- 5 "       | 84.5                                         | 0.1     | 3.2      | 1.2      | 11.0                           | 1,497,799 | 0.1      | 3.6      | 1.0        | 5.7        | 89.6     | 0.1     | 3.6                            | 1.0      | 5.7        |
| 5- 20 "      | 72.1                                         | 0.1     | 10.9     | 2.1      | 14.8                           | 2,518,338 | 0.1      | 13.2     | 1.3        | 6.2        | 79.2     | 0.1     | 13.2                           | 1.3      | 6.2        |
| 20-100 "     | 38.9                                         | 0.6     | 29.5     | 9.9      | 21.1                           | 1,374,647 | 0.3      | 35.8     | 3.9        | 9.2        | 50.8     | 0.3     | 35.8                           | 3.9      | 9.2        |
| 100 and >    | 2.9                                          | 3.9     | 17.5     | 44.4     | 31.3                           | 1,035,270 | 4.6      | 22.1     | 41.5       | 26.8       | 5.0      | 4.6     | 22.1                           | 41.5     | 26.8       |
| $\Sigma$     | 65.9                                         | 0.6     | 10.5     | 7.6      | 15.4                           | 9,020,524 | 0.1      | 12.4     | 2.0        | 7.0        | 78.5     | 0.1     | 12.4                           | 2.0      | 7.0        |
|              | Saxony                                       |         |          |          |                                |           |          |          |            |            |          |         |                                |          |            |
|              | Württemberg                                  |         |          |          |                                |           |          |          |            |            |          |         |                                |          |            |
| Under 2 ha   | 84.9                                         | 0.3     | 1.4      | 2.1      | 11.3                           | 94,372    | 0.1      | 1.2      | 0.8        | 7.0        | 90.9     | 0.1     | 1.2                            | 0.8      | 7.0        |
| 2- 5 "       | 81.7                                         | 0.2     | 4.4      | 2.0      | 11.7                           | 68,985    | 0.1      | 2.7      | 0.8        | 5.6        | 90.8     | 0.1     | 2.7                            | 0.8      | 5.6        |
| 5- 20 "      | 69.0                                         | 0.3     | 19.9     | 2.0      | 8.8                            | 166,231   | 0.1      | 12.7     | 1.8        | 7.8        | 77.6     | 0.1     | 12.7                           | 1.8      | 7.8        |
| 20-100 "     | 34.4                                         | 1.6     | 42.4     | 8.3      | 13.3                           | 86,501    | 0.8      | 32.5     | 5.1        | 14.8       | 46.8     | 0.8     | 32.5                           | 5.1      | 14.8       |
| 100 and over | 3.4                                          | 6.1     | 18.2     | 39.8     | 32.5                           | 34,972    | 5.5      | 23.3     | 29.7       | 36.8       | 5.5      | 4.7     | 23.3                           | 29.7     | 36.8       |
| Total        | 62.6                                         | 1.0     | 17.8     | 6.2      | 12.4                           | 451,161   | 83.1     | 7.6      | 1.6        | 7.6        | 83.1     | 0.1     | 7.6                            | 1.6      | 7.6        |
|              | All Germany ( $\Sigma$ = 15,169,549 persons) |         |          |          |                                |           |          |          |            |            |          |         |                                |          |            |
|              |                                              |         |          |          | $\alpha$                       | $\beta$   | $\gamma$ | $\delta$ | $\epsilon$ |            |          |         |                                |          |            |
| Under 2 ha   |                                              |         |          |          | 88.5                           | 0.1       | 1.4      | 0.9      | 9.1        |            |          |         |                                |          |            |
| 2- 5 "       |                                              |         |          |          | 85.9                           | 0.1       | 3.2      | 1.2      | 9.6        |            |          |         |                                |          |            |
| 5- 20 "      |                                              |         |          |          | 73.9                           | 0.1       | 11.7     | 2.0      | 12.3       |            |          |         |                                |          |            |
| 20-100 "     |                                              |         |          |          | 40.2                           | 0.7       | 30.8     | 8.9      | 19.4       |            |          |         |                                |          |            |
| 100 and over |                                              |         |          |          | 3.1                            | 4.1       | 17.4     | 43.1     | 32.3       |            |          |         |                                |          |            |
| Total        |                                              |         |          |          | 70.0                           | 0.5       | 10.2     | 5.8      | 13.5       |            |          |         |                                |          |            |

Zahn (1910, p. 567) calls the 2-5 small-peasant farms { ha-ha! }  
 the 5-20 middle-peasant farms {  
 the 20-100 big-peasant farms

Owners of agricultural enterprises who are independent by main occupation  
 (Zahn 1910, p. 567)

State on June 12, 1907 as a percentage of the 1906-1907 maximum\*\*)

|              | 1907      |      | 1895        |      | men  | women | total |
|--------------|-----------|------|-------------|------|------|-------|-------|
|              | absolute  | %    | absolute    | %    |      |       |       |
| Under 2 ha   | 449,968   | 13.3 | 564,077     | 17.4 | 60.1 | 87.5  | 76.8  |
| 2-5          | 717,699   | 71.3 | 733,813     | 72.2 | 77.8 | 81.6  | 79.8  |
| 5-20         | 980,145   | 92.0 | 906,786     | 90.8 | 76.3 | 75.1  | 75.7  |
| 20-100       | 253,877   | 96.8 | 270,931     | 96.2 | 72.8 | 70.9  | 72.0  |
| 100 and over | 22,731    | 96.5 | 23,523      | 93.9 | 86.3 | 81.4  | 84.2  |
| Total        | 2,424,420 | 42.3 | 2,499,130*) | 45.0 | 73.1 | 80.3  | 76.9  |

\*) cf. p. 38 of this notebook below.\*

\*\*) Zahn, 1910; p. 568: comparison of the total number of workers on June 12, 1907 with the *maximum*.

\* See p. 361.—*Ed.*

Owners of agricultural enterprises who were not independent farmers by main occupation

| Volume 211.<br>p. 89<br>("Die berufliche<br>und soziale<br>Gliederung") <sup>112</sup> |      | employed       |                        |                                 |                                    | Total |
|----------------------------------------------------------------------------------------|------|----------------|------------------------|---------------------------------|------------------------------------|-------|
|                                                                                        |      | in<br>industry | in commu-<br>nications | in trade<br>and inn-<br>keeping | hired<br>labour,<br>casual<br>work |       |
| Total                                                                                  | 1907 | 1,127,996      | 145,877                | 19,746                          | 21,686                             |       |
|                                                                                        | 1895 | 790,950        | 101,781                | 13,593                          | 36,737                             |       |
| Under 0.5<br>ha                                                                        | 1907 | 752,278        | 104,011                | 15,741                          | 17,351                             |       |
|                                                                                        | 1895 | 514,840        | 67,632                 | 10,493                          | 29,078                             |       |
| 0.5-2 ha                                                                               | 1907 | 305,102        | 32,454                 | 3,299                           | 3,780                              |       |
|                                                                                        | 1895 | 227,928        | 27,250                 | 2,513                           | 6,910                              |       |
| 2-5 ha                                                                                 | 1907 | 65,004         | 8,286                  | 594                             | 501                                |       |
|                                                                                        | 1895 | 44,479         | 6,146                  | 472                             | 685                                |       |
| 5 ha and<br>over                                                                       | 1907 | 5,612          | 1,126                  | 112                             | 54                                 |       |
|                                                                                        | 1895 | 3,703          | 753                    | 115                             | 64                                 |       |

In view of the very confusing nature of German occupations statistics, it is important to make the following clear and simple comparison for C 1 (members of families), according to Zahn (p. 486), where those in the given occupation are the "gainfully employed, including members of their families without any occupation and their domestic servants".

|                                                | in the occupation |            |            | millions |
|------------------------------------------------|-------------------|------------|------------|----------|
|                                                | 1882              | 1907       | increase   |          |
| Independents (A in-<br>cluding A 1, C 1) . . . | 20,586,372        | 20,881,542 | 295,170    | +0.3     |
| Employees . . . . .                            | 829,865           | 3,067,649  | 2,237,784  | 2        |
| Workers (Class A 1, C 1)                       | 18,814,615        | 28,396,761 | 9,998,383  | 10       |
| Total . . .                                    | 39,814,615        | 52,345,952 | 12,531,337 |          |

## Data on live

|                | Straw                         | Oats, fodder grasses and hay |                               |                    | $\beta + \gamma + \delta$ |
|----------------|-------------------------------|------------------------------|-------------------------------|--------------------|---------------------------|
|                | $\alpha$<br>7 cereals*)<br>ha | $\beta$<br>oats              | $\gamma$<br>fodder<br>grasses | $\delta$<br>meadow |                           |
| Under 0.5 ha   | 57,834<br>7                   | 10,667                       | 8,139<br>1                    | 29,370<br>3        | 48,176<br>5               |
| 0.5-2 ha       | 482,558<br>25                 | 105,499                      | 80,516<br>4                   | 283,002<br>14      | 469,017<br>24             |
| 2-5            | 1,399,976<br>33               | 371,046                      | 262,426<br>5                  | 800,045<br>19      | 1,433,517<br>34           |
| 5-10           | 2,131,422<br>41               | 624,989                      | 381,869<br>7                  | 1,056,821<br>20    | 2,063,679<br>40           |
| 10-20          | 2,817,332<br>45               | 848,223                      | 459,857<br>8(1)               | 1,257,998<br>22(2) | 2,566,078<br>44           |
| 20-100         | 4,504,778<br>59               | 1,384,181                    | 720,375<br>9(3)               | 1,595,781<br>21(4) | 3,700,337<br>48           |
| 100 and >      | 3,360,177<br>89               | 865,713                      | 671,500<br>18                 | 928,613<br>25      | 2,465,826<br>65           |
| Total          | 14,754,077<br>50              | 4,210,318                    | 2,584,682<br>9                | 5,951,630<br>20    | 12,746,630<br>43          |
| Under 2 ha     |                               |                              |                               |                    |                           |
| 2-20 ha        |                               |                              |                               |                    |                           |
| 20 ha and over |                               |                              |                               |                    |                           |

\*) All the first 7, including oats and mixed cereals.\*

(1) 7.9; (2) 21.6  $\Sigma = 29.5$

(3) 9.4; (4) 20.8  $\Sigma = 30.2$

\* See pp. 324-25.—Ed.



stock feed

[bottom = *per 100* head of total livestock in terms of big cattle]

| Pastures                           |                          |                             | $\varepsilon + \xi + \eta$ | Mixed cereals<br>+ sugar-<br>beet + pota-<br>toes | Total area<br>under feed<br>$\beta + \gamma + \delta$<br>+ mixed<br>cereals |
|------------------------------------|--------------------------|-----------------------------|----------------------------|---------------------------------------------------|-----------------------------------------------------------------------------|
| $\varepsilon$<br>field<br>pastures | $\xi$<br>fat<br>pastures | $\eta$<br>small<br>pastures |                            |                                                   |                                                                             |
| 745                                | 535                      | 12,833                      | 15,113<br>2                | 169,028                                           | 49,620<br>6                                                                 |
| 11,836                             | 12,069                   | 41,841                      | 65,746<br>3                | 357,887                                           | 484,826<br>25                                                               |
| 42,207                             | 42,027                   | 96,771                      | 181,005<br>4               | 518,215                                           | 1,485,390<br>35                                                             |
| 79,264                             | 77,783                   | 140,225                     | 297,272<br>6               | 583,620                                           | 2,145,363<br>41                                                             |
| 142,354                            | 128,227                  | 215,166                     | 485,747<br>8               | 647,739                                           | 2,689,178<br>46                                                             |
| 492,910                            | 419,935                  | 357,443                     | 1,270,288<br>16            | 1,009,212                                         | 3,973,865<br>52                                                             |
| 315,073                            | 173,230                  | 196,013                     | 684,316<br>18              | 1,303,949                                         | 2,820,386<br>75                                                             |
| 1,084,389                          | 853,806                  | 1,061,292                   | 2,999,487<br>10            | 4,589,650                                         | 13,648,658<br>16                                                            |
|                                    |                          |                             |                            |                                                   | 534,446                                                                     |
|                                    |                          |                             |                            |                                                   | 6,319,931                                                                   |
|                                    |                          |                             |                            |                                                   | 6,794,251                                                                   |

| In the tables columns 3 and 4 are designated as they are here, but in the text Column 3 is called: landwirtschaftlich benutzte Fläche |                          |            |                                                       |                                                                                                     |
|---------------------------------------------------------------------------------------------------------------------------------------|--------------------------|------------|-------------------------------------------------------|-----------------------------------------------------------------------------------------------------|
| 1895:                                                                                                                                 | Agricultural enterprises | Total area | Total farmland (with vegetable gardens and vineyards) | ploughland, meadow, pasture and other cultivated farmland (without vegetable gardens and vineyards) |
| 1/2-1 ha                                                                                                                              | 676,215                  | 617,416    | 462,711                                               | 430,351                                                                                             |
| 1-2 ha                                                                                                                                | 707,235                  | 1,275,786  | 997,803                                               | 947,796                                                                                             |
| 5-10 ha                                                                                                                               | 605,814                  | 5,355,138  | 4,233,656                                             | 4,168,205                                                                                           |
| 10-20 ha                                                                                                                              | 392,990                  | 7,182,522  | 5,488,219                                             | 5,436,867                                                                                           |
| Σ                                                                                                                                     | 5,558,317                | 43,284,742 | 32,517,941                                            | 32,062,491                                                                                          |

| Number of farms with leased land per 100 |       | Leased land per 100 ha |       |
|------------------------------------------|-------|------------------------|-------|
| 1895                                     | 1882  | 1895                   | 1882  |
| 51.68                                    | 49.94 | 24.79                  | 27.71 |
| 49.55                                    | 44.79 | 15.93                  | 14.61 |
| 35.91                                    | 31.41 | 8.17                   | 7.25  |
| 22.62                                    | 19.08 | 7.30                   | 7.09  |
| 37.56                                    | 36.77 | 19.18                  | 22.39 |
| 46.91                                    | 44.02 | 12.38                  | 12.88 |

## 1895

|            | Farms with    |                  |                            |           | Of total land |                |
|------------|---------------|------------------|----------------------------|-----------|---------------|----------------|
|            | own land only | leased land only | more than half land leased | less      | own land ha   | leased land ha |
| Under 2 ha | 1,009,126     | 891,107          | 377,190                    | 463,510   | 1,575,672     | 598,851        |
| 2- 5       | 443,268       | 47,185           | 95,745                     | 360,663   | 3,364,418     | 659,894        |
| 5- 10      | 323,420       | 12,194           | 36,686                     | 197,422   | 4,726,447     | 550,978        |
| 10- 20     | 261,101       | 7,513            | 14,256                     | 90,597    | 6,626,528     | 473,903        |
| 5- 20      | 584,521       | 19,707           | 50,942                     | 288,019   | 11,352,975    | 1,024,881      |
| 20- 100    | 208,674       | 9,969            | 8,202                      | 45,558    | 12,102,060    | 960,200        |
| 100 and >  | 15,401        | 4,991            | 1,229                      | 3,193     | 8,875,255     | 2,116,215      |
| Σ          | 2,260,990     | 912,959          | 533,308                    | 1,160,943 | 37,270,380    | 5,360,041      |

As for other land, it is given in 1895 under 4 heads (Deputant, Dienst, common and share-cropping) which it is not worth while citing

|           |       |       |       |       |       |       |
|-----------|-------|-------|-------|-------|-------|-------|
|           | %     | %     | %     | %     | %     | %     |
| Under 2   | 31.18 | 25.68 | 11.65 | 14.32 | 65.22 | 24.79 |
| 2- 5      | 43.62 | 4.64  | 9.42  | 35.49 | 81.23 | 15.93 |
| 5- 20     | 58.52 | 1.97  | 5.10  | 28.84 | 90.55 | 8.17  |
| 20- 100   | 74.06 | 3.54  | 2.91  | 16.17 | 91.98 | 7.30  |
| 100 and > | 61.45 | 19.92 | 4.90  | 12.74 | 80.45 | 19.18 |
| Σ         | 40.68 | 16.43 | 9.59  | 20.89 | 86.11 | 12.38 |

| 1895      | A-1<br>Agriculture |           | A 2-6<br>Vegetable gar-<br>dening, fisheries,<br>etc. |           | B<br>Industry |           | C 1-10<br>Trade |           | C 11-21<br>Transport and<br>communications |           | C 22<br>Inn-keeping,<br>etc. |           |
|-----------|--------------------|-----------|-------------------------------------------------------|-----------|---------------|-----------|-----------------|-----------|--------------------------------------------|-----------|------------------------------|-----------|
|           | independent        | dependent | independent                                           | dependent | independent   | dependent | independent     | dependent | independent                                | dependent | independent                  | dependent |
| < 2 ha    | 564,077            | 689,523   | 24,163                                                | 52,329    | 534,323       | 742,768   | 105,018         | 12,234    | 23,539                                     | 94,882    | 41,971                       | 772       |
| 2-5       | 733,813            | 25,212    | 4,578                                                 | 10,602    | 121,263       | 44,479    | 17,315          | 419       | 6,432                                      | 6,146     | 16,308                       | 53        |
| 5-20      | 906,786            | 2,066     | 2,286                                                 | 4,476     | 44,204        | 3,588     | 7,519           | 99        | 2,818                                      | 729       | 12,715                       | 11        |
| 20-100    | 270,931            | 148       | 592                                                   | 194       | 4,320         | 111       | 787             | 5         | 197                                        | 24        | 1,209                        | —         |
| 100 and > | 23,523             | 88        | 132                                                   | 4         | 180           | 4         | 43              | —         | 8                                          | —         | 14                           | —         |
|           | 2,499,130          | 717,037   | 31,751                                                | 67,605    | 704,290       | 790,950   | 130,682         | 12,757    | 32,994                                     | 101,781   | 72,217                       | 836       |
| 5-10      | 538,417            | 1,822     | 1,567                                                 | 2,386     | 33,123        | 3,252     | 5,541           | 75        | 2,132                                      | 655       | 8,872                        | 6         |
| 10-20     | 368,369            | 244       | 719                                                   | 2,090     | 11,081        | 336       | 1,978           | 24        | 686                                        | 74        | 3,843                        | 5         |

| 1895      | D      | Casual hired labourer | Other types of occupation | Σ         | Independent farmers | Independents in industry, trade, etc. | Hired labourers | Others and unidentified | Details about A |                            |                       |                            |
|-----------|--------|-----------------------|---------------------------|-----------|---------------------|---------------------------------------|-----------------|-------------------------|-----------------|----------------------------|-----------------------|----------------------------|
|           |        |                       |                           |           |                     |                                       |                 |                         | independent     | with subsidiary employment | managers, supervisors | male and female farm-hands |
| < 2 ha    | 35,988 | 314,780               | 3,236,367                 | 588,240   | 704,851             | 1,628,496                             | 314,780         | 416,983                 | 147,094         | 18,888                     | 57,039                | 613,596                    |
| 2-5       | 685    | 29,013                | 1,016,318                 | 738,391   | 161,318             | 87,596                                | 29,013          | 546,361                 | 187,452         | 437                        | 481                   | 24,294                     |
| 5-20      | 64     | 11,443                | 998,804                   | 909,072   | 67,256              | 11,033                                | 11,443          | 768,440                 | 138,346         | 205                        | 54                    | 1,807                      |
| 20-100    | —      | 3,2491                | 281,767                   | 271,523   | 6,513               | 482                                   | 3,249           | 247,037                 | 23,894          | 142                        | —                     | 6                          |
| 100 and > | —      | 1,065                 | 25,061                    | 23,655    | 245                 | 96                                    | 1,065           | 17,986                  | 5,537           | 88                         | —                     | —                          |
|           | 36,737 | 359,550               | 5,558,317                 | 2,530,881 | 940,183             | 1,727,703                             | 359,550         | 1,996,807               | 502,323         | 19,760                     | 57,574                | 639,703                    |
| 5-10      | 52     | 7,914                 |                           |           |                     |                                       |                 | 444,417                 | 94,000          | 110                        | 45                    | 1,667                      |
| 10-20     | 12     | 3,529                 |                           |           |                     |                                       |                 | 324,023                 | 44,346          | 95                         | 49                    | 140                        |

Checked with *Statistics of the German Reich*, Vol. 112 (incorrect figures in )  
 For a comparison I take the main data for 1882 and 1895 from *Handwörterbuch\**  
 (1909, 3. A), I, pp. 245-246.

|                                                           | < 2 ha                             | 2-5                        | 5-20                         | 20-100                      | 100 and >                    | Σ                          |
|-----------------------------------------------------------|------------------------------------|----------------------------|------------------------------|-----------------------------|------------------------------|----------------------------|
| Number of farms                                           | 1882:<br>3,061,831<br>58.03%       | 981,407<br>18.60%          | 926,605<br>17.56%            | 281,510<br>5.34%            | 24,991<br>0.47%              | 5,276,344<br>100%          |
| ”                                                         | 1895<br>3,235,169<br>58.22         | 1,016,239<br>18.29         | 989,701<br>17.97             | 281,734<br>5.07             | 25,057<br>0.45               |                            |
| According to<br><i>Statistics of the<br/>German Reich</i> | 1895<br>3,236,367<br>58.23<br>58.9 | 1,016,318<br>18.28<br>17.5 | 998,804<br>17.97<br>18.6     | 281,767<br>5.07<br>4.6      | 25,061<br>0.45<br>0.4        | 5,558,317<br>100%<br>100   |
| Their                                                     | 1882:<br>1,825,938<br>5.73         | 3,190,203<br>10.01         | 9,158,398<br>28.74           | 9,908,170<br>31.09          | 7,286,263<br>24.43%          | 31,868,972<br>100%         |
|                                                           | 1895<br>1,807,870                  | 3,285,720                  | 9,720,935                    | 9,868,367                   | 7,829,007                    |                            |
| cultivated<br>farmland                                    | 1895<br>1,808,444<br>5.4           | 3,285,984<br>10.4          | 29,900<br>9.721,875<br>32.7% | 30.35<br>9,869,837<br>29.3% | 24.08%<br>7,831,801<br>22.2% | 100%<br>32,517,941<br>100% |

|            |      |                   |                   |                     |                     |                     |                    |
|------------|------|-------------------|-------------------|---------------------|---------------------|---------------------|--------------------|
| Total area | 1882 | 2,159,358<br>5·37 | 3,832,902<br>9·54 | 11,492,017<br>28·60 | 12,415,463<br>30·90 | 10,278,941<br>25·59 | 40,178,681<br>100% |
|            | 1895 | 2,415,914<br>5·58 | 4,142,071<br>9·57 | 12,537,660<br>28·96 | 13,157,201<br>30·40 | 11,031,896<br>25·49 | 43,284,742<br>100% |
|            | 1907 |                   | 10·0              | 31·9                | 29·3                | 23·0                | 100%               |

|                 |               |           |  |
|-----------------|---------------|-----------|--|
| 1882:           |               | Their     |  |
| Number of farms | total area ha | farmland  |  |
| 5-10            | 4,780,980     | 3,906,947 |  |
| 10-20           | 6,711,037     | 5,251,451 |  |

Cultivated area by groups of main crops (ha and %)

(ibidem 249)

|                                                         |                    |            |                |                  |                          |
|---------------------------------------------------------|--------------------|------------|----------------|------------------|--------------------------|
|                                                         | cereals and pulses | root crops | fodder grasses | commercial crops | field pasture and fallow |
| Deutsches Reich 1893:                                   | 15,992,120         | 4,237,661  | 2,519,375      | 261,090          | 2,760,347                |
| [from <i>Handwörterbuch der Staatswissenschaften</i> *] | 60·9%              | 16·2%      | 9·6            | 1·0              | 10·5%                    |

*N.B.* The 1895 statistics have *no* classification of ploughland (Ackerbau) by cereals, and the ploughland is *not* even differentiated from the cultivated farmland.

\* *Socio-Political Manual.* — *Ed.*

## Essay at compiling tables with

|              | Number of farms | Workers (12.6.1907)                                                |            |           | Of them <i>temporary</i> workers |           |           |
|--------------|-----------------|--------------------------------------------------------------------|------------|-----------|----------------------------------|-----------|-----------|
|              |                 | total                                                              | family     | hired     | total                            | family    | hired     |
| Under 0.5 ha | 2,084,060       | 2,014,307                                                          | 1,826,985  | 187,322   | 1,160,291                        | 1,011,510 | 148,781   |
| 0.5-2 ha     | 1,294,449       | 2,338,745                                                          | 2,024,920  | 313,825   | 1,043,897                        | 796,926   | 246,971   |
| 2-5 ha       | 1,006,277       | 2,913,877                                                          | 2,502,566  | 411,311   | 834,757                          | 554,367   | 280,390   |
| 5-10 ha      | 652,798         | 2,491,337                                                          | 2,003,633  | 487,704   | 596,706                          | 330,328   | 266,378   |
| 10-20 ha     | 412,741         | 2,404,521                                                          | 1,392,654  | 711,867   | 498,304                          | 199,139   | 299,165   |
| 20-100 ha    | 262,191         | 2,069,433                                                          | 832,619    | 1,236,814 | 516,354                          | 115,268   | 401,086   |
| 100 ha and > | 23,566          | 1,237,329                                                          | 38,231     | 1,199,098 | 403,417                          | 4,092     | 399,325   |
| Total        | 5,736,082       | 15,169,549                                                         | 10,621,608 | 4,547,941 | 5,053,726                        | 3,011,630 | 2,042,096 |
| Groups       |                 | Average per farm (of those <i>classified</i> by number of workers) |            |           |                                  |           |           |
| < 0.5        |                 | 1.3                                                                | 1.2        | 0.1       |                                  |           |           |
| 0.5-2        |                 | 1.9                                                                | 1.7        | 0.2       |                                  |           |           |
| 2-5          |                 | 2.9                                                                | 2.5        | 0.4       |                                  |           |           |
| 5-10         |                 | 3.8                                                                | 3.1        | 0.7       |                                  |           |           |
| 10-20        |                 | 5.1                                                                | 3.4        | 1.7       |                                  |           |           |
| 20-100       |                 | 7.9                                                                | 3.2        | 4.7       |                                  |           |           |
| 100 and >    |                 | 52.5                                                               | 1.6        | 50.9      |                                  |           |           |
| Σ            |                 | 3.0                                                                | 2.1        | 0.9       |                                  |           |           |
| Under 2 ha   | 3,378,509       | 4,358,052<br>1,324,193                                             | 3,851,905  | 501,147   |                                  |           | 395,752   |
| 2-20         | 2,071,816       | 7,509,735<br>3,655,513                                             | 5,898,853  | 1,610,882 |                                  |           | 845,933   |
| 20 and >     | 285,757         | 3,306,762<br>1,868,122                                             | 870,850    | 2,435,912 |                                  |           | 800,411   |

in pencil = incl. men\*\*

\* At the top of the table in the MS., there is a pencilled note: "Σ farms=  
\*\* This remark of Lenin's, pencilled in the MS., applies to the lower figu



bottom—number of men\*

more rational classifications:

| Maximum of workers | of them temporary | Farms by total number of workers employed |                        |               |                 |                        |               |
|--------------------|-------------------|-------------------------------------------|------------------------|---------------|-----------------|------------------------|---------------|
|                    |                   | 1-3 workers                               |                        |               | 4-5 workers     |                        |               |
|                    |                   | Number of farms                           | Number of workers      | ditto maximum | Number of farms | Number of workers      | ditto maximum |
| 2,613,590          | 748,065           | 1,451,952                                 | 1,909,576<br>477,726   | 2,352,229     | 19,644          | 82,823<br>34,269       | 93,014        |
| 3,052,997          | 961,223           | 1,100,624                                 | 1,890,699<br>604,490   | 2,477,627     | 81,584          | 346,013<br>151,820     | 396,563       |
| 3,650,514          | 1,017,027         | 736,510                                   | 1,692,687<br>750,403   | 2,218,214     | 222,679         | 948,215<br>449,854     | 1,107,537     |
| 3,210,172          | 985,213           | 308,550                                   | 799,896<br>401,716     | 1,153,062     | 274,771         | 1,190,772<br>590,891   | 1,466,802     |
| 2,860,082          | 1,054,726         | 79,796                                    | 215,288<br>118,100     | 392,231       | 200,753         | 899,958<br>467,410     | 1,239,495     |
| 2,875,384          | 1,207,037         | 11,714                                    | 31,278<br>19,443       | 75,589        | 57,167          | 262,202<br>150,793     | 441,452       |
| 1,469,685          | 631,681           | 143                                       | 273<br>212             | 3,056         | 158             | 733<br>500             | 2,377         |
| 19,732,424         | 6,604,971         | 3,689,289                                 | 6,539,697<br>2,372,090 | 8,672,008     | 856,756         | 3,730,716<br>1,845,537 | 4,747,240     |
|                    |                   |                                           | %                      |               |                 | %                      |               |
|                    |                   |                                           | 94.8                   |               |                 | 4.1                    |               |
|                    |                   |                                           | 80.9                   |               |                 | 14.8                   |               |
|                    |                   |                                           | 58.1                   |               |                 | 32.5                   |               |
|                    |                   |                                           | 32.1                   |               |                 | 47.8                   |               |
|                    |                   |                                           | 10.2                   |               |                 | 42.8                   |               |
|                    |                   |                                           | 1.5                    |               |                 | 12.6                   |               |
|                    |                   |                                           | 0.0                    |               |                 | 0.1                    |               |
| 5,666,587          |                   | 2,552,576                                 | 3,800,275              | 4,829,856     | 101,228         | 428,836                | 489,577       |
| 9,720,768          |                   | 1,124,856                                 | 2,707,871              | 3,763,507     | 698,203         | 3,038,945              | 3,813,834     |
| 4,345,069          |                   | 11,857                                    | 31,857                 | 78,645        | 57,325          | 262,935                | 443,829       |

[ctd on next page]

5,012,140” and “Σ (maximum)=19,507,799”.—*Ed.*  
 res in Column 2, in the first three lines at the bottom.—*Ed.*

[ctd]

## Farms by total number of workers employed

(absolute figures: p. 7)\*  
% of women in  
total number  
of workers

|                 | 6 workers and more   |                                                   |                                       | Total farms by number of workers |                         |                  | total | fam-<br>ily | hired |
|-----------------|----------------------|---------------------------------------------------|---------------------------------------|----------------------------------|-------------------------|------------------|-------|-------------|-------|
|                 | num-<br>ber<br>farms | number<br>of<br>workers                           | ditto<br>maxi-<br>mum                 | number<br>of<br>farms            | number<br>of<br>workers | ditto<br>maximum |       |             |       |
| Under<br>0.5 ha | 2,504                | 21,908<br>10,348                                  | 26,817                                | 1,474,100                        | 2,014,307               | 2,472,060        | 74.1  | 76.2        | 53.2  |
| 0.5-2 ha        | 12,924               | 102,033<br>45,540                                 | 117,254                               | 1,195,132                        | 2,338,745               | 2,991,444        | 67.7  | 68.1        | 50.3  |
| 2-5 ha          | 35,669               | 272,975<br>130,368                                | 310,602                               | 994,858                          | 2,913,877               | 3,636,353        | 54.4  | 54.7        | 51.6  |
| 5-10 ha         | 67,458               | 500,669<br>247,276                                | 586,402                               | 650,779                          | 2,491,337               | 3,206,266        | 50.2  | 49.8        | 51.9  |
| 10-20<br>ha     | 131,391              | 989,275<br>499,495                                | 1,226,351                             | 411,940                          | 2,104,521               | 2,858,077        | 48.4  | 46.2        | 49.8  |
| 20-100<br>ha    | 192,915              | 1,775,953<br>969,662                              | 2,357,151                             | 261,796                          | 2,069,433               | 2,874,192        | 44.8  | 44.7        | 45.1  |
| 100 ha<br>and > | 23,234               | 1,236,323<br>727,512                              | 1,463,974                             | 23,535                           | 1,237,329               | 1,469,407        | 41.0  | 26.2        | 41.6  |
| Total           | 466,095              | 4,899,136<br>2,630,201                            | 6,088,551                             | 5,012,140                        | 15,169,549<br>6,847,828 | 19,507,779       | 54.8  | 58.2        | 46.9  |
| Group           |                      | % of workers to $\Sigma$ of<br>classified workers | Average number of<br>workers per farm |                                  |                         |                  |       |             |       |
| < 0.5           |                      | 1.1                                               | 8.7                                   |                                  |                         |                  |       |             |       |
| 0.5-2           |                      | 4.3                                               | 7.0                                   |                                  |                         |                  |       |             |       |
| 2-5             |                      | 9.4                                               | 7.7                                   |                                  |                         |                  |       |             |       |
| 5-10            |                      | 20.1                                              | 7.4                                   |                                  |                         |                  |       |             |       |
| 10-20           |                      | 47.0                                              | 7.5                                   |                                  |                         |                  |       |             |       |
| 20-100          |                      | 85.9                                              | 9.2                                   |                                  |                         |                  |       |             |       |
| 100<br>and >    |                      | 99.9                                              | 53.2                                  |                                  |                         |                  |       |             |       |
| $\Sigma$        |                      |                                                   | 10.5                                  |                                  |                         |                  |       |             |       |
| Under<br>2 ha   | 15,428               | 123,941                                           | 144,071                               | 2,669,232                        | 4,353,052               | 5,463,504        |       |             |       |
| 2-20            | 234,518              | 1,762,919                                         | 2,123,355                             | 2,057,577                        | 7,509,735               | 9,700,696        |       |             |       |
| 20<br>and >     | 216,149              | 3,012,276                                         | 3,821,125                             | 285,331                          | 3,306,762               | 4,343,599        |       |             |       |

\* See p. 308.—*Ed.*

|              | (p. 2)*<br>Subsidiary<br>farms | Total<br>farms | including farmers by main<br>occupation |                                                               |                                               |                                          | E. F. H.<br>and K |
|--------------|--------------------------------|----------------|-----------------------------------------|---------------------------------------------------------------|-----------------------------------------------|------------------------------------------|-------------------|
|              |                                |                | B A I<br>and B<br>A 2-6                 | B and<br>C                                                    | pp. 13-<br>14**<br>marked<br>in red<br>pencil |                                          |                   |
|              |                                |                | Independent<br>farmers                  | Independent<br>industrialists,<br>craftsmen,<br>traders, etc. | Hired labourers                               | Employees,<br>others and<br>unidentified |                   |
| Under 0.5 ha | 1,994,894                      | 2,084,060      | 97,153                                  | 363,810                                                       | 1,287,312                                     | 335,785                                  |                   |
| 0.5-2        | 925,225                        | 1,294,449      | 377,762                                 | 277,735                                                       | 535,480                                       | 103,472                                  |                   |
| 2-5          | 287,372                        | 1,006,227      | 723,263                                 | 151,669                                                       | 104,251                                       | 27,094                                   |                   |
| 5-10         | 63,532                         | 652,798        | 590,416                                 | 46,246                                                        | 9,918                                         | 6,218                                    |                   |
| 10-20        | 21,037                         | 412,741        | 391,769                                 | 14,918                                                        | 3,169                                         | 2,885                                    |                   |
| 20-100       | 7,530                          | 262,191        | 254,288                                 | 5,293                                                         | 583                                           | 2,027                                    |                   |
| 100 and >    | 456                            | 23,566         | 22,772                                  | 279                                                           | 154                                           | 361                                      |                   |
| Total        | 3,300,046                      | 5,736,082      | 2,457,423                               | 859,950                                                       | 1,940,867                                     | 477,842                                  |                   |
|              |                                |                |                                         |                                                               |                                               |                                          |                   |
| Under 2 ha   | 2,920,119                      | 3,378,509      | 474,915                                 |                                                               | 1,882,792                                     |                                          |                   |
| 2-20         | 371,941                        | 2,071,816      | 1,705,448                               |                                                               | 117,338                                       |                                          |                   |
| 20 and >     | 7,986                          | 285,757        | 277,060                                 |                                                               | 737                                           |                                          |                   |

[ctd on next page]

\* See p. 300.—*Ed.*\*\* See pp. 320-23.—*Ed.*

[ctd]

| Use of agricultural machines.<br>(below: per 100 farms) |                                                                    |                                                                              |                                                 |                   |                         |                   |            |                                                         |                                                                 |
|---------------------------------------------------------|--------------------------------------------------------------------|------------------------------------------------------------------------------|-------------------------------------------------|-------------------|-------------------------|-------------------|------------|---------------------------------------------------------|-----------------------------------------------------------------|
|                                                         | (% of farms)<br>Number of<br>farms using<br>machines in<br>general | Total<br>of A<br>Number of<br>cases of<br>use of all<br>types of<br>machines | Number of machines owned                        |                   |                         |                   | Total      | (p. 21)* Total live-<br>stock in terms of big<br>cattle | Number of cases<br>of farms linked with<br>industries (p. 12)** |
|                                                         |                                                                    |                                                                              | All except hand<br>threshers and<br>centrifuges | Hand<br>threshers | (others)                |                   |            |                                                         |                                                                 |
|                                                         |                                                                    |                                                                              |                                                 | Hand<br>threshers | Milk<br>separa-<br>tors |                   |            |                                                         |                                                                 |
| Under<br>0.5 ha                                         | 18,466<br>0.9%                                                     | 20,660                                                                       | 457                                             | 444               | 684                     | 1,585<br>0.1      | 826,963    | 2,663                                                   |                                                                 |
| 0.5-2                                                   | 114,986<br>8.8%                                                    | 129,163                                                                      | 2,676                                           | 10,405            | 10,550                  | 23,631<br>1.1     | 1,922,138  | 10,110                                                  |                                                                 |
| 2-5                                                     | 325,665<br>32.3%                                                   | 379,343                                                                      | 15,338                                          | 116,297           | 53,328                  | 184,963<br>18.3   | 4,243,647  | 24,077                                                  |                                                                 |
| 5-10                                                    | 419,170<br>64.2%                                                   | 567,766                                                                      | 65,102                                          | 250,490           | 82,903                  | 398,495<br>61.4   | 5,141,657  | 23,732                                                  |                                                                 |
| 10-20                                                   | 353,366<br>85.6%                                                   | 635,934                                                                      | 176,900                                         | 253,227           | 92,564                  | 522,691<br>126.6  | 5,819,122  | 17,855                                                  |                                                                 |
| 20-100                                                  | 243,365<br>92.8%                                                   | 602,464                                                                      | 282,430                                         | 187,317           | 78,556                  | 548,303<br>209.1  | 7,662,750  | 11,920                                                  |                                                                 |
| 100<br>and >                                            | 22,957<br>97.4%                                                    | 89,273                                                                       | 112,396                                         | 9,746             | 6,897                   | 129,039<br>547.5  | 3,764,098  | 7,535                                                   |                                                                 |
| Total                                                   | 1,497,975<br>26.1%                                                 | 2,424,603<br>? 543                                                           | 655,299                                         | 827,926           | 325,482                 | 1,808,707<br>31.5 | 29,380,405 | 97,872                                                  |                                                                 |
|                                                         |                                                                    |                                                                              |                                                 |                   |                         |                   |            |                                                         |                                                                 |
| Under<br>2 ha                                           | 133,452                                                            |                                                                              |                                                 |                   |                         | 25,216            | 2,749,131  | 12,773                                                  |                                                                 |
| 2-20                                                    | 1,098,201                                                          |                                                                              |                                                 |                   |                         | 1,106,148         | 15,204,426 | 65,664                                                  |                                                                 |
| 20 and >                                                | 266,322                                                            |                                                                              |                                                 |                   |                         | 677,342           | 11,426,848 | 19,455                                                  |                                                                 |

\* See p. 338.—*Ed.*\*\* See pp. 318-19.—*Ed.*

Austrian Statistics, Vol. LXXXIII, Part 1, *Austria*. Agricultural Census of June 3, 1902For all this and details see black notebook<sup>143</sup>

| Total for Reich                   |                       | A. Purely family farms      |                                    | Number of economically active persons |                  |                   |               |                           |                |                  |
|-----------------------------------|-----------------------|-----------------------------|------------------------------------|---------------------------------------|------------------|-------------------|---------------|---------------------------|----------------|------------------|
| Groups by size of productive area | Total number of farms | 1. Only owner participating | 2. Members of family participating | total                                 | a) owners        | b) family members | c) employees  | (d) supervisory personnel | (e) servants   | f) day labourers |
| <b>As a result:</b>               | <b>2,856,349</b>      | <b>547,107</b>              | <b>1,677,830</b>                   | <b>9,070,682</b>                      | <b>3,424,016</b> | <b>4,389,405</b>  | <b>12,294</b> | <b>57,657</b>             | <b>942,766</b> | <b>244,544</b>   |
| -0.5 ha                           | 343,860               | 150,944                     | 181,323                            | 676,498                               | 378,485          | 285,573           |               |                           |                |                  |
| 0.5-1 "                           | 369,464               | 115,117                     | 227,109                            | 846,265                               | 427,081          | 401,905           |               |                           |                |                  |
| 1-2 "                             | 561,897               | 126,203                     | 379,991                            | 1,477,786                             | 662,367          | 775,754           |               |                           |                |                  |
| 2-5 "                             | 792,415               | 114,833                     | 545,274                            | 2,454,298                             | 954,844          | 1,384,305         |               |                           |                |                  |
| 5-10 "                            | 383,331               | 29,719                      | 227,476                            | 1,412,013                             | 476,644          |                   |               |                           |                |                  |
| 10-20 "                           | 242,293               | 8,565                       | 91,456                             | 1,044,972                             | 325,083          |                   |               |                           |                |                  |
| 20-50 "                           | 127,828               | 1,414                       | 23,602                             | 706,665                               | 171,126          |                   |               |                           |                |                  |
| 50-100 "                          | 17,372                | 182                         | 1,299                              | 126,291                               | 17,791           |                   |               |                           |                |                  |
| over 100 "                        | 17,889                | 103                         | 300                                | 325,894                               | 10,595           |                   |               |                           |                |                  |

Concerning the table on page 22.\*

It is Table 1 taken from Vol. 202.

I have two mistakes in the table: inadvertent transposition of columns 7 and 8. That's one.

Then, the figures in Column 8 have been shifted.\*\* Both mistakes have been *noted*.

The table refers to *Occupations Group I* (type of occupation A 1)= agriculture, breeding of animals used in agriculture, dairy farming, milk collector, agricultural wine-making, fruit-growing, vegetable gardening, tobacco-growing, etc. (p. 5) (type of occupation A 1)

"The subgroups of occupations under A, etc. (p. 4) include:

a) independents, also managing employees and other managers of enterprises; b) non-managing employees, in general scientifically, technically and commercially trained administrative and supervisory personnel, and also book-keepers and office workers; c) other assistants, apprentices, factory wage workers and day labourers, including family members employed in industry and servants" (p. 4).

"The subgroup of occupations I A (type of occupations A 1) includes:

A 1) owners and co-owners; A 2) leaseholders, hereditary leaseholders; A 3) managing employees, other managers of production; B 1) employees on farms, also trainees and apprentices; B 2) supervisory personnel; B 3) book-keepers and office workers; C 1) family members working on the farm of the head of household; C 2) agricultural farm-hands, male and female; C 3) agricultural labourers, day labourers, cultivating their own or leased land; C 4) agricultural labourers, day labourers, not cultivating their own or leased land, but other land; C 5) agricultural labourers, day labourers, not cultivating any land" (p. 5).

I leave out the subgroups of occupations I B= vegetable gardening and livestock farming (types of occupations A 2, A 3); II A: forestry and hunting (type of occupations A 4) and II B: fisheries (types of occupations A 5, A 6), which together with I A constitute the *group A of*

---

\* See pp. 342-45.—*Ed.*

\*\* In the MS., the figures in Column 8 groups 1-5) were displaced. In this volume they are given as indicated by Lenin (see p. 343).—*Ed.*

---

*occupations*. In this section totals are given for A, B, C, but *without subdivision* into A 1-3, B 1-3, C 1-5.

Written September 1910  
-later than June 1913

First published in 1938  
in *Lenin Miscellany XXXI*

Printed from the original

---

**PLAN FOR PROCESSING THE DATA  
OF THE GERMAN AGRICULTURAL CENSUS  
OF JUNE 12, 1907<sup>114</sup>**

*Capitalism in German agriculture, The economics of German agriculture according to the data of the 1907 Census.*

The capitalist system of agriculture in Germany according to the June 12, 1907 Census

The following main groups of questions (or themes) in processing the June 12, 1907 (agricultural) Census.

pp. 1-8<sup>115</sup>

1. 0. *Introduction.* General statement of the question: "areas". My analysis of the  $\Sigma$  data.

(I. 8-20)

§ I. (pp. 8-20)

2. 1. *Main Groups.*  
Proletarian,—peasant,—capitalist.

*"3 main groups of farms in Germany"*

**Co-relation of the three groups.**

§ II. Proletarian farms  
(20-30)

Importance of this grouping. Proof of its being correct



---

|                |                                                                                            |
|----------------|--------------------------------------------------------------------------------------------|
| § III. (30-40) | 3. <i>Hired labour.</i>                                                                    |
| § IV. (60-50)  | ( 4. 2. Female and child labour. The<br>1 odious privilege of small-scale pro-<br>duction. |
| I + II         |                                                                                            |
| § V (50-59)    | 5. 3. Labour vs. farmland and quantity of livestock. (Waste in small-scale production)     |
| § VI (60-73)   | 6. 4. Machines (cf. with <i>Hungarian</i> statistics <sup>116</sup> )                      |
| § VII (73-87)  |                                                                                            |

---

7. 5. *Livestock*  $\left\{ \begin{array}{l} \text{(Increase in} \\ \text{quantity of} \\ \text{livestock.} \\ \text{Decrease in} \\ \text{number of} \\ \text{livestock} \\ \text{owners.} \end{array} \right\}$  Hence, growth of expropriation

Comparison with *Danish* data (cf. Dutch and **Swiss**)

|               |   |                                                                                            |
|---------------|---|--------------------------------------------------------------------------------------------|
| group-<br>ing | } | 9. 6. Main <i>occupation</i> of owners (cf. 1895) <sup>117</sup> (Farms as side lines.)    |
|               |   | 10. 7. Family, <i>family-capitalist</i> and capitalist farms <i>by number of workers</i> . |

6 bis

8. Industries.
8. 9. Use of land. [*Quantity of livestock vs. fodder area*. Cf. Drechsler<sup>118</sup> and *Hungarian* statistics.]
10. Rural population by status in production (data not comparable).
11. Wine-growing farms (nothing interesting).

---

\* This line was red-pencilled in the MS. to denote that up to there the plan for the processing of German agricultural census data was used by Lenin in his article, "The Capitalist System of Modern Agriculture" (Article I).—*Ed.*

{ **American**  
and  
**Russian**  
statistics }

11. 12. *Comparison with 1895.*  
Growth of *medium* (peasant;  
farms. Transition to *livestock*  
*farming*.  
1) American statistics, on grouping,  
2) Danish } on concentration of  
3) Swiss } livestock,  
4) Hungarian on implements,  
5) Russian on co-operatives.

***The following themes remain for  
a second, article;***

8. Livestock farming. Increase in quantity along with a decrease in the number of owners = expropriation. Cf. Danish and Swiss data.
9. Livestock feed. Cf. fodder area (cf. Drechsler).
10. Main and auxiliary occupation. Non-farmers and semi-farmers. Cf. 1895.
11. Family, family-capitalist and capitalist farms. Three main groups.
12. Cf. 1895. N.B.: American statistics on 2 groups.



- Tables:* (in 1st article<sup>119</sup>)
- 1) p. 19— **3** main groups (and hired labour)
  - 2) p. 31— number of workers (family and hired) per farm in the seven groups
  - 3) p. 38— % of temporary workers in the seven groups
  - 4) p. 42— % of women in the seven groups
  - 5) p. 45— % of children in the seven groups —
  - 6) p. 52— average size of farm and area per worker in the seven groups
  - 7) p. 62— machinery (% , number of machines owned and %) in the *seven* groups
  - 8) p. 69— hired labour and machines (3 groups)
  - 9) p. 79— ploughs on farm—8 groups
  - 10) p. 86— % of cases of use of machinery in 1882, 1895, 1907 in the seven groups

Written September 1910  
-later than June 1913

First published in 1938  
in *Lenin Miscellany XXXI*

Printed from the original

## DANISH STATISTICS<sup>120</sup>

### *Danmarks Statistik.*

I had the  
last 5 (I—J)  
(1888-1909)

Livestock: 1838: Statistical Tables, Earliest Series, Part Five. 1861: *ibid.*, Third Series, Vol. 3.—1866: *ibid.*, Third Series, Vol. 10.—1871: *ibid.*, Third Series, Vol. 24.—1876: Fourth Series, C No. 1.—1881: Fourth Series, C No. 3.—1888: Fourth Series, C No. 6.—1893: Fourth Series, C No. 8.—1898: Fifth Series, C No. 2 (and *Statistical Bulletins*, Fourth Series, Vol. 5, Part 4)—1903: *Statistical Bulletins*, Fourth Series, Vol. 16, Part 6.—1909: *Statistical Tables*, Fifth Series, C No. 5.

## Quantity of livestock in Denmark:

|       | Horned cattle (head) | Total livestock in terms of big cattle (1): | Population | Number of farms with horned cattle | Carts   | Other vehicles | Two-horse teams | 1898 p. 13★ Unification of livestock [horse=3; horned cattle=1; sheep=1/6; pig=1/4] | 1898 p. 25★ Population in rural areas (roughly) | Total farms | Their total horned cattle (head) |
|-------|----------------------|---------------------------------------------|------------|------------------------------------|---------|----------------|-----------------|-------------------------------------------------------------------------------------|-------------------------------------------------|-------------|----------------------------------|
| 1838: | 854,726              | 1,565,538                                   |            |                                    |         |                |                 | 2,162,707                                                                           |                                                 |             |                                  |
| 1861: | 1,118,774            | 1,856,041                                   |            |                                    |         |                |                 | 2,464,768                                                                           |                                                 |             |                                  |
| 1871: | 1,238,898            | 2,008,606                                   | 1,811,000  |                                    |         |                |                 | 2,606,293                                                                           |                                                 |             |                                  |
| 1881: | 1,470,078            | 2,278,135                                   | 1,999,000  | 176,452                            |         |                |                 | 2,902,718                                                                           |                                                 |             |                                  |
| 1888: | 1,459,527            | 2,338,042                                   | 2,140,000  | 177,186                            | 265,775 | 123,305        | 136,534         | 2,983,022                                                                           | 1,411,547                                       |             |                                  |
| 1893: | 1,696,190            |                                             |            | 179,800                            |         |                |                 | 3,343,148                                                                           | 1,423,613                                       |             |                                  |
| 1898: | 1,744,797            |                                             |            | 180,641                            | 292,703 | 159,330        | 143,875         | 3,563,975                                                                           | 1,444,700                                       | 278,673     | 1,744,797                        |
| 1903: | 1,840,466            |                                             |            | 179,225                            |         |                |                 | 3,815,000                                                                           |                                                 |             |                                  |
| 1909: | 2,253,982            |                                             |            | 183,643                            | 327,003 | 206,076        | 166,531         |                                                                                     |                                                 | 274,248     | 2,218,350                        |

1838-

1888: +70.76% +49.34%

1) 1 head of horned cattle = 1; 1 horse = 1½; 1 donkey = ½; 1 sheep and 1 goat = 1/10; 1 pig = ¼. Totals *without goats and donkeys* (1888, p. xv).

(In 1903—no data on quantity

Number of farms with ...

|       | 1      | 2      | 3      | 4-5    | 6-9    |
|-------|--------|--------|--------|--------|--------|
| 1909: | 9,167  | 16,785 | 19,092 | 31,273 | 32,710 |
| 1903: |        |        |        |        |        |
| 1898: | 18,376 | 27,394 | 22,522 | 27,561 | 26,022 |
| 1893: | 20,596 | 27,714 | 21,908 | 26,877 | 25,494 |
| 1888: | 29,394 | 32,115 | 19,982 | 22,889 | 23,013 |

Danish 1909

Pages:

(p. 48★)

|             | farms              |              | Land         | Horned cattle |
|-------------|--------------------|--------------|--------------|---------------|
|             |                    | %            | %            | %             |
| < 3.3 ha    | 101,124            | 42.2         | 2.6          | 4.9           |
| 3.3-9.9 ha  | 50,732             | 21.2         | 9.1          | 12.3          |
| 9.9-29.7 ha | 55,703             | 23.3         | 31.2         | 35.2          |
| > 29.7 ha   | 31,916             | 13.3         | 57.1         | 47.6          |
|             | <u>Σ = 239,475</u> | <u>100.0</u> | <u>100.0</u> | <u>100.0</u>  |

of horned cattle by groups.

head of *horned cattle*:

| 10-14  | 15-29  | 30-49  | 50-99 | 100-199 | 200 and > | Total   |
|--------|--------|--------|-------|---------|-----------|---------|
| 22,498 | 37,384 | 11,360 | 2,440 | 640     | 294       | 183,641 |
| 20,375 | 30,460 | 5,650  | 1,498 | 588     | 195       | 180,641 |
| 19,802 | 29,865 | 5,335  | 1,447 | 594     | 168       |         |
| 19,855 | 24,383 | 3,638  | 1,233 | 555     | 129       | 177,186 |

statistics

48★; 162

(p. 162)  
Number of farms *with*  
horned cattle

%

38,696      38%

49,558      98%

55,188      99%

31,781      99%

---

175,223      73%

Head of  
horned cattle

105,923

267,817

767,355

1,039,740

---

2,180,835

+ 4,738  
179,961

+ 37,515  
2,218,350

- α) Under 3.3 ha = roughly proletarians and semi-proletarians  
 β) 3.3-9.9 ha = small peasants  
 γ) 9.9-29.7 ha = big peasants, peasant bourgeoisie  
 δ) > 29.7 ha = capitalist agriculture

|         | <i>Farms</i> | <i>Land</i> | <i>Horned cattle</i> |
|---------|--------------|-------------|----------------------|
|         | %            | %           | %                    |
| α + β)) | 63.4         | 11.7        | 17.2                 |
| δ))     | 13.3         | 57.1        | 47.6                 |
| γ + δ)) | 36.6         | 88.3        | 82.8%                |

Number of farms by head  
of horned cattle

|             | 1881    | 1888    |
|-------------|---------|---------|
| 1-3 head    | 79,320  | 81,491  |
| 4-14        | 67,122  | 65,757  |
| 15-49       | 28,089  | 28,021  |
| 50 and over | 1,921   | 1,917   |
| Total       | 176,452 | 177,186 |

| (p. 42*)<br>Number of farms by head of horned cattle |         |       |         |       | +<br>or<br>— |
|------------------------------------------------------|---------|-------|---------|-------|--------------|
|                                                      | 1898    | %     | 1909    | %     | 1898-1909    |
| 1-3 head                                             | 68,292  | 37.8  | 45,044  | 24.5  | —34.0%       |
| 4-14                                                 | 73,958  | 40.9  | 86,481  | 47.1  | +16.9%       |
| 15-49                                                | 36,110  | 20.0  | 48,744  | 26.6  | +35.0%       |
| 50 and >                                             | 2,281   | 1.3   | 3,374   | 1.8   | +46.3%       |
| Σ =                                                  | 180,641 | 100.0 | 183,643 | 100.0 | + 1.7%       |



Number of *horned cattle* compared:

(p. 18★)

|                | per '000<br>population  | per '000 ha            |
|----------------|-------------------------|------------------------|
| Denmark . . .  | 837 (682) <sup>1)</sup> | 578 (38) <sup>2)</sup> |
| Germany . . .  | 330 (343)               | 382 (29)               |
| Russia . . . . | 270 (292)               | 68 (5)                 |

In Germany, 10-20 ha farms  
have 33% of the hired labour  
*N.B.*

|                           | 1898                    |
|---------------------------|-------------------------|
|                           | Number<br>of farms<br>% |
| Without land . . . . .    | 4.82                    |
| < 1 Tönde Hartkarn* . . . | 52.49                   |
| 1-4     "     "     . . . | 16.34                   |
| 4 and > "     "     . . . | 10.69                   |
|                           | 84.34                   |
| Unidentified area . . .   | 16.46                   |
|                           | Σ = 100.80              |

1) Bracketed figures are for 1883-1888

2) idem. *per sq. km.*

100 ha = 1 sq. km.

\* Under 1 Tönde Hartkarn means "areas with a crop yield of under 1 ton".—*Ed.*

|                     |                  | Number of farms<br>by quantity of<br>horned cattle |         |             |       |
|---------------------|------------------|----------------------------------------------------|---------|-------------|-------|
| <i>1885</i>         |                  |                                                    |         | <i>1881</i> |       |
| — 147,584           | 50 and more head | 1,917                                              | 1,921   | —           | 4     |
| 2,671               | 15-49       ”    | 28,021                                             | 28,089  | —           | 68    |
| <hr/>               |                  |                                                    |         |             |       |
| 144,913             | 4-14       ”     | 65,757                                             | 67,122  | —           | 1,365 |
| 87,621 <sup>+</sup> | 1-3       ”      | 81,491                                             | 79,320  | +           | 2,171 |
| <hr/>               |                  |                                                    |         |             |       |
| 232,534             |                  |                                                    | 176,452 |             |       |

Written in December 1910-1913

First published in 1938  
in *Lenin Miscellany XXXI*

Printed from the original

## AUSTRIAN AGRICULTURAL STATISTICS<sup>121</sup>

### EXTRACTS

N.B. *Oesterreichische Statistik*, Band 83 (Vol. LXXXIII), Heft 1, (1902).

The name of this volume: Results of the Farm Census of June 3, 1902 (etc.). Vienna, 1909.

Austrian Agricultural Statistics

Austrian Statistical Handbook

Vol. 27 —1908 etc. (back)

Vol. 28\*) —1909 (last one)

Results of the Farm Census of June 3, 1902 (Vol. 27, p. 138).

|                                        |           | %    |
|----------------------------------------|-----------|------|
| Number of enterprises in general . . . | 2,856,349 | 100  |
| "    " purely agricultural . . . .     | 2,133,506 | 74.7 |
| "    " agricultural and forestry. .    | 713,382   | 25.0 |
| "    " purely forestry . . . . .       | 9,461     | 0.3  |

Average size of enterprise in ha:

total area = 10.5 ha  
productive area = 9.9 ha

---

\*) Vol. 29—1910 (Vienna, 1911, 6 kronen).

*Nothing* about agricultural statistics. Only references to previous years. }

There are data on industry.

## Agricultural and forestry enter

By type of

## Number of enterprises with indication

|                                 | in general *) | under 2 ha | 2-100 ha | over 100 ha |
|---------------------------------|---------------|------------|----------|-------------|
| Machinery in general . . . . .  | 947,111       | 139,548    | 796,811  | 10,752      |
| Straw-cutters . . . . .         | 804,427       | 109,218    | 685,418  | 9,791       |
| Cleaners and graders . . . . .  | 372,501       | 33,273     | 332,186  | 7,042       |
| Threshers . . . . .             | 328,708       | 10,089     | 310,316  | 8,303       |
| Seeders . . . . .               | 75,331        | 3,580      | 66,208   | 5,543       |
| Crushers . . . . .              | 45,117        | 9,073      | 33,682   | 2,362       |
| Rakes and tedders . . . . .     | 14,326        | 76         | 9,859    | 4,391       |
| Mowers . . . . .                | 13,151        | 68         | 10,182   | 2,901       |
| Separators . . . . .            | 8,674         | 248        | 7,543    | 883         |
| Rootcrop lifters . . . . .      | 6,175         | 205        | 4,720    | 1,250       |
| Maize cultivators . . . . .     | 4,608         | 277        | 3,863    | 468         |
| Manure spreaders . . . . .      | 2,438         | 25         | 979      | 1,434       |
| Hay and straw presses . . . . . | 1,668         | 255        | 1,147    | 266         |
| Steam ploughs . . . . .         | 383           | —          | 45       | 338         |
| Narrow gauge lines . . . . .    | 122           | —          | 16       | 106         |

\*) Percentage of  
farms using machin-  
ery . . . . .

33.2      10.9      51.10      60.1

\* Figures from *Austrian Statistics*, Vol. LXXXIII, Part 1, p. xxxiv and (p. 385) is a selective summary from a number of tables.—*Ed.*

prises using agricultural machinery:

machinery:

of use of machines: with cultivated area\*

| 2-5 ha  | 5-10    | 10-20   | 20-50   | 50-100 |
|---------|---------|---------|---------|--------|
| 288,931 | 220,588 | 174,876 | 100,520 | 11,896 |
| 248,163 | 190,237 | 149,706 | 87,038  | 10,274 |
| 87,271  | 92,355  | 95,292  | 52,322  | 4,946  |
| 43,142  | 76,744  | 109,982 | 72,595  | 7,853  |
| 6,592   | 11,993  | 25,450  | 19,840  | 2,333  |
| 9,216   | 7,417   | 8,403   | 7,475   | 1,171  |
| 155     | 417     | 2,134   | 5,511   | 1,642  |
| 261     | 575     | 2,530   | 5,616   | 1,200  |
| 562     | 799     | 2,488   | 3,246   | 448    |
| 608     | 904     | 1,498   | 1,356   | 354    |
| 490     | 698     | 1,321   | 1,113   | 241    |
| 54      | 97      | 183     | 406     | 239    |
| 250     | 248     | 276     | 284     | 89     |
| 1       | —       | 4       | 19      | 21     |
| —       | 3       | 1       | 5       | 7      |

pp. 27-29. The first part of the table (p. 884) is given in full, the second

Classification of agricultural and forestry enterprises by size of *productive* area (distinct from total area, farmland, ploughland and meadow, etc.)

(Vol. 27, p, 141)

|             |           |       |         |           |                                                                                                                                                                                                                                                                                                                                                                                                                                                                                                 |  |      |     |       |      |     |       |      |       |       |   |       |
|-------------|-----------|-------|---------|-----------|-------------------------------------------------------------------------------------------------------------------------------------------------------------------------------------------------------------------------------------------------------------------------------------------------------------------------------------------------------------------------------------------------------------------------------------------------------------------------------------------------|--|------|-----|-------|------|-----|-------|------|-------|-------|---|-------|
| My<br>total | Under 0.5 | ha    | 343,860 |           |                                                                                                                                                                                                                                                                                                                                                                                                                                                                                                 |  |      |     |       |      |     |       |      |       |       |   |       |
|             | 0.5-      | 1 "   | 369,464 |           |                                                                                                                                                                                                                                                                                                                                                                                                                                                                                                 |  |      |     |       |      |     |       |      |       |       |   |       |
|             | 1-        | 2 "   | 561,897 |           |                                                                                                                                                                                                                                                                                                                                                                                                                                                                                                 |  |      |     |       |      |     |       |      |       |       |   |       |
|             | 2-        | 5 "   | 792,415 |           |                                                                                                                                                                                                                                                                                                                                                                                                                                                                                                 |  |      |     |       |      |     |       |      |       |       |   |       |
|             | 5-        | 10 "  | 383,331 |           |                                                                                                                                                                                                                                                                                                                                                                                                                                                                                                 |  |      |     |       |      |     |       |      |       |       |   |       |
|             | 10-       | 20 "  | 242,293 |           |                                                                                                                                                                                                                                                                                                                                                                                                                                                                                                 |  |      |     |       |      |     |       |      |       |       |   |       |
|             | 20-       | 50 "  | 127,828 |           |                                                                                                                                                                                                                                                                                                                                                                                                                                                                                                 |  |      |     |       |      |     |       |      |       |       |   |       |
|             | 50-       | 100 " | 17,372  |           |                                                                                                                                                                                                                                                                                                                                                                                                                                                                                                 |  |      |     |       |      |     |       |      |       |       |   |       |
|             | >         | 100 " | 17,889  |           |                                                                                                                                                                                                                                                                                                                                                                                                                                                                                                 |  |      |     |       |      |     |       |      |       |       |   |       |
|             | Σ         |       |         | 2,856,349 | <div style="display: flex; align-items: center;"> <div style="font-size: 3em; margin-right: 10px;">{</div> <table border="0" style="border-collapse: collapse;"> <tr> <td style="padding-right: 10px;">100-</td> <td style="padding-right: 10px;">200</td> <td style="padding-right: 10px;">8,099</td> </tr> <tr> <td>200-</td> <td>500</td> <td>6,050</td> </tr> <tr> <td>500-</td> <td>1,000</td> <td>2,100</td> </tr> <tr> <td>&gt;</td> <td>1,000</td> <td>1,640</td> </tr> </table> </div> |  | 100- | 200 | 8,099 | 200- | 500 | 6,050 | 500- | 1,000 | 2,100 | > | 1,000 |
| 100-        | 200       | 8,099 |         |           |                                                                                                                                                                                                                                                                                                                                                                                                                                                                                                 |  |      |     |       |      |     |       |      |       |       |   |       |
| 200-        | 500       | 6,050 |         |           |                                                                                                                                                                                                                                                                                                                                                                                                                                                                                                 |  |      |     |       |      |     |       |      |       |       |   |       |
| 500-        | 1,000     | 2,100 |         |           |                                                                                                                                                                                                                                                                                                                                                                                                                                                                                                 |  |      |     |       |      |     |       |      |       |       |   |       |
| >           | 1,000     | 1,640 |         |           |                                                                                                                                                                                                                                                                                                                                                                                                                                                                                                 |  |      |     |       |      |     |       |      |       |       |   |       |

No general grouping by area, only data on enterprises  
(by produc

|                             | Number<br>of enter-<br>prises | Area           |           |                      |           |
|-----------------------------|-------------------------------|----------------|-----------|----------------------|-----------|
|                             |                               | Plough<br>land | Meadow    | Vegetable<br>gardens | Vineyards |
| Total . . .                 | 2,856,3491                    | 10,624,851     | 3,072,230 | 371,240              | 242,062   |
| with 100 ha<br>and over . . | 17,889                        | 1,640,937      | 391,047   | 32,617               | 7,372     |
| under 100 ha                | 2,838,460                     | 8,983,914      | 2,681,183 | 338,623              | 234,690   |

\* These detailed figures by groups of area over 100 ha are taken from

\*\* The data in the following table are taken from the same source,

\*\*\* The data are from the same source, 27th year of publication, 1908,

## (Vol. 27, p. 143)

|                       | Enterprises<br>by farmland |              | by productive<br>area** |              |
|-----------------------|----------------------------|--------------|-------------------------|--------------|
|                       |                            | %            |                         | %            |
| Under 2 ha . . . . .  | 1,322,565                  | 46.5         | 1,275,221               | 44.6         |
| 2- 5 ha . . . . .     | 810,225                    | 28.5         | 792,415                 | 27.7         |
| 5- 20 " . . . . .     | 613,290                    | 21.6         | 625,624                 | 21.9         |
| 20-100 " . . . . .    | 89,342                     | 3.1          | 145,200                 | 5.1          |
| Over 100 ha . . . . . | 11,466                     | 0.3          | 17,889                  | 0.7          |
|                       | <u>2,846,888</u>           | <u>100.0</u> | <u>2,856,349</u>        | <u>100.0</u> |

with 100 ha and over and enterprises with < 100 ha  
tive area)\*\*\*

in ha:

| Pastures  | Mountain<br>pastures | Forest    | Lakes, swamps,<br>ponds and un-<br>suitable land | Total      |
|-----------|----------------------|-----------|--------------------------------------------------|------------|
| 2,655,371 | 1,399,724            | 9,777,933 | 1,857,373                                        | 30,000,794 |
| 652,273   | 900,899              | 5,477,565 | 750,866                                          | 9,853,576  |
| 2,003,098 | 498,825              | 4,300,368 | 1,106,507                                        | 20,147,206 |

*Austrian Statistical Handbook*, 28th year of publication, 1909 (p. 149).—*Ed.*  
27th year of publication, 1908, pp. 141 and 142.—*Ed.*  
pp. 146-47.—*Ed.*

(Vol. 28,

## Enterprises by personnel

|              |           | Purely family enterprises |                |
|--------------|-----------|---------------------------|----------------|
|              |           | owner only                | family members |
| Under 0.5 ha | . . . . . | 150,944                   | 181,323        |
| 0.5-1 ha     | . . . . . | 115,117                   | 227,109        |
| 1-2 "        | . . . . . | 126,203                   | 379,991        |
| 2-5 "        | . . . . . | 114,833                   | 545,274        |
| 5-10 "       | . . . . . | 29,719                    | 227,476        |
| 10-20 "      | . . . . . | 8,565                     | 91,456         |
| 20-50 "      | . . . . . | 1,441                     | 23,602         |
| 50-100 "     | . . . . . | 182                       | 1,299          |
| over 100 "   | . . . . . | 103                       | 300            |
|              |           | -----                     | -----          |
| Total        | . . . . . | 547,107                   | 1,677,830      |



p. 152)

and productive area:

| Enterprises with non-family personnel      |                         |                                    |                        |                                                |
|--------------------------------------------|-------------------------|------------------------------------|------------------------|------------------------------------------------|
| without employees or supervisory personnel |                         |                                    |                        | with employees<br>and supervisory<br>personnel |
| servants<br>only                           | day labour-<br>ers only | servants and<br>day labour-<br>ers | outside<br>labour only |                                                |
| with casual outside labour                 |                         |                                    |                        |                                                |
| 7,569                                      | 1,093                   | 79                                 | 1,000                  | 1,852                                          |
| 10,326                                     | 2,688                   | 173                                | 12,960                 | 1,091                                          |
| 25,146                                     | 5,441                   | 503                                | 22,945                 | 1,668                                          |
| 72,380                                     | 13,675                  | 1,952                              | 41,286                 | 3,015                                          |
| 81,182                                     | 12,027                  | 3,302                              | 26,546                 | 3,079                                          |
| 107,401                                    | 8,193                   | 6,955                              | 15,960                 | 3,763                                          |
| 79,277                                     | 3,469                   | 9,887                              | 4,702                  | 5,450                                          |
| 9,189                                      | 579                     | 2,060                              | 332                    | 3,731                                          |
| 3,844                                      | 207                     | 828                                | 79                     | 12,528                                         |
| -----                                      | -----                   | -----                              | -----                  | -----                                          |
| 396,314                                    | 47,372                  | 25,739                             | 125,810                | 36,177                                         |

[ctd on next page]

[ctd]

|              |           | Personnel    |      |         |     |           |      |         |     |
|--------------|-----------|--------------|------|---------|-----|-----------|------|---------|-----|
|              |           | male         |      |         |     | female    |      |         |     |
| All persons  |           | over         | %    | under   | %   | over      | %    | under   | %   |
|              |           | 16 years old |      |         |     |           |      |         |     |
| Under 0.5 ha | 676,498   | 295,781      |      | 28,917  |     | 321,197   |      | 30,603  |     |
| 0.5-1 ha     | 846,265   | 366,460      | 43.1 | 44,368  | 5.7 | 389,709   | 45.4 | 45,728  | 5.8 |
| 1-2 ha       | 1,477,786 | 632,150      |      | 96,609  |     | 651,033   |      | 97,994  |     |
| 2-5 ha       | 2,454,298 | 1,045,423    | 42.6 | 191,088 | 7.8 | 1,032,920 | 42.1 | 184,867 | 7.5 |
| 5-10 ha      | 1,412,013 | 612,615      | 43.9 | 114,465 | 7.5 | 578,558   | 41.6 | 106,375 | 7.0 |
| 10-20 ha     | 1,044,972 | 466,357      |      | 70,279  |     | 444,227   |      | 64,109  |     |
| 20-50 ha     | 706,665   | 329,369      | 47.6 | 44,257  | 6.1 | 296,132   | 41.3 | 36,907  | 5.0 |
| 50-100 ha    | 126,291   | 66,803       |      | 6,311   |     | 48,233    |      | 4,944   |     |
| over 100 ha  | 325,894   | 228,949      | 70.3 | 7,500   | 2.3 | 83,220    | 25.6 | 6,225   | 1.9 |
| Total        | 9,070,682 | 4,043,907    | 44.6 | 603,795 | 6.6 | 3,845,229 | 42.5 | 577,752 | 6.3 |

| Number of gainfully employed persons |                |           |                  |          |                  |
|--------------------------------------|----------------|-----------|------------------|----------|------------------|
| owners                               | family members | employees | super-<br>visors | servants | day<br>labourers |
| 378,485                              | 285,573        | 86        | 1,895            | 8,935    | 1,524            |
| 427,081                              | 401,905        | 18        | 1,103            | 12,440   | 3,718            |
| 662,367                              | 775,754        | 24        | 1,686            | 29,984   | 7,971            |
| 954,844                              | 1,384,305      | 40        | 3,051            | 91,136   | 20,922           |
| 476,644                              | 789,325        | 67        | 3,114            | 120,151  | 22,712           |
| 325,083                              | 474,248        | 116       | 3,884            | 214,674  | 26,967           |
| 171,126                              | 237,972        | 320       | 5,716            | 259,787  | 31,744           |
| 17,791                               | 27,642         | 533       | 4,146            | 60,306   | 15,873           |
| 10,595                               | 12,681         | 11,090    | 33,062           | 145,353  | 113,113          |
| 3,424,016                            | 4,389,405      | 12,294    | 57,657           | 942,766  | 244,544          |

[ctd on next page]

[ctd]

|              | Purely family farms | Farms with non-family personnel | Total farms*    |
|--------------|---------------------|---------------------------------|-----------------|
| Under 0.5 ha | 332,267             | 11,593                          | 343,860         |
| 0.5-1 "      | 342,226             | 27,238                          | 369,464         |
| 1-2 "        | 506,194             | 55,703                          | 561,897         |
| 2-5 "        | 660,107             | 132,308                         | 792,415         |
| 5-10 "       | 257,195             | 126,136                         | 383,331         |
| 10-20 "      | 100,021             | 142,272                         | 242,293         |
| 20-50 "      | 25,043              | 102,785                         | 127,828         |
| 50-100 "     | 1,481               | 15,891                          | 17,372          |
| > 100 "      | 403                 | 17,486                          | 17,889          |
|              | <hr/> 2,224,937     | <hr/> 631,412                   | <hr/> 2,856,349 |
| Under 5 ha   |                     | 226,842                         | 2,067,636       |
| 5-10 "       |                     | 126,136                         | 383,331         |
| 10 and > "   |                     | 278,434                         | 405,382         |
|              |                     | <hr/> 631,412                   | <hr/> 2,856,349 |

\* The three boxed figures are combined from Table 6 of *Austrian Stati*\*\* Source of this and the following tables: *Austrian Statistics*. Vol.

| Number of farms connected with**                           |            |                                           | (My total)<br>Farms providing hired labour | Number of farms connected with handicraft industries |
|------------------------------------------------------------|------------|-------------------------------------------|--------------------------------------------|------------------------------------------------------|
| agricultural                                               | industrial | wage labour without further specification |                                            |                                                      |
|                                                            |            | wage labour                               |                                            |                                                      |
| 103,949                                                    | 47,585     | 25,072                                    | 176,606                                    | 27,266                                               |
| 131,738                                                    | 36,152     | 27,587                                    | 195,477                                    | 27,271                                               |
| 190,504                                                    | 44,314     | 39,090                                    | 273,908                                    | 39,782                                               |
| 186,271                                                    | 38,381     | 37,082                                    | 261,734                                    | 47,611                                               |
| } 58,173                                                   | 11,437     | 14,036                                    | 83,646                                     | 23,833                                               |
| 670,635                                                    | 177,869    | 142,867                                   | 991,371                                    | 165,763                                              |
| ( $\alpha + \beta$ ) total with hired labour and craftsmen |            |                                           | ( $\alpha$ )                               | ( $\beta$ )                                          |
| 1,049,655                                                  |            |                                           | 907,725                                    | 141,930                                              |
| } 107,479                                                  |            |                                           | } 83,646                                   | } 23,833                                             |
| 1,157,134                                                  |            |                                           | 991,371                                    | 165,763                                              |

[ctd on next page]

*stical Handbook*, 28th year of publication, 1909 (p. 152).—*Ed.*  
LXXXIII, Part 1, p. 41.—*Ed.*

[ctd]

|                |    | Number of farms connected with |                        | Total men | Total women | %    |
|----------------|----|--------------------------------|------------------------|-----------|-------------|------|
|                |    | other agricultural enterprises | industrial enterprises |           |             |      |
| Under 0.5      | ha | }                              | 13,187                 | 324,698   | 351,800     | 52.0 |
| 0.5-1          | "  |                                |                        | 410,828   | 435,437     | 51.5 |
| 1-2            | "  |                                |                        | 728,759   | 749,027     | 50.7 |
| 2-5            | "  | 8,659                          | 72,385                 | 1,236,511 | 1,217,787   | 49.6 |
| 5-10           | "  | 5,540                          | 35,551                 | 727,080   | 684,933     | 48.5 |
| 10-20          | "  | 4,922                          | 21,689                 | 536,636   | 508,336     | 48.6 |
| 20-50          | "  | 4,130                          | 12,595                 | 373,626   | 333,039     | 47.1 |
| 50-100         | "  | 1,354                          | 2,702                  | 73,114    | 53,177      | 42.1 |
| over 100       | "  | 3,396                          | 4,726                  | 236,449   | 89,445      | 27.4 |
|                |    | 41,188                         | 276,736                | 4,647,701 | 4,422,981   | 48.7 |
|                |    | ⏟                              |                        |           |             |      |
| Under 5        | ha | 221,319                        |                        |           |             |      |
| 5-10           | "  | 41,091                         |                        |           |             |      |
| 10 ha and over |    | 55,514                         |                        |           |             |      |
|                |    | 317,924                        |                        |           |             |      |

| Total children (under 16 years) | %    | Total family workers | Total hired labourers | Total workers |                                            |
|---------------------------------|------|----------------------|-----------------------|---------------|--------------------------------------------|
| 59,520                          | 8.8  | 664,058              | 12,440                | 676,498       |                                            |
| 90,096                          | 10.6 | 828,986              | 17,279                | 846,265       |                                            |
| 194,603                         | 13.2 | 1,438,121            | 39,665                | 1,477,786     |                                            |
| 375,955                         | 15.3 | 2,339,149            | 115,149               | 2,454,298     |                                            |
| 220,840                         | 15.6 | 1,265,969            | 146,044               | 1,412,013     |                                            |
| 134,388                         | 12.8 | 799,331              | 245,641               | 1,044,972     |                                            |
| 81,164                          | 11.3 | 409,098              | 297,567               | 706,665       |                                            |
| 11,255                          | 9.0  | 45,433               | 80,858                | 126,291       |                                            |
| 13,725                          | 4.2  | 23,276               | 302,618               | 325,894       |                                            |
| 1,181,546                       | 13.0 | 7,813,421            | 1,257,261             | 9,070,682     |                                            |
|                                 |      | 5,270,314            | 184,533               | 5,454,847     | Number of farms using machinery<br>428,479 |
|                                 |      | 1,265,969            | 146,044               | 1,412,013     | 220,588                                    |
|                                 |      | 1,277,138            | 926,684               | 2,203,822     | 298,044                                    |
|                                 |      | <hr/>                | <hr/>                 | <hr/>         | <hr/>                                      |
|                                 |      | 7,813,421            | 1,257,261             | 9,070,682     | 947,111                                    |

Vol. 28, p. 150  
Maintenance of livestock in  
connection with size of **productive** area

|                                        | <u>Horses</u> | <u>Horned<br/>cattle</u> | <u>Goats</u> | <u>Sheep</u> | <u>Pigs</u> | Number<br>of farms<br>with live-<br>stock in<br>general* |
|----------------------------------------|---------------|--------------------------|--------------|--------------|-------------|----------------------------------------------------------|
| a) Number of farms with this livestock |               |                          |              |              |             |                                                          |
| Under 2 ha                             | 78,760        | 720,490                  | 244,373      | 71,004       | 486,891     |                                                          |
| 2-5 "                                  | 230,079       | 714,530                  | 62,709       | 73,713       | 462,421     | 761,527                                                  |
| 5-20 "                                 | 307,765       | 595,890                  | 66,541       | 97,087       | 473,947     |                                                          |
| 20-50 "                                | 79,769        | 121,655                  | 20,797       | 32,657       | 110,988     | 122,844                                                  |
| 50-100 "                               | 10,410        | 14,692                   | 3,265        | 6,679        | 12,816      | 14,934                                                   |
| over 100 "                             | 10,771        | 12,110                   | 2,156        | 4,178        | 7,695       | 12,620                                                   |
| Total:                                 | 717,544       | 2,179,367                | 399,841      | 285,318      | 1,554,758   | 2,544,792                                                |

| b) Quantity of livestock |           |           |         |           |           |  |
|--------------------------|-----------|-----------|---------|-----------|-----------|--|
| Under 2 ha               | 110,101   | 1,232,007 | 446,808 | 503,187   | 813,836   |  |
| 2-5 "                    | 379,087   | 1,975,503 | 148,818 | 599,797   | 981,935   |  |
| 5-20 "                   | 626,149   | 3,343,032 | 145,683 | 890,110   | 1,680,992 |  |
| 20-50 "                  | 215,739   | 1,493,417 | 50,397  | 379,272   | 674,273   |  |
| 50-100 "                 | 39,286    | 301,599   | 15,339  | 127,702   | 108,629   |  |
| over 100 "               | 170,569   | 679,699   | 19,711  | 302,278   | 105,430   |  |
| Total:                   | 1,540,931 | 3,025,257 | 826,756 | 2,802,346 | 4,365,005 |  |

| Number of farms with this livestock |         |         |        |        |         |         |
|-------------------------------------|---------|---------|--------|--------|---------|---------|
| Under 0.5 ha                        | 5,790   | 86,197  | 93,321 | 14,501 | 98,340  | 215,941 |
| 0.5-1 "                             | 13,973  | 199,278 | 80,781 | 19,627 | 135,465 | 298,474 |
| 1-2 "                               | 58,978  | 435,015 | 70,271 | 36,876 | 253,086 | 507,990 |
| 5-10 "                              | 176,081 | 362,559 | 34,941 | 55,561 | 275,007 | 373,892 |
| 10-20 "                             | 131,684 | 233,331 | 31,600 | 41,526 | 198,940 | 236,570 |

| Quantity of livestock |         |           |         |         |         |  |
|-----------------------|---------|-----------|---------|---------|---------|--|
| Under 0.5 ha          | 7,535   | 121,406   | 157,412 | 103,588 | 151,416 |  |
| 0.5-1 "               | 18,515  | 297,048   | 149,762 | 130,128 | 217,274 |  |
| 1-2 "                 | 84,051  | 813,553   | 139,634 | 269,471 | 445,146 |  |
| 5-10 "                | 336,128 | 1,616,774 | 80,243  | 503,797 | 808,701 |  |
| 10-20 "               | 290,021 | 1,726,258 | 65,440  | 386,313 | 872,291 |  |

Written not earlier than  
1910-not later than 1912

First published in 1938  
in *Lenin Miscellany XXXI*

Printed from the original

\* Source: *Austrian Statistics*, Vol. LXXXIII, Part 1, p. 21.—*Ed.*



**REMARKS ON SCHMELZLE'S ARTICLE,  
"DISTRIBUTION OF RURAL LAND HOLDINGS,  
INFLUENCE ON THE PRODUCTIVITY  
AND DEVELOPMENT OF AGRICULTURE"<sup>122</sup>**

Dr. *Schmelzle*. "Die ländliche Grundbesitzverteilung, ihr Einfluss auf die Leistungsfähigkeit der Landwirtschaft und ihre Entwicklung" (*Annalen des Deutschen Reichs*, 46. Jahrgang, 1913, No. 6, S. 401-33).

The author talks platitudes refuses to differentiate between various, small, medium and large farms, but he does give many interesting indications of and references to the latest writings.

| (Stumpfe) | Cost of buildings per <i>ha</i> | Marks |
|-----------|---------------------------------|-------|
|           | on the big farms                | 360   |
| (p. 407)  | " medium "                      | 420   |
|           | " small "                       | 472   |

| Quante <sup>1)</sup> <sup>123</sup> : Cost of buildings per <i>ha</i> for | Marks                  |
|---------------------------------------------------------------------------|------------------------|
| The implication is "higher cost of repairs, insurance and depreciation".  | under-5-ha farms 1,430 |
|                                                                           | 5-20 ha 896            |
|                                                                           | 20-100 " 732           |
|                                                                           | 100-500 " 413          |
|                                                                           | 500 and over " 419     |

| Dr. Vogeley <sup>2)</sup> <sup>124</sup> reckons the averages | Marks                         |
|---------------------------------------------------------------|-------------------------------|
|                                                               | for this per <i>ha</i>        |
|                                                               | on middle-peasant farms 64.48 |
|                                                               | " big " " 57.63               |

“Untersuchungen betreffend die Rentabilität der schweizerischen Landwirtschaft.” Bericht des Bauernsekretariats. Bern 1911.\*

|                                    |            |      |                              | The earnings<br>of an entre-<br>preneur and<br>his family<br>per male<br>working day<br>1901-09 |
|------------------------------------|------------|------|------------------------------|-------------------------------------------------------------------------------------------------|
| Capital in implements              |            |      |                              |                                                                                                 |
|                                    | per ha     |      | francs                       | francs                                                                                          |
|                                    | under 5 ha | 395  |                              | 2.01                                                                                            |
|                                    | 5-10 ”     | 309  | ”                            | 2.27                                                                                            |
|                                    | 10-15 ”    | 253  | ”                            | 2.31                                                                                            |
|                                    | 15-30 ”    | 231  | ”                            | 2.26                                                                                            |
|                                    | over 30 ”  | 156  | ”                            | 4.15                                                                                            |
|                                    |            |      | cultivated<br>farmland<br>ha | of which<br>ploughland                                                                          |
| Per person working on<br>the farms |            |      |                              |                                                                                                 |
| 2) 125                             | over 15 ha | 4.67 |                              | 2.87 ha                                                                                         |
|                                    | 10-15 ”    | 3.63 |                              | 1.88 ”                                                                                          |
|                                    | under 10 ” | 2.59 |                              | 1.32 ”                                                                                          |

#### Literature:

*Werner und Albrecht. Der Betrieb det deutschen Land-  
wirtschaft am Schlusse des 19. Jahrhunderts.* Berlin 1902.\*\*

*M. Sering. Die Bodenbesitzverteilung und die Sicherung  
des Kleinbesitzes.* Schriften des Vereins für Sozialpolitik.  
Band 68. (1893).\*\*\*

*Fr. Brinkmann: Die Grundlagen der englischen Land-  
wirtschaft.* Hannover 1909.\*\*\*\*

*Keup-Mührer: Die volkswirtschaftliche Bedeutung von  
Gross- und Kleinbetrieb in der Landwirtschaft.* Berlin  
1913. [Price 11 frs 25]\*\*\*\*\*

2) *Arbeiten der Deutschen Landwirtschafts-Gesellschaft.* Heft  
118; 133; 123; 218; 130.\*\*\*\*\*

\* *A Study of the Profitability of Swiss Agriculture*, Report of the  
Peasant Secretariat.—Ed.

\*\* *German Agricultural Production at the Close of the 19th Century.*  
—Ed.

\*\*\* *Distribution of Land Holdings and the Security of Small Holdings.*  
Transactions of the Social Policy Association.—Ed.

\*\*\*\* *The Principles of British Agriculture.*—Ed.

\*\*\*\*\* *The National Economic Importance of Large- and Small-scale  
Production in Agriculture.*—Ed.

\*\*\*\*\* *Transactions of the German Agricultural Society.*—Ed.

1) *Thiels Landwirtschaftliche Jahrbücher*. 1905. S. 955.\*  
*E. Laur. Grundlagen und Methoden der Bewertung etc.*  
*in der Landwirtschaft*. Berlin 1911.\*\*

(Sammelwerk): *Neuere Erfahrungen auf dem Gebiet  
des landwirtschaftlichen Betriebswesens*.\*\*\* Berlin 1910.

*Petersilie*: "Schichtung und Aufbau der Landwirtschaft  
in Preussen." Zeitschrift des Königlichen Preussischen  
Statistischen Landesamts. 1913.\*\*\*\*

*H. Losch: Die Veränderungen im wirtschaftlichen etc.*  
*Aufbau der Bevölkerung Württembergs*. (Württembergische  
Jahrbücher für Statistik. 1911.)\*\*\*\*\*

*M. Hecht: Die Badische Landwirtschaft*. Karlsruhe  
1903,\*\*\*\*\*

Germany 1907 (Dr. Arthur Schulz where?) (P. 410)

| Calculated total<br>number of permanently<br>employed persons | Per permanently employed person |                  |      |       |              |
|---------------------------------------------------------------|---------------------------------|------------------|------|-------|--------------|
|                                                               | horses                          | horned<br>cattle | pigs | sheep | poul-<br>try |
| 2- 5 ha 2,346,000                                             | 0.10                            | 1.34             | 1.19 | 0.15  | 6.25         |
| 5- 20 " 3,891,000                                             | 0.34                            | 2.02             | 1.62 | 0.37  | 7.09         |
| 20-100 " 1,804,000                                            | 0.67                            | 2.94             | 2.02 | 1.28  | 7.85         |
| over 100 " 1,068,000                                          | 0.61                            | 2.18             | 1.29 | 4.10  | 3.35         |

On the whole, says the author, small-scale production  
is weaker (p. 414). There are special crops, vegetable gar-  
dening, but their part is weak.

(P. 415.) Area under *cereals* per 100 ha of cultivated  
farmland in 1907

|              | Germany | Bavaria |
|--------------|---------|---------|
| < 2 ha       | 31.2    | 29.4    |
| 2- 5 "       | 42.4    | 38.8    |
| 5- 20 "      | 47.5    | 41.8    |
| 20-100 "     | 48.3    | 43.5    |
| 100 and over | 47.6    | 34.9    |

\* *Thiel's Agricultural Yearbook*.—Ed.

\*\* *Principles and Methods of Assessment, etc., in Agriculture*.—Ed.

\*\*\* (Collection): *The Latest Experiments in Agricultural Production*.—

Ed.

\*\*\*\* "Stratification and Structure of Agriculture in Prussia." Journal  
of the Royal Prussian Statistical Board.—Ed.

\*\*\*\*\* *Changes in the Economic, etc. Structure of the Population in Würt-  
temberg* (Württemberg Statistical Yearbooks).—Ed.

\*\*\*\*\* *Baden Agriculture*.—Ed.

Crop statistics (1901-10)

|   |                                                                  |   |                         |      |                          |      |     |
|---|------------------------------------------------------------------|---|-------------------------|------|--------------------------|------|-----|
| { | The result is said to be not in favour of small-scale production | { | Germany . . . . .       | 19.6 | double centners<br>wheat | 16.3 | rye |
|   |                                                                  |   | Belgium. . . . .        | 23.6 |                          | 21.7 |     |
|   |                                                                  |   | Denmark . . . . .       | 27.8 |                          | 17.3 |     |
|   |                                                                  |   | France . . . . .        | 13.6 |                          | 10.6 |     |
|   |                                                                  |   | Great Britain . . . . . | 21.4 |                          | 17.6 |     |

Livestock farming: in Bavaria (1907) per 100 ha of cultivated farmland

|   |                                                                                                                                              |              |       |
|---|----------------------------------------------------------------------------------------------------------------------------------------------|--------------|-------|
| { | The big farms are said to have better livestock in general: (p. 419)<br>Cf. Part 218, <i>Transactions of the German Agricultural Society</i> | under 2 ha   | 137.6 |
|   |                                                                                                                                              | 2- 5 "       | 125.1 |
|   |                                                                                                                                              | 5- 20 "      | 109.8 |
|   |                                                                                                                                              | 20-100 "     | 98.7  |
|   |                                                                                                                                              | 100 and over | 62.7  |

p. 420: (From Part 81 of *The Contribution to the Statistics of the Kingdom of Bavaria*, p. 146★)

| N.B.           | Bavaria:                                         |                              |      |      |            |       | Head of horned cattle per 100 ha of cultivated farmland |       |            |
|----------------|--------------------------------------------------|------------------------------|------|------|------------|-------|---------------------------------------------------------|-------|------------|
|                | Per farm with the following species of livestock |                              |      |      |            |       |                                                         |       |            |
|                | horned cattle                                    |                              |      | pigs |            |       | 1907                                                    | 1882  | increase % |
| 1907           | 1882                                             | increase from 1882 to 1907 % | 1907 | 1882 | increase % |       |                                                         |       |            |
| Under 2 ha     | 1.9                                              | 1.7                          | 11.8 | 1.9  | 1.6        | 18.8  | 137.6                                                   | 131.9 | 4.3        |
| 2- 5 "         | 3.7                                              | 3.2                          | 15.6 | 2.7  | 2.1        | 28.6  | 125.1                                                   | 107.3 | 16.6       |
| 5- 20 "        | 8.7                                              | 7.3                          | 19.2 | 4.6  | 3.4        | 35.3  | 109.8                                                   | 92.3  | 19.0       |
| 20-100 "       | 21.4                                             | 17.3                         | 23.7 | 10.2 | 7.1        | 43.7  | 98.7                                                    | 80.7  | 22.3       |
| 100 and over " | 82.7                                             | 54.1                         | 52.9 | 48.7 | 21.1       | 130.8 | 62.7                                                    | 50.3  | 24.7       |

Cost-price per kilogramme of milk on farms with

|                 |       |          |
|-----------------|-------|----------|
| 5-10 ha of area | 16.34 | centimes |
| 10-20 " " "     | 14.97 | "        |
| 20-30 " " "     | 14.43 | "        |
| over 30 " " "   | 12.60 | "        |

*Schmelzle*  
in *Weekly of the*  
*Agricultural Society in*  
*Bavaria. 1912, No. 47*  
et seq.

*A Study of the*  
*Profitability of*  
*Swiss Agriculture,*  
l. c. (p. 422)

|                                       | Gross income per ha<br>without forest (1901-<br>09) | Net profit as % of<br>production capital<br>(1901-09) | Growth of gross<br>income per ha<br>of cultivated<br>area in 1906-09<br>as compared<br>with 1901-05 |                                                |
|---------------------------------------|-----------------------------------------------------|-------------------------------------------------------|-----------------------------------------------------------------------------------------------------|------------------------------------------------|
|                                       |                                                     |                                                       | Gross<br>income<br>in general                                                                       | Gross in-<br>come from<br>livestock<br>farming |
|                                       |                                                     | %                                                     | %                                                                                                   | %                                              |
| Small-peasant farms . . . under 5 ha  | 169.70                                              | 2.35                                                  | +3.7                                                                                                | 14.6                                           |
| Small middle-peasant farms . . . 5-10 | 148.20                                              | 2.91                                                  | 17.7                                                                                                | 21.2                                           |
| Middle-peasant farms . . . 10-15      | 128.55                                              | 3.34                                                  | 16.2                                                                                                | 21.8                                           |
| Big middle-peasant farms . . . 15-30  | 122.00                                              | 3.42                                                  | 20.5                                                                                                | 22.0                                           |
| Big-peasant farms . . . . over 30     | 100.00                                              | 4.48                                                  | 16.9                                                                                                | 15.7                                           |

Both wings of the Social-Democrats are said to be wrong: the Radicals in that they tend to forget the difference between agriculture and industry, and the revisionists in that they allege the superiority of small-scale production to be the cause (of the development towards small-scale production) (p. 433). The author is a *middle-of-the-roader* (11), a fool. He says small and middle (5-20 ha) peasant farms are growing stronger, area statistics for 1907, etc., etc.

Written not earlier than July  
1913

First published in 1938  
in *Lenin Miscellany XXXI*

Printed from the original

**REMARKS ON E. LAUR'S BOOK,  
STATISTICAL NOTES ON THE  
DEVELOPMENT OF SWISS AGRICULTURE  
OVER THE LAST 25 YEARS<sup>126</sup>**

*Statistische Notizen über die Entwicklung der schweizerischen Landwirtschaft in den letzten 25 Jahren.* (E. Laur). Brugg 1907.

Participation of Swiss agriculture in supplying the country with corn (estimated).

In the early 1880s = 1,850,000 quintals\* = 38.5% of demand  
Now . . . . . = 850,000 " = 14.3%

Reduction in area under corn

|        |                                        |  | %    |
|--------|----------------------------------------|--|------|
| Canton | Zurich (1885)—15,490 ha —(1896) 13,590 |  | 12.3 |
|        | Berne (1885)—48,170 " —(1905) 43,340   |  | 10.0 |
|        | Waadt (1886)—38,510 " —(1905) 28,330   |  | 27.2 |

| Maintenance of livestock              | 1886      | 1906      | ±%      |
|---------------------------------------|-----------|-----------|---------|
| Number of livestock owners . . . . .  | 289,274   | 274,706   | — 5.04  |
| Livestock owners with farms . . . . . | 258,639   | 239,111   | — 7.55  |
| Owners of horses. . . . .             | 56,499    | 72,925    | + 29.07 |
| Owners of big horned cattle . . . . . | 219,193   | 212,950   | — 2.85  |
| Owners of small cattle . . . . .      | 232,104   | 206,291   | — 11.55 |
| Horses . . . . .                      | 298,622   | 135,091   | + 36.98 |
| Horned cattle . . . . .               | 1,212,538 | 1,497,904 | + 23.54 |
| Pigs . . . . .                        | 394,917   | 548,355   | + 38.88 |
| Sheep . . . . .                       | 341,804   | 209,243   | — 38.78 |
| Goats. . . . .                        | 416,323   | 359,913   | — 13.55 |

\* Double metric centners (100 kg).—*Ed.*

## Value of livestock

|                         | 1886             | 1906    | ±%      |
|-------------------------|------------------|---------|---------|
| Horses . . . . .        | 51,245 (000 fr.) | 94,523  | + 84.45 |
| Horned cattle . . . . . | 360,853          | 527,797 | + 46.26 |
| Pigs . . . . .          | 20,997           | 42,665  | +103.15 |
| etc. . . . .            |                  |         |         |
| Total . . . . .         | 448,579          | 680,722 | + 51.75 |

## Milk production

|                                                                                          |                             |                         |         |
|------------------------------------------------------------------------------------------|-----------------------------|-------------------------|---------|
| Milch cows . . . . .                                                                     | 663,102                     | 785,577                 | + 18.47 |
| Milk goats. . . . .                                                                      | 291,426                     | 251,970                 | — 13.55 |
| Milk from cows . . . . .                                                                 | 14,678,000 hl*<br>(2,210 l) | 20,818,000<br>(2,650 l) | + 14.84 |
| "    "    goats . . . . .                                                                | 874,000 hl<br>(300 l)       | 756,000<br>(300 l)      | — 13.55 |
| Total milk output . . . . .                                                              | 15,552,000 hl               | 21,574,000 hl           | + 38.72 |
| Consumption of milk by population . . . . .                                              | 7,217,000 hl<br>(300 l)     | 10,391,000              | + 44.00 |
| Consumption of milk for breeding and fattening of calves . . . . .                       | 2,437,000                   | 3,124,000               | + 27.80 |
| Consumption of milk for breeding goats . . . . .                                         | 87,000                      | 75,000                  | — 13.80 |
| Consumption of milk for breeding pigs . . . . .                                          | 117,000                     | 160,000                 | + 36.75 |
| Consumption of milk for condensation and baby food . . . . .                             | 369,000                     | 886,000                 | —140.11 |
| Consumption of milk for making chocolate . . . . .                                       | 15,000                      | 100,000                 | +566.67 |
| Consumption of milk for technical processing on Alpine farms . . . . .                   | 5,311,000                   | 6,939,000               | + 28.75 |
| Milk consumed on farms and in households . . . . .                                       | 5,450,000                   | 6,563,000               | + 20.42 |
| Milk marketed . . . . .                                                                  | 10,102,000                  | 15,095,000              | + 49.43 |
| of this, milk and milk products for export . . . . .                                     | 3,500,000                   | 4,502,000               | + 28.63 |
| of this, milk and milk products at home . . . . .                                        | 6,602,000                   | 10,593,000              | + 60.45 |
| Value of milk output . . . . .                                                           | 215,500,000 francs          | 333,210,000 francs      | + 54.62 |
| Value, of milk output less milk going into breeding and fattening of livestock . . . . . | 175,597,000                 | 286,180,000             | + 62.05 |

\* hl—hectolitres; l—litres.—*Ed.*

|                                                 | 1886                   | 1906        | ±%      |
|-------------------------------------------------|------------------------|-------------|---------|
| Total value of Swiss meat production . . . . .  | 126,612,000<br>frances | 214,810,000 | + 70.72 |
| Total value of Swiss meat consumption . . . . . | 172,080,000            | 285,171,000 | + 65.71 |
| Cost of one kg of meat . . .                    | 1.514                  | 1.625       | + 7.33  |
| Per-head consumption of meat . . . . .          | 39.353 kg              | 50.103 kg   | + 27.31 |
| Consumption of meat (quintals) . . . . .        | 1,136,000              | 1,755,000   | + 54.48 |
| of this, nationally produced . . . . .          | 829,000                | 1,333,000   | + 60.79 |
| of this, imported . . . . .                     | 307,000                | 422,000     | + 37.45 |

### Value of total output (estimated)

|                                                         | '000 fr.<br>in mid-<br>1880s | %      | '000 fr.<br>now | %      | ±%      |
|---------------------------------------------------------|------------------------------|--------|-----------------|--------|---------|
| Cereals . . . . .                                       | 39,000                       | 7.16   | 21,300          | 2.92   | - 45.38 |
| Potatoes . . . . .                                      | 24,471                       | 4.50   | 27,000          | 3.70   | + 10.33 |
| Hemp and hay . . . . .                                  | 1,894                        | 0.35   | 1,900           | 0.26   | + 0.32  |
| Tobacco . . . . .                                       | 1,000                        | 0.17   | 1,000           | 0.14   | —       |
| Various crops . . . . .                                 | 250                          | 0.04   | 400             | 0.05   | + 60.00 |
| Hay for horses not used on farms . . . . .              | 3,600                        | 0.66   | 4,500           | 0.62   | + 25.00 |
| Wine-growing . . . . .                                  | 49,240                       | 9.05   | 45,000          | 6.16   | - 8.61  |
| Fruit-growing . . . . .                                 | 49,500                       | 9.09   | 60,000          | 8.21   | + 21.21 |
| Vegetable-gardening . . . . .                           | 25,926                       | 4.76   | 26,400          | 3.61   | + 1.83  |
| Horned cattle breeding . . . . .                        | 6,485                        | 1.19   | 5,600           | 0.77   | - 13.64 |
| Fattening of horned cattle (including export) . . . . . | 96,250                       | 17.68  | 156,300         | 21.40  | + 62.39 |
| Horse breeding . . . . .                                | 288                          | 0.05   | 350             | 0.05   | + 21.52 |
| Pig breeding . . . . .                                  | 38,221                       | 7.02   | 61,480          | 8.43   | + 60.85 |
| Sheep breeding . . . . .                                | 3,800                        | 0.70   | 2,590           | 0.35   | - 31.84 |
| Goat breeding . . . . .                                 | 12,260                       | 2.25   | 13,260          | 1.81   | + 8.24  |
| Poultry farming . . . . .                               | 13,256                       | 2.43   | 14,000          | 1.01   | + 5.61  |
| Bee-keeping . . . . .                                   | 2,286                        | 0.41   | 3,000           | 0.41   | + 31.23 |
| Milk products . . . . .                                 | 176,597                      | 32.49  | 286,180         | 39.20  | + 62.05 |
| Total . . . . .                                         | 544,314                      | 100.00 | 730,260         | 100.00 | + 34.16 |



| Import of agricultural raw materials and machinery | mid-1880s quintals | now quintals | ±%         |       |         |        |        |
|----------------------------------------------------|--------------------|--------------|------------|-------|---------|--------|--------|
| Fertilisers and waste . . . . .                    | 181,720            | 913,340      | + 402.60   |       |         |        |        |
| Feedstuffs. . . . .                                | 516,000            | 1,456,390    | + 182.25   |       |         |        |        |
| { Bran, oil-cakes (idem ground) . .                | 27,410             | 366,310      | + 1,236.41 |       |         |        |        |
| { Maize . . . . .                                  | 287,370            | 634,620      | + 120.83   |       |         |        |        |
| { Flour . . . . .                                  | 86,230             | 171,850      | + 99.30    |       |         |        |        |
| Straw and straw for litter . . . . .               | 110,000            | 567,410      | + 415.82   |       |         |        |        |
| Seed . . . . .                                     | 24,130             | 11,450       | - 52.55    |       |         |        |        |
| Agricultural machinery and implements              | 1,340              | 40,340       | + 2,910.45 |       |         |        |        |
|                                                    | 1885-1888          | 1905         |            |       |         |        |        |
| <b>Import of competitive farm items . . . . .</b>  | 198,381,000 francs | 351,681      | + 77.27    |       |         |        |        |
| <b>Export of competitive farm items . . . . .</b>  | 78,399,000 francs  | 81,512       | + 3.97     |       |         |        |        |
| <b>Agricultural population . . . . .</b>           | 1888               | 1900         | %          |       |         |        |        |
| Relating to agriculture . . . . .                  | 1,092,827          | 1,047,795    | - 4.12     |       |         |        |        |
| Male . . . . .                                     | 568,024            | 555,047      | - 2.28     |       |         |        |        |
| Female. . . . .                                    | 524,803            | 492,748      | - 6.10     |       |         |        |        |
| Technical and managing personnel, men              | —                  | 464          |            |       |         |        |        |
| " " " " women                                      | —                  | 14           |            |       |         |        |        |
| Man servants . . . . .                             | 61,320             | 57,849       | — 5.66     |       |         |        |        |
| Maid servants . . . . .                            | 9,927              |              |            | 6,779 | — 31.71 |        |        |
| Day labourers men . . . . .                        | 35,258             |              |            |       |         | 37,234 | + 5.60 |
| Day labourers women . . . . .                      | 8,921              |              |            |       |         |        |        |
|                                                    | 115,426            | 110,210      |            |       |         |        |        |

Written in 1913

First published in 1938  
in *Lenin Miscellany XXXI*


Printed from the original

**REMARKS ON E. JORDI'S BOOK,  
THE ELECTRIC MOTOR IN AGRICULTURE<sup>127</sup>**

*Ernst Jordi, Der Elèktromotor in der Landwirtschaft.* Bern 1910

The author is a practitioner from an agricultural school at Rütli, Berne. This school itself uses an electric motor for farming operations. The author has collected data on electric motors in Swiss agriculture. Result: highly recommends that peasant co-operatives use electric motors.

“At present, no other mechanical engine can match the electric motor’s simple and reliable operation, insignificant wear and tear, great adaptability, instant readiness for use, minimal requirements in supervision and maintenance, and the consequent low overhead costs. . . . Production-wise, it will pay big farms to have their own motor in most cases. Medium and small farms are advised to purchase and run an electric motor co-operatively. . . .” p. 79.

|                                                                                               |                                                                                     |                                                                                                                                                                                                                                                                                                                                                                                                                   |
|-----------------------------------------------------------------------------------------------|-------------------------------------------------------------------------------------|-------------------------------------------------------------------------------------------------------------------------------------------------------------------------------------------------------------------------------------------------------------------------------------------------------------------------------------------------------------------------------------------------------------------|
| Cost of<br>electricity:<br>“effective h.p.—hour with<br>the use of” (p. 78)                   |  | $1 \text{ volt} \times 1 \text{ ampere} = 1 \text{ watt}$<br>h.p. { <ul style="list-style-type: none"> <li>kilowatt = 1,000 watts</li> <li>1 h.p. = 736 watts</li> <li>a. electric motor<br/>(4 h.p.)—26 centimes</li> <li>b. manpower—300 centimes</li> <li>c. one-horse drive—100 centimes</li> <li>d. water (very cheap) a few centimes</li> <li>e. internal-combustion engine (4 h.p.)—60 centimes</li> </ul> |
| { Consequently, the elec- }<br>{ tric motor is cheaper than }<br>{ anything (except water). } |                                                                                     |                                                                                                                                                                                                                                                                                                                                                                                                                   |

---

The author reckons Switzerland's water-power (according to official statistics) at 7 22,600 h.p. Roughly  $\frac{3}{4}$  of a million h.p. (in a 24-hour day). Rather, up to 1 million = the work of 14-24 million men (p. 13)

Written in September-October  
1914

First printed in the  
Fourth Russian edition  
of the *Collected Works*

Printed from the original

---

**CAPITALISM AND AGRICULTURE  
IN THE UNITED STATES OF AMERICA**<sup>128</sup>

OUTLINE OF INTRODUCTION

AMERICAN AGRICULTURAL CENSUSES

The importance of America as a leading country of capitalism. A model. Ahead of the others. Most freedom, etc.

Agricultural evolution. The significance, importance and complexity of the question.

American agricultural statistics. Decennial censuses. Similar material.

Himmer as a *collection* of bourgeois views. *In this respect* his short article is worth volumes.

The gist of his attitude: “*family-labour*” farms (or farmers) or *capitalist* farms. Main propositions. “Decline of Capitalism”?

VARIANTS OF PLAN

I

3 main divisions and 2 *subdivisions*.

3 *sections* and 2 *subdivisions* (9 divisions)

Cf. p. 4 of the extracts from the 1900 edition: in 1900 there were 5 divisions,\* which is more *reasonable*.

Population density.

Per cent of urban population.

Population increase.

---

\* See p. 427.—*Ed.*

Settlement (homesteads).  
 Growing number of farms.  
 Increase in improved area.  
 Intensiveness of agriculture.

{ capital  
 { fertilisers.

Hired labour.  
 Crops (agricultural).  
 Yields.

Average farm acreage and its changes  
 { by divisions  
 { in time.

Percentage distribution of total value of farms and value of agricultural implements + machines.

Sale-purchase of feedstuffs and livestock products.

Negroes in the South and their flight to the cities. Immigrants and their urge to move to the cities.

Hired labour in agriculture.

Expenditures for wages.

Occupation statistics.

Owners versus tenants  
 in general  
 in the South.

Mortgaged farms. Increase.

Number of farms owning horses and changes.

Number of farms (by groups) and changes.

Acreage of improved land (*idem*) and changes.

Dairy *cattle* (and its concentration). . . .

Plantations in the South.

Overall picture of industry and agriculture in their class structure and development.

*Three methods of grouping.* N.B.)  
 (1900). . . .

Latifundia and decrease in their acreage.

## II

The main thing: three *sections* and

A) 2 divisions of the North (New England + Middle Atlantic). . . .

Add: the prices of **industrial** products

- B) The South—"decline of capitalism".  
 C) Summaries of acreage groups.  
 D) Comparison of three types of groupings.  
     settlement.  
     latifundia.  
     *Owners versus tenants.*  
     *Overall picture of agriculture and industry.*

### III

1. *Introduction*. The importance of the question. Material. "Himmer".
  2. **General** essay 3(+2) *main* sections (*general* characteristic) resp. 3-5 §§

|                       |                              |
|-----------------------|------------------------------|
| (homestead) West      | Transition from homestead to |
| (industrial) North    | settled areas                |
| (slave-holding) South | (1 division)                 |
|                       | (1 division)                 |
  3. Average farm acreage (1850-1910)
- 
4. Acreage groups.
  5. *Ibid.* Percentage distribution of total value and value of machinery.
  6. Groups by income.
  7. " " principal source of income ("specialities")
  8. Comparison of the 3 groupings.
  9. Expropriation of the small farmers.
 

|                                                                                             |                    |
|---------------------------------------------------------------------------------------------|--------------------|
| { summaries for the United States<br>groupings<br>owners and tenants<br>ownership of horses | } mortgaged farms. |
|---------------------------------------------------------------------------------------------|--------------------|
  10. Hired labour in agriculture.
  11. Considerable decrease in the acreage of the latifundia.
  12. Overall picture.
- 

Further (after 13 §§) roughly:

14. Expropriation of small farmers

- ( $\alpha$ ) flight from the countryside  
 ( $\beta$ ) owners  
 ( $\gamma$ ) ownership of horses  
 ( $\delta$ ) farm debt.
15. Overall picture *N.B.* +  
 (( +cf. *America and Russia, if all the land* ))  
 (*goes to the peasants.*)
15. A comparative picture of evolution in industry and agriculture.
16. *Summary and conclusions.*

|                                                        |
|--------------------------------------------------------|
| add to § 3, the North<br>% of <i>large enterprises</i> |
|--------------------------------------------------------|

**add:** % of high-income farms

|               |     |             |
|---------------|-----|-------------|
| under 3 acres | 5.2 | <i>N.B.</i> |
| 3 to 10       | 0.6 |             |
| 10 to 20      | 0.4 |             |
| 20 to 50      | 0.3 |             |
| 50 to 100     | 0.6 |             |

+ prices of livestock

*Add:* Latifundia, % of land

|      |      |
|------|------|
| 1900 | 1910 |
|------|------|

|      |      |
|------|------|
| 23.6 | 19.7 |
|------|------|

+ value of land:

|      |      |
|------|------|
| 7.1% | 7.6% |
|------|------|

+ increase in livestock

meadow + land: p. 6.

#### VARIANTS OF TITLE

#### *Roughly:*

*Capitalism and Agriculture in the United States of America.*

(New Data on the Laws Governing the Development of Capitalism in Agriculture.)

*New Data on the Laws Governing the Development of Capitalism in Agriculture.*

Part One. Capitalism and Agriculture in the United States of America.

## EXTRACTS FROM DIFFERENT VARIANTS

## I

- I.  
 From corvée to capitalist rent.  
 Marx.  
 III. Size of capital investment in land.
- 

## II

- “Summary and Conclusions”:  
 A) ( Similar material.  
     Range of nuances.  
 B) “*Seven theses.*”
- 

16. *Summary and  
 conclusions*

|                                               |
|-----------------------------------------------|
| <p><i>p. 20:</i><br/> <i>+ quotations</i></p> |
|-----------------------------------------------|

## III

- Size of country and diversity.  
 Range of nuances, strands in evolution:
3. ||  $\alpha$ ) Intensification due to vast industry.
  4. ||  $\beta$ ) Extensive farming (livestock breeding—hundreds of dessiatines)
  2.  $\gamma$ ) Settlement
  1.  $\delta$ ) Transition from feudalism to capitalism (slave-holding)
  - $\epsilon$ ) comparative size of farms (?)
1. | Machinery
  2. | Hired labour
  3. | Displacement of small-scale by large-scale farming
  4. | Minimisation of the displacement by acreage grouping.
  5. | Growth of capitalism as farms become smaller (intensification).
-



6. Expropriation of small farmers  
 { owners and tenants  
 { ownership of livestock  
 { debts.
7. Uniformity with industry (§ 15).

## IV

10. Defects of conventional methods of economic inquiry.  
 11. Small and big farms by value of product.  
 12. More exact comparisons of small and large enterprises.  
 13. Different types of enterprises in agriculture.  
 13. How is the displacement of small-scale by large-scale production in agriculture minimised?

## V

4. *Average size of farms.*  
*"Decline of capitalism" in the South.*  
*U.S.A. the South, the North*  
 = — +  
*two divisions of the North, the West, the South*  
 — +
5. *"Disintegration of capitalism" in the North.* New England + Middle Atlantic.  
 6. *Capitalist character.*  
 6. *Groups by farm acreage. Overall result.*  
 7. *Idem. The South.*  
 8. *The North.* New England + Middle Atlantic.  
 9. *The West.*  
 10. *The capitalist character of agriculture.*  
 11. *Groups by value* (total value and value of machinery).  
 12. *Groups by income.*  
 13. *Groups by speciality.*  
 14. *Comparison of the three groupings.*  
 15. *Expropriation.*  
 16. *Overall picture.*

## VI

10. Shortcomings in the grouping of farms by acreage  
 11. Grouping by income

12. Grouping by (principal source of income) speciality  
 13. Comparison of the three groupings.,  
 { *cf. America and Russia, if all the land went* } N.B.  
 { to the peasants }

## VII

California

per acre

|               | 1910 | 1900 |
|---------------|------|------|
| <i>Labour</i> | 4.38 | 2.16 |
| Fertilisers   | 0.19 | 0.08 |

*Understatement* of the ruin of small-scale production when grouping is by acreage):

the *minority* of prospering farms are lumped together *with the masses* of backward farms and those on the way to ruin,

N.B.

*Add:*

among the high-income farms (\$2,500 and over), there is a higher % of very small and small farms

|                |     |
|----------------|-----|
| under 3 acres— | 5.2 |
| 3 to 10        | 0.6 |
| 10 to 20       | 0.4 |
| 20 to 50       | 0.3 |
| 50 to 100      | 0.6 |

## VARIANTS OF CONTENTS

## I

*Contents:*

1. General Characteristic of the Three Sections. The Homestead West.
2. The Industrial North.
3. The Former Slave-owning South.
4. Average Size of Farms.  
 “Disintegration of Capitalism in the South.”
5. *The Capitalist Nature of Agriculture.*
6. Areas of the Most Intensive Agriculture.
7. *Machinery and Hired Labour.*

8. *Displacement of Small by Big Enterprises* (cultivated land).
9. Continued. Statistics on Value. ———
10. Defects of the Grouping by Acreage. ———
11. Grouping of Farms by the Value of Product. ———
12. Grouping by the Principal Source of Income. ———
13. Comparison of the Three Groupings. ———

14. *The Expropriation of the Small Farmers.*
15. Comparative *Picture* of Evolution in Industry and Agriculture.
16. Summary and Conclusions. Pp. 155-161.

End

——— means: "rewrite heading" of §

## II

|                                                                           |      |
|---------------------------------------------------------------------------|------|
| Introduction                                                              | 1-5  |
| 1. General Characteristic of the Three Sections.<br>The West.             | — 5  |
| 2. The Industrial North                                                   | —12  |
| 3. The Former Slave-owning South                                          | —15  |
| 4. Average Size of Farms (The South: "Disintegration of Capitalism")      | —21  |
| 5. The Capitalist Nature of Agriculture                                   | —30  |
| 6. Areas of the Most Intensive Agriculture                                | —39  |
| 7. Machinery and Hired Labour                                             | —51  |
| 8. Displacement of Small by Big Enterprises,<br>Quantity of Improved Land | —60  |
| 9. Continued. Statistics on Value                                         | —71  |
| 10. Defects of Grouping Farms by Acreage                                  | —78  |
| 11. Grouping of Farms by the Value of Product                             | —90  |
| 12. Grouping by Principal Source of Income                                | —105 |
| 13. Comparison of the Three Groupings                                     | —115 |
| 14. The Expropriation of the Small Farmers                                | —127 |
| 15. A Comparative Picture of Evolution in Industry<br>and Agriculture     | —141 |
| 16. Summary and Conclusions                                               | —155 |

## REMARKS ON AMERICAN AGRICULTURAL STATISTICS

The most interesting thing American agricultural statistics provide—in novelty and importance for economic science—is the comparison of *three* groupings: by acreage (conventional); 2) by principal source of income; 3) by gross income—by value of products not fed to livestock (probably, gross cash income).

The second and third groupings are a novelty, which is highly valuable and instructive.

There is no need to say much about the second one. Its importance lies in showing the economic types of farm with a *bias* for some aspect of *commercial* agriculture. This grouping gives an excellent idea of the *impossibility of comparing* various types of farm (by acreage), and so of the *limits* within which the acreage grouping can be applied (resp. the conclusions to be drawn from this kind of grouping).

To 1) Farms of these types cannot be compared by acreage: *Hay & grain* as the principal sources of income. Average size of farm—159.<sub>3</sub> acres (see, pp. 7-8 of my extracts\*). Average expenditure for labour—\$76 per farm (\$0.<sub>47</sub> per acre).

*Flowers & plants*. Average size = 6.<sub>9</sub> acres. Average expenditure for labour = \$675 per farm, \$97.<sub>42</sub> per acre, that is,  $9,742 \div 47 = 207$  times greater.

Of course, the number of farms with *flowers* as the principal source of income is insignificant (0.<sub>1</sub>%), and that with *hay & grain*, very large (23.<sub>0</sub>%), but a calculation of

---

\* See pp. 432-34.—*Ed.*

the average would give a false impression. The number of cereal farms (hay & grain) is 200 (214) times greater ( $1,319,856 \div 6,159 = 214$ ), but their average expenditure for labour per acre is  $1/207$  of the figure for the flower farms.

The same applies, with due alterations, to vegetables (2.7% of all farms; expenditure for labour = \$1.62 per acre, with an average of \$0.43); fruits (1.4% of all farms, labour—\$2.40 per acre), etc.

The cereal farms are large *in acreage* (159.3 acres on an average) but have low income (in terms of *gross incomes*—an average of \$665 of gross income per farm. On the flower farms—6.9 acres—\$2,991 of gross income per farm. Fruits—74.8 acres, \$915 of gross income per farm, etc.

Or take dairy produce. The farms are *smaller* than average: 121.9 acres versus 146.6—and smaller than the cereal farms (159.3 acres) but their gross income is *higher*: \$787 (versus an average of \$656, and \$760 for the hay & grain farms). Expenditure for labour per farm = \$105 (versus an average of \$64, and \$76 for hay & grain) and \$0.86 per acre, i.e. double the average (\$0.43 per acre). They have livestock valued at \$5.58 per acre (versus an average of \$3.66); implements & machinery, \$1.66 per acre (versus an average of \$0.90).

And that is not unique for the United States, but is the *rule* for all capitalist countries. What is the implication in the case of a *switch* from cropping to dairy farming?

For example ( $\alpha$ ) 10 grain farms switch to dairy farming.  
 ( $\beta$ ) 10 farms  $\times$  160 = 1,600 acres  
 $\div$  120 (average dairy produce farm)  
 = 13 farms

*The scale of production is reduced.* The smaller farm wins out!

|                        |                                                    |                            |
|------------------------|----------------------------------------------------|----------------------------|
| Expenditure for labour | 10 $\times$ 76 = \$ 760 ( $\alpha$ )               |                            |
|                        | ( $\beta$ ) 13 $\times$ 105 = \$ 1,365 ( $\beta$ ) | <i>Almost twice &gt;!!</i> |

This means that the switch to dairy farming—as well as to vegetables, fruits, etc.—leads to a reduction in the

average farm acreage, to an increase in its *capitalist* expenditures (= intensification of its capitalist character), and to an increase in production

(gross income:  $\alpha = 760 \times 10 = \$ 7,600$   
 $\beta = 787 \times 13 = \$10,231$ )

To 2) What are the limits for applying the grouping by acreage? *Ordinary*, grain, farms are in the majority. In America, hay & grain = 23%; livestock (extensive N.B. [mixed with intensive]) = 27.3%; miscellaneous = 18.5%.  $\Sigma = 68.8\%$ . Consequently, general laws *may become apparent even in general averages*, but only in the gross totals, wherever there is known to be *no switch* from old farms to new (but where does that happen?), from farms with a similar investment of capital per hectare (per acre).

The great defect of American statistics is the failure to give *combined* tables. It would be extremely important to make a comparison of data on farms by acreage *within the limits* of one type of farm. That is not done.

Now for the third, new type of grouping—by gross income.

A comparison of it with the first, conventional grouping (by acreage) is highly instructive.

The quantity of livestock (value) per acre. By acreage: there is a *regular reduction*, without a single exception: from \$456.76 per acre (< 3-acre farms) to \$2.15 per acre (1,000 acres and over), i.e., some 200 odd times greater! This is a ridiculous comparison, because *heterogeneous* magnitudes are involved.

By gross income: there is an *increase* (with 2 not very big exceptions: when income is at 0 and at \$2,500 and > to a maximum) *parallel* to the *increase* in acreage (also with two exceptions: at 0 and at the minimum).

Expenditure for labour per acre.

By acreage. There is a *reduction* (with one exception) from \$40.30 (< 3 acres) to \$0.25 (> 1,000 acres). 150-fold!!

By gross income. There is a regular *increase* from \$0.06 to \$0.72.

Expenditure for *fertilisers*. There is a *reduction* by acreage from \$2.36 per acre to \$0.02.

By gross income: there is an *increase* (with one exception)

from \$0.<sub>01</sub> to \$0.<sub>08</sub> (0.<sub>06</sub>),

implements & machinery per acre.

There is a *reduction* by acreage

from \$27.<sub>57</sub> to \$0.<sub>29</sub>

There is an *increase* by gross income (with one exception)

from \$0.<sub>38</sub> to \$1.<sub>21</sub> (0.<sub>72</sub>).

Average quantity of improved land.

|| An *increase* by acreage from 1.<sub>7</sub> to 520.<sub>0</sub>

|| An *increase* by gross income (with one exception) from 18.<sub>2</sub> to 322.<sub>3</sub>.

The grouping by *income* combines the big and the small *acreage* farms, where they are similar in the level of capitalism. The predominant importance of such a “*factor*” as *land* remains and stands out in the grouping, but it is seen to be (co)subordinate to *capital*.

The grouping by *income*: the differences between the groups in expenditure for labour (\$4—\$786) per farm, are *tremendous*, but are relatively small per acre (\$0.<sub>06</sub>—\$0.<sub>72</sub>).

The grouping by *acreage*: the differences between the groups in expenditure for labour per farm (\$16—\$1,059) are *less significant*, but are tremendous per acre (\$40.<sub>30</sub>—\$0.<sub>25</sub>).

By *acreage*: *income* (gross per farm) by groups: \$592—\$1,913 (\$55,334), i.e. the differences are *very small*.

Depending on whether you take gross income or *acreage* as the yardstick, the ratios between small and large farms (in America) turn out to be *diametrically* opposed (by the main indicators and by the most important one for the capitalist economy, namely, expenditures for labour).

It should be noted that America’s agricultural statistics shows up its one *main* distinction from continental Europe.

In America, the % of parcel (proletarian?) farms is *insignificant*: 11.8% of farms under 20 acres (= 8 ha).

In Europe, it is *great* (in Germany, more than one-half are under 2 ha).

In America, agricultural capitalism is more *clear-cut*, the division of labour is more *crystallised*; there are *fewer* bonds with the Middle Ages, with the soil-bound labourer; ground-rent is not so burdensome; there is less intermixing of commercial agriculture and subsistence farming.

---



---

---

## AMERICAN AGRICULTURAL STATISTICS \*

(pp. 1-12 of extracts)

Pages

(of extracts)

1. number of farms in *acreage* groups, combined with grouping *by income*.
2. idem in %% for both groupings, combined with *each other*.
3. size of farms in divisions compared.
4. nil.
5. number of farms by *acreage* combined with the *principal source of income*.
6. grouping by *principal source of income*—% of total.
- 7 and 8 averages for farms by *principal source of income*.
- 9-10 averages (and % of total) for farms *by acreage and by income* [[without combination]]
- 11 and 12—nil.

---

The most interesting aspect of American statistics is the combination (even if not consistent) of the *three* groupings: by acreage, by income and by principal source of income.

A comparison of the groupings *by acreage* and by *income* (pp. 10 and 9 of the extracts) clearly shows the superiority of the *latter*.

---

\* *Twelfth Census, 1900. Census Reports. Volume V, Agriculture.* Washington, 1902.

| The United States |                                        | Acre<br>(absolute) |         |         |           |
|-------------------|----------------------------------------|--------------------|---------|---------|-----------|
|                   |                                        | Under<br>3         | 3-10    | 10-20   | 20-50     |
| <i>Income:</i>    | Number of<br><i>farms</i><br>5,739,657 | 41,882             | 226,564 | 407,012 | 1,257,785 |
| \$ 0              | 53,406                                 | 1,346              | 5,166   | 8,780   | 12,999    |
| 1-50              | 167,569                                | 6,234              | 38,277  | 33,279  | 45,361    |
| 50-100            | 305,590                                | 7,971              | 55,049  | 64,087  | 89,424    |
| 100-250           | 1,247,731                              | 13,813             | 86,470  | 182,573 | 454,904   |
| 250-500           | 1,602,854                              | 4,598              | 28,025  | 89,116  | 471,157   |
| 500-1,000         | 1,378,944                              | 2,822              | 8,883   | 21,295  | 154,017   |
| 1,000-2,500       | 829,443                                | 2,944              | 3,351   | 6,412   | 25,691    |
| 2,500 and over    | 154,120                                | 2,154              | 1,343   | 1,470   | 4,232     |
| \$ 0-100          | 526,565                                | 15,551             | 98,492  | 106,146 | 147,784   |
| -1,000 and >      | 983,563                                | 5,098              | 4,694   | 7,882   | 29,923    |

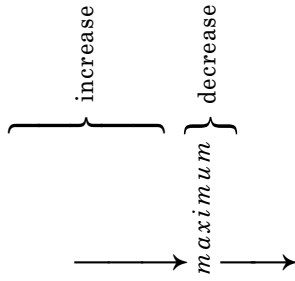
|                                                     |        |    |    |     |    |
|-----------------------------------------------------|--------|----|----|-----|----|
| Rough % of<br>low-income<br>farms (0-100)           | c: 9.1 | 37 | 43 | 25  | 12 |
| Rough % of<br>high-income<br>farms<br>(1,000 and >) | 17.2   | 13 | 2  | 1.9 | 2  |

age  
figures)

| <u>50-100</u> | <u>100-175</u> | <u>175-260</u> | <u>260-500</u> | <u>500-1,000</u> | <u>1,000<br/>and over</u> |
|---------------|----------------|----------------|----------------|------------------|---------------------------|
| 1,366,167     | 1,422,328      | 490,104        | 377,992        | 102,547          | 47,276                    |
| 6,159         | 12,958         | 1,451          | 2,149          | 1,110            | 1,288                     |
| 19,470        | 18,827         | 2,333          | 2,290          | 902              | 596                       |
| 44,547        | 33,168         | 4,922          | 4,197          | 1,428            | 797                       |
| 271,547       | 176,287        | 33,087         | 21,061         | 5,497            | 2,492                     |
| 495,051       | 358,443        | 87,172         | 53,121         | 12,108           | 4,063                     |
| 420,014       | 492,362        | 152,544        | 97,349         | 22,398           | 7,260                     |
| 101,790       | 310,420        | 182,868        | 149,868        | 34,210           | 12,089                    |
| 7,589         | 19,863         | 25,727         | 48,157         | 24,894           | 18,691                    |
| 70,176        | 64,953         | 8,706          | 8,636          | 3,440            | 2,681                     |
| 109,379       | 330,283        | 208,595        | 197,825        | 59,104           | 30,780                    |
| 5             | 4              | 1.8            | 2.2            | 3                | 5                         |
| 8             | 24             | 43             | 52             | 57               | 66                        |

Comparison of the two main groupings (by acreage and income) is given in such tables:  
 Per cent of the number of farms of specified values of products not fed to livestock:

|                | Per cent<br>of all<br>farms | Per cent of the number of farms of specified values of products not fed to livestock |      |             |              |              |                |                 |                      |      |  |
|----------------|-----------------------------|--------------------------------------------------------------------------------------|------|-------------|--------------|--------------|----------------|-----------------|----------------------|------|--|
|                |                             | 0                                                                                    | 1-50 | 50-<br>100- | 100-<br>250- | 250-<br>500- | 500-<br>1,000- | 1,000-<br>2,500 | 2,500<br>and<br>over |      |  |
| All farms      | 100                         | 100                                                                                  | 100  | 100         | 100          | 100          | 100            | 100             | 100                  | 100  |  |
| Under 3        | 0.7                         | 2.5                                                                                  | 3.7  | 2.6         | 1.1          | 0.3          | 0.2            | 0.4             | 1.4                  | 1.4  |  |
| 3 and under 10 | 4.0                         | 9.7                                                                                  | 22.8 | 18.0        | 6.9          | 1.7          | 0.6            | 0.4             | 0.9                  | 0.9  |  |
| 10-20          | 7.1                         | 16.5                                                                                 | 19.9 | 21.0        | 14.6         | 5.6          | 1.5            | 0.8             | 1.0                  | 1.0  |  |
| 20-50          | 21.9                        | 24.3                                                                                 | 27.1 | 29.3        | 36.5         | 2.4          | 11.2           | 3.1             | 2.7                  | 2.7  |  |
| 50-100         | 23.8                        | 11.5                                                                                 | 11.6 | 14.6        | 21.8         | 30.9         | 30.5           | 12.3            | 4.9                  | 4.9  |  |
| 100-175        | 24.8                        | 24.3                                                                                 | 11.2 | 10.8        | 14.1         | 22.4         | 35.7           | 37.4            | 12.9                 | 12.9 |  |
| 175-260        | 8.5                         | 2.7                                                                                  | 1.4  | 1.6         | 2.7          | 5.4          | 11.1           | 22.0            | 16.7                 | 16.7 |  |
| 260-500        | 6.6                         | 4.0                                                                                  | 1.4  | 1.4         | 1.7          | 3.3          | 7.1            | 18.0            | 31.2                 | 31.2 |  |
| 500-1,000      | 1.8                         | 2.1                                                                                  | 0.5  | 0.5         | 0.4          | 0.8          | 1.6            | 4.1             | 16.2                 | 16.2 |  |
| 1,000 and over | 0.8                         | 2.4                                                                                  | 0.4  | 0.2         | 0.2          | 0.2          | 0.5            | 1.5             | 12.1                 | 12.1 |  |



| Groups of farms | Per cent of all farms | Per cent of the number of farms of specified acreage: |          |       |         |          |         |         |         |           |                |
|-----------------|-----------------------|-------------------------------------------------------|----------|-------|---------|----------|---------|---------|---------|-----------|----------------|
|                 |                       | Under 3                                               | 3-10     | 10-20 | 20-50   | 50-100   | 100-175 | 175-260 | 260-500 | 500-1,000 | 1,000 and over |
| 0               | 0.9                   | 3.2                                                   | 2.3      | 2.2   | 1.0     | 0.5      | 0.9     | 0.3     | 0.6     | 1.1       | 2.7            |
| 1-50            | 2.9                   | 14.9                                                  | 16.9     | 8.2   | 3.6     | 1.4      | 1.3     | 0.5     | 0.6     | 0.9       | 1.3            |
| 50-100          | 5.3                   | 19.0                                                  | 24.3     | 15.7  | 7.1     | 3.3      | 2.4     | 1.0     | 1.1     | 1.4       | 1.7            |
| 100-250         | 21.8                  | 33.0                                                  | 38.1     | 44.8  | 36.2    | 19.9     | 12.4    | 6.8     | 5.6     | 5.4       | 5.3            |
| 250-500         | 27.9                  | 11.0                                                  | 12.4     | 21.9  | 37.5    | 36.2     | 25.2    | 17.8    | 14.0    | 11.8      | 8.6            |
| 500-1,000       | 24.0                  | 6.7                                                   | 3.9      | 5.2   | 12.3    | 30.7     | 34.6    | 31.1    | 25.8    | 21.8      | 15.3           |
| 1,000-2,500     | 14.5                  | 7.0                                                   | 1.5      | 1.6   | 2.0     | 7.4      | 21.8    | 37.3    | 39.6    | 33.3      | 25.6           |
| 2,500 and over  | 2.7                   | 5.2                                                   | 0.6      | 0.4   | 0.3     | 0.6      | 1.4     | 5.2     | 12.7    | 24.3      | 39.5           |
| Σ =             | 100.0                 | 100.0                                                 | decrease |       | minimum | increase |         | 100.0   | 100.0   | 100.0     | 100.0          |
| Under 500       | 58.8                  |                                                       |          |       |         |          |         |         |         |           |                |
| 500-1,000       | 24.0                  | 6.7                                                   | 3.9      | 5.2   | 12.3    | 30.7     | 34.6    | 31.1    | 25.8    | 21.8      | 15.2           |
| 1,000 and >     | 17.2                  | 12.2                                                  | 2.1      | 2.0   | 2.3     | 8.0      | 23.2    | 42.5    | 52.3    | 57.6      | 65.1           |

Value of products not fed to livestock

The text on page LXI gives valuable indications about *typical* farms by divisions

| Divisions                | Acreage | Gross income<br>(not fed to<br>livestock)<br>\$ | Deriving its principle<br>income from |
|--------------------------|---------|-------------------------------------------------|---------------------------------------|
| North Atlantic . . . . . | 50-100  | 500-1,000                                       | livestock or dairy<br>produce         |
| North Central . . . . .  | 100-175 | 500-1,000                                       | livestock or hay & grain              |
| Western . . . . .        | 100-175 | 500-1,000                                       | " " " "                               |
| South Atlantic . . . . . | 20-50   | 250-500                                         | cotton                                |
| South Central . . . . .  | 20-50   | 250-500                                         | "                                     |

# Сравнение мхов в различных местах:

| Значение | Тропушка к Уралу<br>(средняя температура в июле)<br>-Index 30-30°C = 100 | По дождю |      |      | По туману |      |      | По туману |      |      |
|----------|--------------------------------------------------------------------------|----------|------|------|-----------|------|------|-----------|------|------|
|          |                                                                          | вечер    | ночь | утро | вечер     | ночь | утро | вечер     | ночь | утро |
| Объем    | Температура                                                              | 50%      | 50%  | 50%  | 50%       | 50%  | 50%  | 50%       | 50%  | 50%  |
| Объем    | Температура                                                              | 58,0     | 24,0 | 17,2 | 57,5      | 24,0 | 17,2 | 46,0      | 41,5 | 18,5 |
| Площадь  | Средняя температура                                                      | 33,0     | 23,0 | 42,0 | 17,5      | 22,0 | 58,0 | 52,0      | 38,5 | 8,0  |
| Значение | Средняя температура                                                      | 22,1     | 25,0 | 52,3 | 33,5      | 27,0 | 39,0 | 35,0      | 32,0 | 16,0 |
| Значение | Средняя температура                                                      | 25,3     | 28,0 | 46,3 | 31,0      | 28,0 | 39,0 | 37,0      | 44,2 | 20,1 |
| Значение | Средняя температура                                                      | 22,1     | 26,1 | 44,9 | 41,0      | 25,0 | 32,4 | 36,5      | 31,0 | 21,7 |
| Значение | Средняя температура                                                      | 18,3     | 19,0 | 68,1 | 22,0      | 23,0 | 54,2 | 35,2      | 38,2 | 26,5 |

1910

|          |      |      |      |
|----------|------|------|------|
| % дождя  | 58,0 | 23,0 | 18,2 |
| % тумана | 17,5 | 23,0 | 58,0 |
| от лет   | 22,9 | 28,9 | 41,2 |

$$57,5 - 12,5 = 45,0$$

$$33,5 - 16,0 = 17,5$$

$$31,7 - 20,1 = 11,6$$

$$41,9 - 31,7 = 10,2$$

морозов  
к 4-му часу

1

показание  
в среднем  
по 4-м часам

6

3

4

показание  
в среднем  
по 4-м часам

Page 12 of Lenin's manuscript,  
"American Agricultural  
Statistics".  
Between May 5 (18), 1914  
and December 29, 1915  
(January 11, 1916)  
*Reduced*



---

In 1900 there were 5 *divisions*:

- |                                                   |      |
|---------------------------------------------------|------|
| 1) North Atlantic = New England + Middle Atlantic | 1910 |
| 2) South Atlantic = idem                          | 1910 |
| 3) North Central = West + East North Central      | ”    |
| 4) South Central = East + West South Central      | ”    |
| 5) Western = Mountain + Pacific                   | ”    |

| Principal source of income                    | Total number of farms | Absolute figures |                |                 |           |
|-----------------------------------------------|-----------------------|------------------|----------------|-----------------|-----------|
|                                               |                       | Under 3          | 3 and under 10 | 10 and under 20 | 20-50     |
| The United States                             | 5,739,657             | 41,882           | 226,564        | 407,012         | 1,257,785 |
| Hay and grain                                 | 1,319,856             | 1,725            | 26,085         | 59,038          | 190,197   |
| Vegetables                                    | 155,898               | 4,533            | 23,780         | 23,922          | 41,713    |
| Fruits                                        | 82,176                | 1,979            | 10,796         | 13,814          | 22,604    |
| Livestock                                     | 1,564,714             | 13,969           | 56,196         | 81,680          | 257,861   |
| Dairy produce                                 | 357,578               | 5,181            | 15,089         | 20,502          | 59,066    |
| Tobacco                                       | 106,272               | 397              | 5,827          | 12,317          | 26,957    |
| Cotton                                        | 1,071,545             | 997              | 25,025         | 112,792         | 426,689   |
| Rice                                          | 5,717                 | 123              | 996            | 614             | 1,185     |
| Sugar                                         | 7,344                 | 50               | 345            | 629             | 2,094     |
| Flowers & plants                              | 6,159                 | 3,764            | 1,387          | 492             | 355       |
| Nursery products                              | 2,029                 | 121              | 262            | 307             | 429       |
| Taro                                          | 441                   | 171              | 141            | 47              | 31        |
| Coffee                                        | 512                   | 47               | 200            | 94              | 68        |
| Miscellaneous                                 | 1,059,416             | 8,825            | 60,435         | 80,764          | 228,536   |
| Total of underlined—highly capitalistic crops | 724,126               | 16,366           | 58,823         | 72,738          | 154,502   |

(p. 18, table 3):

by acreage

| 50-100    | 100-175   | 175-260 | 260-500 | 500-1,000 | 1,000 and<br>over |
|-----------|-----------|---------|---------|-----------|-------------------|
| 1,366,167 | 1,422,328 | 490,104 | 377,992 | 102,547   | 47,276            |
| 294,822   | 415,737   | 152,060 | 137,339 | 33,035    | 9,818             |
| 30,375    | 22,296    | 5,069   | 3,086   | 813       | 311               |
| 15,813    | 10,858    | 3,061   | 2,131   | 781       | 339               |
| 384,874   | 423,741   | 156,623 | 125,546 | 38,163    | 26,061            |
| 90,814    | 104,932   | 35,183  | 20,517  | 4,514     | 1,780             |
| 25,957    | 21,037    | 7,721   | 4,836   | 1,063     | 160               |
| 238,398   | 164,221   | 52,726  | 35,697  | 11,090    | 3,910             |
| 814       | 810       | 396     | 385     | 206       | 188               |
| 1,787     | 1,029     | 391     | 380     | 233       | 406               |
| 112       | 43        | 4       | 2       | —         | —                 |
| 387       | 302       | 96      | 86      | 32        | 7                 |
| 31        | 8         | 2       | 4       | 2         | 4                 |
| 30        | 25        | 16      | 13      | 7         | 12                |
| 281,953   | 257,289   | 76,756  | 47,970  | 12,608    | 4,280             |
| 166,120   | 161,340   | 51,939  | 31,440  | 7,651     | 3,207             |

An extract from  
for a general characteristic of grouping  
%

| The United States:              | Hay & grain | Vege-<br>tables | Fruits | Live-<br>stock | Dairy-<br>produce | Tobacco | Cotton |
|---------------------------------|-------------|-----------------|--------|----------------|-------------------|---------|--------|
| Number of farms                 | 23.0        | 2.7             | 1.4    | 27.3           | 6.2               | 1.9     | 18.7   |
| Number of acres in farms        | 25.0        | 1.2             | 0.7    | 42.2           | 5.2               | 1.1     | 10.7   |
| Total value of farm property    | 31.1        | 2.7             | 2.1    | 36.6           | 8.3               | 1.0     | 5.4    |
| Value of farms & improvements   | 35.2        | 2.8             | 2.4    | 34.3           | 7.3               | 1.0     | 5.3    |
| Value of buildings              | 24.8        | 3.5             | 2.4    | 33.7           | 12.0              | 1.5     | 4.8    |
| Value of implements & machinery | 28.7        | 2.8             | 1.9    | 30.9           | 9.4               | 1.1     | 6.2    |
| Value of livestock              | 21.7        | 1.2             | 0.7    | 51.3           | 7.9               | 0.8     | 6.1    |
| Value of products               | 26.6        | 2.8             | 2.0    | 32.8           | 7.5               | 1.7     | 12.2   |
| Amount expended for labour      | 27.4        | 4.5             | 4.1    | 27.8           | 10.3              | 1.5     | 7.4    |
| Amount expended for fertilisers | 14.6        | 10.9            | 3.4    | 14.0           | 7.5               | 5.2     | 22.5   |

Summary in 4 groups:

- 1) □ = crops with a great excess in % of expenditure for *capitalist* farms.
- 2) Cotton=special crops with *little* development of capitalism. omy forms; vestiges of slavery and its reproduction on a
- 3) Livestock—a minimum of capitalism.
- 4) Hay & grain="medium"+miscellaneous.

\*) These, the most capitalist, crops are characterised by a age (3.4% of land with 6.3% of the farms), and a use of ferti the land). And it is these crops that grew fastest over cereals increased = +3.5%, and under rice, +78.3%; tobacco

\*\*\*) <=less than 0.1%.

\* This figure has been corrected to 45.0 in the Fourth Russian edition of

Table 18 (p. 248)

by principal source of income  
of total

|      |       |                            |                     |                         | Σ                                |                                               | By specialty of farms                        |                                                     |
|------|-------|----------------------------|---------------------|-------------------------|----------------------------------|-----------------------------------------------|----------------------------------------------|-----------------------------------------------------|
| Rice | Sugar | Flow-<br>ers and<br>plants | Nursery<br>products | Mis-<br>cella-<br>neous | □<br>Highly<br>capi-<br>talistic | *)<br>The same<br>without<br>dairy<br>produce | medium (hay<br>& grain + mis-<br>cellaneous) | slightly<br>capitalistic<br>(livestock +<br>cotton) |
| 0.1  | 0.1   | 0.1                        | < **)               | 18.5                    | 12.5                             | 6.3                                           | 41.5                                         | 46.0                                                |
| 0.1  | 0.3   | <                          | <                   | 13.5                    | 8.6                              | 3.4                                           | 38.5                                         | 52.9                                                |
| 0.1  | 0.7   | 0.3                        | 0.1                 | 11.6                    | 15.3                             | 7.0                                           | 42.7                                         | 42.0                                                |
| 0.1  | 0.7   | 0.2                        | 0.1                 | 10.6                    | 14.6                             | 7.3                                           | 45.8                                         | 39.6                                                |
| 0.1  | 0.4   | 0.6                        | 0.1                 | 16.1                    | 20.6                             | 8.6                                           | 40.9                                         | 38.5                                                |
| 0.2  | 4.4   | 0.2                        | 0.1                 | 14.0                    | 20.1                             | 10.7                                          | 42.7                                         | 37.2                                                |
| 0.1  | 0.2   | <                          | <                   | 10.0                    | 10.9                             | 3.0                                           | 31.7                                         | 57.4                                                |
| 0.2  | 1.0   | 0.5                        | 0.3                 | 12.4                    | 16.0                             | 8.5                                           | 39.0                                         | 35.0*                                               |
| 0.5  | 4.0   | 1.1                        | 0.6                 | 10.8                    | 26.6                             | 16.3                                          | 38.2                                         | 35.2                                                |
| 0.1  | 3.8   | 0.8                        | 0.2                 | 17.2                    | 31.7                             | 24.2                                          | 31.8                                         | 36.5                                                |

labour over the % of land. In other words, these are strictly

Special economic relations (labour of Negroes, natural econ-  
capitalist basis).

size of farm which is only about a little over *half* the aver-  
lisers which is *7 times* the average (24.2% versus 3.4% of  
the 10 years (1899-1909): in that period the total area under  
+17.5%; sugar, +62.6%; vegetables, +25.5%, flowers, +96.1%.

Lenin's *Collected Works* (see present edition, Vol. 22, p. 80).—*Ed.*

|                   | Average value of |             |                                  |              |                      |             |
|-------------------|------------------|-------------|----------------------------------|--------------|----------------------|-------------|
|                   | Land per         |             | Implements<br>& machinery<br>per |              | All livestock<br>per |             |
|                   | <i>farm</i>      | <i>acre</i> | <i>farm</i>                      | <i>acre</i>  | <i>farm</i>          | <i>acre</i> |
| The United States | 2,285            | 15.59       | 133                              | 0.90         | 536                  | 3.66        |
| Hay & grain       | 3,493            | 21.93       | 166                              | 1.06         | 506                  | 3.17        |
| Vegetables        | 2,325            | 35.68       | 138                              | <u>2.12</u>  | 244                  | <u>3.74</u> |
| Fruits            | 3,878            | 51.82       | 175                              | <u>2.34</u>  | 251                  | <u>3.35</u> |
| Livestock         | 2,871            | 12.66       | 151                              | 0.66         | 1,009                | 4.45        |
| Dairy produce     | 2,669            | 22.05       | 201                              | <u>1.66</u>  | 676                  | <u>5.58</u> |
| Tobacco           | 1,214            | 13.47       | 77                               | <u>0.85</u>  | 235                  | <u>2.61</u> |
| Cotton            | 653              | 7.82        | 45                               | 0.53         | 176                  | 2.11        |
| Rice              | 2,205            | 11.59       | 212                              | <u>1.11</u>  | 317                  | <u>1.67</u> |
| Sugar             | 12,829           | 35.30       | 4,582                            | <u>12.61</u> | 957                  | <u>2.63</u> |
| Flowers           | 4,550            | 656.90      | 222                              | <u>32.04</u> | 63                   | <u>9.07</u> |
| Nursery products  | 6,841            | 83.73       | 266                              | <u>3.26</u>  | 228                  | <u>2.79</u> |
| Taro              | 968              | 22.56       | 15                               | <u>0.35</u>  | 107                  | <u>2.50</u> |
| Coffee            | 3,083            | 22.48       | 63                               | <u>0.46</u>  | 160                  | <u>1.16</u> |
| Miscellaneous     | 1,317            | 12.33       | 101                              | 0.94         | 291                  | 2.73        |

The United States

\$

| Value of all farm property per |          | %         | Number of farms |               |
|--------------------------------|----------|-----------|-----------------|---------------|
| farm                           | acre     |           |                 |               |
| 3,574                          | 24.39    | 100       | 5,739,657       | All farms     |
| 4,834                          | 30.34    | 23.0      | 1,319,856       | Hay & grain   |
| 3,508                          | 53.85    | 2.7       | 155,898         | Vegetables    |
| 5,354                          | 71.54    | 1.4       | 82,176          | Fruits        |
| 4,797                          | 21.14    | 27.3      | 1,564,714       | Livestock     |
| 4,736                          | 39.12    | 6.2       | 357,578         | Dairy         |
| 2,028                          | 22.51    | 1.9       | 106,272         | Tobacco       |
| 1,033                          | 12.36    | 18.7      | 1,071,545       | Cotton        |
| 3,120                          | 16.40    | 0.1       | 5,717           | Rice          |
| 20,483                         | 56.36    | 0.1       | 7,344           | Sugar         |
| 8,518                          | 1,229.72 | 0.1       | 6,159           | Flowers       |
| 9,436                          | 115.49   | less than | 2,029           | Nursery       |
| 1,276                          | 29.73    | 1/10      | 441             | Taro          |
| 3,775                          | 27.53    | per cent  | 512             | Coffee        |
| 2,250                          | 21.07    | 18.5      | 1,059,416       | Miscellaneous |

$\Sigma = 100.0$

Vegetables  
Fruits  
Milk

2.7  
1.4  
6.2

$\Sigma = 10.3\%$

Cereals  
Livestock  
Miscellaneous

23.0  
27.3  
18.5

68.8  
+  
Cotton 18.7  
87.5%  
+ special  
12.5% crops  
100.0

## Farms classified by principal source of income. \*)

| <i>The United States</i> | Average expenditures<br>for labour on farms<br>in 1899<br>\$ | (all land)<br>Number of<br>acres in farms | (1899)<br>Value of prod-<br>ucts not fed<br>to livestock<br>\$ | Average expendi-<br>tures for<br>fertilisers<br>in 1899<br>per acre | Average acres<br>improved<br>land<br>per farm | Average<br><i>non-improved</i><br>land in farm |
|--------------------------|--------------------------------------------------------------|-------------------------------------------|----------------------------------------------------------------|---------------------------------------------------------------------|-----------------------------------------------|------------------------------------------------|
|                          | <i>per farm</i>                                              | <i>per acre</i>                           | <i>per farm</i>                                                | <i>per acre</i>                                                     | <i>per farm</i>                               |                                                |
| All farms                | 64                                                           | 0.43                                      | 146.6                                                          | 0.07                                                                | 72.3                                          | + 74                                           |
| Hay & grain              | 76                                                           | 0.47                                      | 159.3                                                          | 0.04                                                                | 111.1                                         | + 48                                           |
| Vegetables               | 106                                                          | 1.62                                      | 65.1                                                           | 0.59                                                                | 33.8                                          | + 31                                           |
| Fruits                   | 184                                                          | 2.46                                      | 74.8                                                           | 0.30                                                                | 41.6                                          | + 33                                           |
| Livestock                | 65                                                           | 0.29                                      | 226.9                                                          | 0.02                                                                | 86.1                                          | + 140                                          |
| Dairy produce            | 105                                                          | 0.86                                      | 121.9                                                          | 0.09                                                                | 63.2                                          | + 58                                           |
| Tobacco                  | 51                                                           | 0.57                                      | 90.1                                                           | 0.30                                                                | 53.0                                          | + 37                                           |
| Cotton                   | 25                                                           | 0.30                                      | 83.6                                                           | 0.14                                                                | 42.5                                          | + 41                                           |
| Rice                     | 299                                                          | 1.57                                      | 190.3                                                          | 0.07                                                                | 80.9                                          | + 110                                          |
| Sugar                    | 1,985                                                        | 5.46                                      | 363.4                                                          | 0.77                                                                | 140.5                                         | + 223                                          |
| Flowers & plants         | 675                                                          | 97.42                                     | 6.9                                                            | 7.41                                                                | 5.6                                           | + 1                                            |
| Nursery products         | 1,136                                                        | 13.91                                     | 81.7                                                           | 0.84                                                                | 67.7                                          | + 14                                           |
| Taro                     | 51                                                           | 1.48                                      | 42.9                                                           | 0.13                                                                | 6.8                                           | + 36                                           |
| Coffee                   | 360                                                          | 2.62                                      | 137.1                                                          | 0.08                                                                | 27.6                                          | + 110                                          |
| Miscellaneous            | 37                                                           | 0.35                                      | 106.8                                                          | 0.08                                                                | 46.5                                          | + 60                                           |

\*) Page CXXVIII.



| <i>The United States</i> *:               | Low income farms under \$ 100 | Non-capitalist farms Income < \$ 500 | Medium farms \$ 500-1,000 | Capitalist farms *)<br>High-income farms \$ 1,000 and > |
|-------------------------------------------|-------------------------------|--------------------------------------|---------------------------|---------------------------------------------------------|
| Number of farms . . .                     | 9.1                           | 58.8                                 | 24.0                      | 17.2                                                    |
| Number of acres in farms                  | 5.1                           | 33.3                                 | 23.6                      | 43.1                                                    |
| Total value of farm property . . . . .    | 2.5                           | 23.7                                 | 26.1                      | 50.2                                                    |
| Value of farm & improvements . . . . .    | 2.3                           | 22.0                                 | 25.8                      | 52.2                                                    |
| Value of buildings . . .                  | 2.6                           | 28.8                                 | 28.4                      | 42.8                                                    |
| Value of implements & machinery . . . . . | 2.0                           | 25.3                                 | 28.0                      | 46.7                                                    |
| Value of livestock . . .                  | 3.2                           | 24.8                                 | 24.2                      | 51.0                                                    |
| Value of products . . .                   | 0.7                           | 22.1                                 | 25.6                      | 52.3                                                    |
| Amount expended for labour . . . . .      | 0.9                           | 11.8                                 | 19.6                      | 69.1                                                    |
| Amount expended for fertilisers . . . . . | 1.3                           | 29.1                                 | 26.1                      | 44.8                                                    |

\*) Farms with an income of > \$1,000 must be as *capitalist*, because their expenditure for *labour* is high: \$158-\$786 per farm.

Farms with an income of under \$500 must be regarded as *non-capitalist*, because their expenditure for *labour* is insignificant: under \$18 per farm.

\* The table was compiled by Lenin on the basis of the data in the table on pp. 436-37.—*Ed.*

% Table  
Classification by value of products  
\$

| <i>The United States</i>                                                                                                                       | <u>Total</u> | <u>0</u>    |
|------------------------------------------------------------------------------------------------------------------------------------------------|--------------|-------------|
| Number of farms . . . . .                                                                                                                      |              | 0.9         |
| Number of acres in farms . . . . .                                                                                                             |              | 1.8         |
| Total value of farm property . . . . .                                                                                                         |              | 0.7         |
| Value of farm & improvements . . . . .                                                                                                         |              | 0.6         |
| Value of buildings . . . . .                                                                                                                   |              | 0.3         |
| Value of implements & machinery . . . . .                                                                                                      |              | 0.4         |
| Value of livestock . . . . .                                                                                                                   |              | 1.4         |
| Value of products . . . . .                                                                                                                    |              | —           |
| Amount expended for labour . . . . .                                                                                                           |              | 0.3         |
| Amount expended for fertilisers . . . . .                                                                                                      |              | 0.2         |
| <hr/>                                                                                                                                          |              |             |
| Average expenditure for labour (p. CXXVIII, table, CXXII) \$ $\left\{ \begin{array}{l} \text{per farm} \\ \text{per acre} \end{array} \right.$ |              | 24<br>0.08  |
| Average number of acres per farm                                                                                                               | 146.6        | 283.2       |
| Average expenditures for fertilisers in 1899 \$ $\left\{ \begin{array}{l} \text{per farm} \\ \text{per acre} \end{array} \right.$              |              | 2<br>0.01   |
| Value of all livestock \$ $\left\{ \begin{array}{l} \text{per farm} \\ \text{per acre} \end{array} \right.$                                    | 536<br>3.66  | 840<br>2.97 |
| Value of implements & machinery \$ $\left\{ \begin{array}{l} \text{per farm} \\ \text{per acre} \end{array} \right.$                           | 133<br>0.90  | 54<br>0.19  |
| Average number of <i>improved</i> land per farm (acres)                                                                                        | 72.3         | 33.4        |

18, p. 248)  
of 1899 not fed to livestock

| <u>1-50</u> | <u>50-100</u> | <u>100-250</u> | <u>250-500</u> | <u>500-1,000</u> | <u>1,000-2,500</u> | <u>2,500 and &gt;</u> |
|-------------|---------------|----------------|----------------|------------------|--------------------|-----------------------|
| 2.9         | 5.3           | 21.8           | 27.9           | 24.0             | 14.5               | 2.7                   |
| 1.2         | 2.1           | 10.1           | 18.1           | 23.6             | 23.2               | 19.9                  |
| 0.6         | 1.2           | 6.6            | 14.6           | 26.1             | 33.3               | 16.9                  |
| 0.6         | 1.1           | 6.0            | 13.7           | 25.8             | 34.9               | 17.3                  |
| 0.7         | 1.6           | 8.6            | 17.6           | 28.4             | 31.5               | 11.3                  |
| 0.5         | 1.1           | 6.9            | 16.4           | 28.0             | 30.9               | 15.8                  |
| 0.6         | 1.2           | 6.8            | 14.8           | 24.2             | 29.3               | 21.7                  |
| 0.1         | 0.6           | 5.9            | 15.5           | 25.6             | 32.0               | 20.3                  |
| 0.2         | 0.4           | 2.5            | 7.9            | 19.6             | 35.9               | 33.2                  |
| 0.2         | 0.9           | 7.9            | 19.9           | 26.1             | 27.0               | 17.8                  |
| 4<br>0.06   | 4<br>0.08     | 7<br>0.11      | 18<br>0.19     | 52<br>0.36       | 158<br>0.67        | 786<br>0.72           |
| 62.3        | 58.6          | 67.9           | 94.9           | 143.8            | 235.0              | 1,087.8               |
| 1<br>0.01   | 2<br>0.03     | 3<br>0.05      | 7<br>0.07      | 10<br>0.07       | 18<br>0.08         | 63<br>0.06            |
| 111<br>1.78 | 118<br>2.01   | 167<br>2.46    | 284<br>3.00    | 539<br>3.75      | 1,088<br>4.63      | 4,331<br>3.98         |
| 24<br>0.38  | 28<br>0.48    | 42<br>0.62     | 78<br>0.82     | 154<br>1.07      | 283<br>1.21        | 781<br>0.72           |
| 18.2        | 20.0          | 29.2           | 48.2           | 84.0             | 150.5              | 322.3                 |

| <i>The United States</i>                                       | Classification by                 |                         |                          |                          |                           |                            |
|----------------------------------------------------------------|-----------------------------------|-------------------------|--------------------------|--------------------------|---------------------------|----------------------------|
|                                                                | under<br>3                        | 3<br>and<br>under<br>10 | 10<br>and<br>under<br>20 | 20<br>and<br>under<br>50 | 50<br>and<br>under<br>100 | 100<br>and<br>under<br>175 |
| Number of farms. . . . .                                       | 0.7                               | 4.0                     | 7.1                      | 21.9                     | 23.8                      | 24.8                       |
| Number of acres in farms .                                     | —                                 | 0.2                     | 0.7                      | 4.9                      | 11.7                      | 22.9                       |
| Total value of farm property.                                  | 0.4                               | 1.2                     | 2.1                      | 7.9                      | 16.6                      | 27.9                       |
| Value of farm & improve-<br>ments . . . . .                    | 0.2                               | 0.9                     | 1.8                      | 7.2                      | 16.0                      | 28.1                       |
| Value of buildings . . . . .                                   | 0.8                               | 2.7                     | 3.6                      | 10.7                     | 20.4                      | 28.9                       |
| Value of implements & ma-<br>chinery . . . . .                 | 0.3                               | 1.2                     | 2.2                      | 9.0                      | 19.0                      | 28.9                       |
| Value of livestock. . . . .                                    | 1.2                               | 0.8                     | 1.5                      | 7.0                      | 14.4                      | 25.6                       |
| Value of products. . . . .                                     | 0.7                               | 1.2                     | 2.5                      | 10.8                     | 18.3                      | 27.3                       |
| Amount expended for labour                                     | 0.9                               | 1.1                     | 1.8                      | 6.2                      | 12.3                      | 23.5                       |
| Amount expended for fer-<br>tilisers . . . . .                 | 0.4                               | 1.5                     | 3.4                      | 14.9                     | 21.7                      | 25.7                       |
| Expenditures for labour                                        | { per farm 77<br>per acre 40.30   | 18<br>2.95              | 16<br>1.12               | 18<br>0.55               | 33<br>0.46                | 60<br>0.45                 |
| Average number of<br>acres                                     | per farm 1.9                      | 6.2                     | 14.0                     | 33.0                     | 72.2                      | 135.5                      |
| Value of products<br>not fed to livestock,<br>average per farm | 592                               | 203                     | 236                      | 324                      | 503                       | 721                        |
| Expenditures for<br>fertilisers                                | { per farm 4<br>per acre 2.36     | 4<br>0.60               | 5<br>0.33                | 7<br>0.20                | 9<br>0.12                 | 10<br>0.07                 |
| Value of all live-<br>stock                                    | { per farm 867<br>per acre 456.76 | 101<br>16.32            | 116<br>8.30              | 172<br>5.21              | 326<br>4.51               | 554<br>4.09                |
| Value of imple-<br>ments & machin-<br>ery                      | { per farm 53<br>per acre 27.57   | 42<br>6.71              | 41<br>2.95               | 54<br>1.65               | 106<br>1.47               | 155<br>1.14                |
| Improved land                                                  | per farm 1.7                      | 5.6                     | 12.6                     | 26.2                     | 49.3                      | 83.2                       |

Rough estimate:

In 1910, 45.9% of the farms used hired labour. From 1900 to 1910, the number of hired labourers increased by (*r o u g h l y*) 27-48%.

Assuming that in 1900, 40% of the farms used hired labour.

Take 40% of the medium,  $24.8 \times 40\% = 9.92$ . About 10%.

Take 2.5 times less from the small farms:  $40 \div \frac{5}{2} = \frac{80}{5} = 16$ ;  $57.5 \times 16 = 9.2 = 9\%$ .

Take 3 times more from the big farms:  $40 \times 3 = 120\%$ ;  $17.7 \times 120 = 21.24\%$ . 9%—10%—21%.

area in acres

Amalgamation (by acreage)

| 175<br>and<br>under<br>260 | 260<br>and<br>under<br>600 | 500<br>and<br>under<br>1,000 | 1,000<br>and<br>over | Total | Un-<br>der<br>20 | All<br>under<br>100<br>acres | 100-<br>175 | 175<br>and > |                                         |
|----------------------------|----------------------------|------------------------------|----------------------|-------|------------------|------------------------------|-------------|--------------|-----------------------------------------|
| 8.5                        | 6.6                        | 1.8                          | 0.8                  |       | 11.8             | 57.5                         | 24.8        | 17.7         | Number of farms                         |
| 12.3                       | 15.4                       | 8.1                          | 23.8                 |       | 0.9              | 17.5                         | 22.9        | 59.6         | Land                                    |
| 15.1                       | 15.3                       | 5.9                          | 7.6                  |       | 3.7              | 28.2                         | 27.9        | 43.9         | Value of land                           |
| 15.9                       | 16.4                       | 6.1                          | 7.4                  |       | 2.9              | 26.1                         | 28.1        | 45.8         |                                         |
| 13.9                       | 12.0                       | 4.0                          | 3.0                  |       | 7.1              | 38.2                         | 28.9        | 32.9         |                                         |
| 13.6                       | 13.1                       | 5.1                          | 7.6                  |       | 3.7              | 31.7                         | 28.9        | 39.4         | Implements & machinery                  |
| 13.3                       | 15.2                       | 7.0                          | 14.0                 |       | 3.5              | 24.9                         | 25.6        | 49.5         | Value of products                       |
| 13.7                       | 13.6                       | 5.2                          | 6.7                  |       | 4.4              | 33.5                         | 27.3        | 39.2         | Expenditures for labour and fertilisers |
| 14.6                       | 17.1                       | 8.8                          | 13.7                 |       | 3.8              | 22.3                         | 23.5        | 54.2         |                                         |
| 12.5                       | 10.0                       | 4.2                          | 5.7                  |       | 5.3              | 41.9                         | 25.7        | 32.4         |                                         |
| 109                        | 166                        | 312                          | 1,059                |       |                  |                              |             |              |                                         |
| 0.52                       | 0.48                       | 0.47                         | 0.25                 |       |                  |                              |             |              |                                         |
| 210.8                      | 343.1                      | 661.9                        | 4,237.3              | 146.6 |                  |                              |             |              |                                         |
| 1,054                      | 1,354                      | 1,913                        | 5,334                | 656   |                  |                              |             |              |                                         |
| 14                         | 15                         | 22                           | 66                   | 10    |                  |                              |             |              |                                         |
| 0.07                       | 0.04                       | 0.03                         | 0.02                 | 0.07  |                  |                              |             |              |                                         |
| 834                        | 1,239                      | 2,094                        | 9,101                | 536   |                  |                              |             |              |                                         |
| 3.96                       | 3.61                       | 3.16                         | 2.15                 | 3.66  |                  |                              |             |              |                                         |
| 211                        | 263                        | 377                          | 1,222                | 133   |                  |                              |             |              |                                         |
| 1.00                       | 0.77                       | 0.57                         | 0.29                 | 0.90  |                  |                              |             |              |                                         |
| 129.0                      | 191.4                      | 287.5                        | 520.0                | 72.3  |                  |                              |             |              |                                         |

Approximate:

((1900: || 22.3 || 23.5 || 54.2 [% of expenditure for labour] × 40

9.0 + 9.4 + 21.6 = 40%

About: 11 + 12.3 + 17.7 = 40

Comparison of the  
1900

| (Political-economic) significance of respective figures: | Per cent of total (total of three figures in) (horizontal rows=100) |                                                                   | By income [see p. 9]              |                      |                           |
|----------------------------------------------------------|---------------------------------------------------------------------|-------------------------------------------------------------------|-----------------------------------|----------------------|---------------------------|
|                                                          |                                                                     |                                                                   | Non-capitalist (<\$500 of income) | Medium (\$500-1,000) | Capitalist (>1,000 and ^) |
| Common and basic figures:                                | Number of farms                                                     | Acreage                                                           | 58.8                              | 24.0                 | 17.2                      |
|                                                          |                                                                     |                                                                   | 33.3                              | 23.6                 | 43.1                      |
| Scale of production:                                     | Scale of production                                                 | Value of product                                                  | 22.1                              | 25.6                 | 52.3                      |
| Level of farming; machinery, care of the land            | Constant capital                                                    | Value of implements and machinery<br>Expenditures for fertilisers | 25.3                              | 28.0                 | 46.7                      |
|                                                          |                                                                     |                                                                   | 29.1                              | 26.1                 | 44.8                      |
| Capitalist character of enterprise                       | Variable capital                                                    | Expenditures for hired labour                                     | 11.3                              | 19.6                 | 69.1                      |
| 1910                                                     |                                                                     |                                                                   | % of farms                        |                      |                           |
|                                                          |                                                                     |                                                                   | % of all land                     |                      |                           |
|                                                          |                                                                     |                                                                   | implements and machinery          |                      |                           |

\* See p. 435.—Ed.

three groupings:

| 2<br>By acreage<br>[see p. 10]* |                     |                         | 1<br>By principal<br>source of income<br>[see p. 6]** |                                                 |                                              |                                                |
|---------------------------------|---------------------|-------------------------|-------------------------------------------------------|-------------------------------------------------|----------------------------------------------|------------------------------------------------|
| farms                           |                     |                         | farms                                                 |                                                 |                                              |                                                |
| Small (under<br>100 acres)      | Medium<br>(100-175) | Large<br>(175 and<br>>) | Slightly<br>capitalist<br>(livestock<br>and cotton)   | Medium<br>(hay and<br>grain-mis-<br>cellaneous) | Highly capi-<br>talist<br>(spec. ↑<br>crops) | Commercial<br>crops                            |
| 57.5<br>17.5                    | 24.8<br>22.9        | 17.7<br>59.6            | 46.0<br>52.9                                          | 41.5<br>38.5                                    | 12.5<br>8.6                                  | 1 Index of extensive-<br>2 ness of enterprise  |
| 33.5                            | 27.3                | 39.2                    | 35.0***                                               | 39.0                                            | 16.0                                         | 6                                              |
| 31.7                            | 28.9                | 39.4                    | 37.2                                                  | 42.7                                            | 20.1                                         | 3 } Index of<br>intensiveness of<br>enterprise |
| 41.9                            | 25.7                | 32.4                    | 36.5                                                  | 31.8                                            | 31.7                                         | 4 }                                            |
| 22.3                            | 23.5                | 54.2                    | 35.2                                                  | 38.2                                            | 26.6                                         | 5 }                                            |
| 58.0                            | 23.8                | 18.2                    |                                                       |                                                 |                                              |                                                |
| 17.9                            | 23.4                | 58.7                    |                                                       |                                                 |                                              |                                                |
| 29.9                            | 28.9                | 41.2                    |                                                       |                                                 |                                              |                                                |
| 57.5                            | — 12.5              | = 45.0                  |                                                       |                                                 |                                              |                                                |
| 33.5                            | — 16.0              | = 17.5                  |                                                       |                                                 |                                              |                                                |
| 31.7                            | — 20.1              | = 11.6                  |                                                       |                                                 |                                              |                                                |
| 41.9                            | — 31.7              | = 10.2                  |                                                       |                                                 |                                              |                                                |

\* See p. 439.—*Ed.*

\*\* See p. 431.—*Ed.*

\*\*\* In the Fourth Russian edition of Lenin's *Collected Works* (see present edition, Vol. 22, p. 80) the figure has been corrected to 45.0.—*Ed.*

## Thirteenth Census of the United States, taken in the

| Three main sections of the United States | (p. 30, table 2) |       |                   |       |              |       |                              |                  |      |                         |
|------------------------------------------|------------------|-------|-------------------|-------|--------------|-------|------------------------------|------------------|------|-------------------------|
|                                          | All farmland     |       | Total population: |       |              |       |                              | Urban population |      |                         |
|                                          | mill acres       | %     | (mill.) 1910      | %     | (mill.) 1900 | %     | 1900-1910 % of pop. increase | (mill.) 1900     | 1910 | 1900-1910 % of increase |
| The North                                | 587.3            | 30.9  | 55.8              | 60.6  | 47.4         | 62.3  | 17.7                         | 32.7             | 25.2 | 29.8                    |
| The South                                | 562.1            | 29.5  | 29.4              | 32.0  | 24.5         | 32.3  | 19.8                         | 6.6              | 4.7  | 41.4                    |
| The West                                 | 753.4            | 39.6  | 6.8               | 7.4   | 4.1          | 5.4   | 66.8                         | 3.3              | 1.7  | 89.6                    |
| The U.S.A.                               | 1,903.3          | 100.0 | 92.0              | 100.0 | 76.0         | 100.0 | 21.0                         | 42.6             | 31.6 | 34.8                    |

| Three main sections of the United States | (p. 34, table 3)                     |      |               |                           |                                     |      |                                  |                                          |      |
|------------------------------------------|--------------------------------------|------|---------------|---------------------------|-------------------------------------|------|----------------------------------|------------------------------------------|------|
|                                          | Improved land in farms (mill. acres) |      |               | % of improved land (1910) | % of land in farms to total acreage |      | % of improved land in farms 1910 | % of improved land to total acreage 1900 |      |
|                                          | 1910                                 | 1900 | % of increase |                           | 1910                                | 1900 |                                  | 1910                                     | 1900 |
| The North                                | 290                                  | 261  | 10.9          | 60.6                      | 70.4                                | 65.1 | 70.1                             | 49.3                                     |      |
| The South                                | 150                                  | 126  | 19.5          | 31.5                      | 63.1                                | 64.4 | 42.5                             | 26.8                                     |      |
| The West                                 | 38                                   | 27   | 39.8          | 7.9                       | 14.7                                | 12.4 | 34.2                             | 5.0                                      |      |
| The U.S.A.                               | 478                                  | 414  | 15.4          | 100.0                     | 46.2                                | 44.1 | 54.4                             | 25.1                                     |      |



year 1910. Volume V. Agriculture. Washington 1913

| Rural population |      |                         | % of urban population (1910) | Number of farms ('000) |       |               | All land in farms  |                    |          |
|------------------|------|-------------------------|------------------------------|------------------------|-------|---------------|--------------------|--------------------|----------|
| (mill.) 1900     | 1910 | 1900-1910 % of increase |                              | 1910                   | 1900  | % of increase | (mill. acres) 1910 | % of increase 1900 | increase |
| 23.1             | 22.2 | 3.9                     | 58.6                         | 2,891                  | 2,874 | 0.6           | 414                | 383                | 8.0      |
| 22.7             | 19.9 | 14.8                    | 22.5                         | 3,097                  | 2,620 | 18.2          | 354                | 362                | -2.1     |
| 3.5              | 2.3  | 49.7                    | 48.8                         | 373                    | 243   | 53.7          | 111                | 94                 | 18.2     |
| 49.3             | 44.4 | 11.2                    | 46.3                         | 6,361                  | 5,737 | 10.9          | 879                | 839                | 4.8      |

| (p. 37, t. 4)                      |       |               |                |       |               | (p. 42, t. 7)              |        |               |                             |        |               |
|------------------------------------|-------|---------------|----------------|-------|---------------|----------------------------|--------|---------------|-----------------------------|--------|---------------|
| Average acreage per farm all land: |       |               | improved land: |       |               | Value of all farm property |        |               | Value of land and buildings |        |               |
| 1910                               | 1900  | % of increase | 1910           | 1900  | % of increase | (\$ mill.) 1910            | 1900   | % of increase | (\$ mill.) 1910             | 1900   | % of increase |
| 143.0                              | 133.2 | 7.4           | 100.3          | 90.9  | 10.3          | 27,481                     | 14,455 | 80.1          | 23,650                      | 12,041 | 96.4          |
| 114.4                              | 138.2 | -17.2         | 48.6           | 48.1  | 1.0           | 8,972                      | 4,270  | 110.1         | 7,353                       | 3,279  | 124.3         |
| 296.9                              | 386.1 | -23.1         | 101.7          | 111.8 | -9.0          | 4,538                      | 1,715  | 164.7         | 3,798                       | 1,295  | 193.4         |
| 138.1                              | 146.2 | -5.5          | 75.2           | 72.2  | 4.2           | 40,991                     | 20,440 | 100.5         | 34,801                      | 16,615 | 109.5         |

|            | Value of land |        |       | Value of buildings |       |       | Value of implements and machinery (\$ mill.) |      |       | Value of livestock |       |      |
|------------|---------------|--------|-------|--------------------|-------|-------|----------------------------------------------|------|-------|--------------------|-------|------|
|            | (\$ mill.)    |        |       | (\$ mill.)         |       |       | (\$ mill.)                                   |      |       | (\$ mill.)         |       |      |
|            | 1910          | 1900   | %+    | 1910               | 1900  | %+    | 1910                                         | 1900 | %+    | 1910               | 1900  | %+   |
| The North  | 19,129        | 9,369  | 104.2 | 4,521              | 2,672 | 69.2  | 856                                          | 517  | 65.6  | 2,975              | 1,897 | 56.8 |
| The South  | 5,926         | 2,562  | 131.3 | 1,427              | 717   | 99.0  | 293                                          | 180  | 62.9  | 1,325              | 811   | 63.5 |
| The West   | 3,420         | 1,127  | 203.6 | 377                | 167   | 125.0 | 116                                          | 53   | 119.0 | 625                | 367   | 70.1 |
| The U.S.A. | 28,475        | 13,058 | 118.1 | 6,325              | 3,556 | 77.8  | 1,265                                        | 750  | 68.7  | 4,925              | 3,075 | 60.1 |

|            | Value (\$ mill.) |                       |         |            |         |                  |                                             |                                         |                                      |
|------------|------------------|-----------------------|---------|------------|---------|------------------|---------------------------------------------|-----------------------------------------|--------------------------------------|
|            | of all crops (α) | of dairy products (1) | of wool | of poultry | of eggs | of honey and wax | of all domestic animals sold or slaughtered | (My figure) all live-stock products (β) | (My figures all farm products (α+β)) |
|            | 1909             | 1909                  | 1909    | 1909       | 1909    | 1909             | 1909                                        | 1909                                    | 1909                                 |
| The North  | 3,120            | 477                   | 23      | 129        | 205     | 3                | 1,258                                       | 2,095                                   | 5,215                                |
| The South  | 1,922            | 114                   | 6       | 61         | 75      | 2                | 414                                         | 672                                     | 2,594                                |
| The West   | 445              | 57                    | 36      | 12         | 26      | 1                | 161                                         | 293                                     | 738                                  |
| The U.S.A. | 5,487            | 648                   | 65      | 202        | 306     | 6                | 1,833                                       | 3,060                                   | 8,547                                |

| The same data (\$ mill.) but for 1899 |       |     |    |     |     |   |                                    |
|---------------------------------------|-------|-----|----|-----|-----|---|------------------------------------|
|                                       | (2)   |     |    |     |     |   | ( ? data not comparable (p. 520) ) |
| The North                             | 1,812 | 346 | 18 | 90  | 103 | 3 |                                    |
| The South                             | 989   | 97  | 4  | 40  | 32  | 2 |                                    |
| The West                              | 198   | 29  | 23 | 6   | 9   | 1 |                                    |
| The U.S.A.                            | 2,999 | 472 | 45 | 136 | 144 | 6 |                                    |

|            | p. 560, t. 24                               | Average expenditures per acre improved land in farms for |      |             |      | % of increase in expenditure for labour |
|------------|---------------------------------------------|----------------------------------------------------------|------|-------------|------|-----------------------------------------|
|            |                                             | labour                                                   |      | fertilisers |      |                                         |
|            | % of farms reporting expenditure for labour | 1909                                                     | 1899 | 1909        | 1899 |                                         |
| The North  | 55.1                                        | 1.26                                                     | 0.82 | 0.13        | 0.09 | + 70.8                                  |
| The South  | 36.6                                        | 1.13                                                     | 0.69 | 0.50        | 0.23 | + 87.1                                  |
| The West   | 52.5                                        | 3.25                                                     | 2.07 | 0.06        | 0.04 | + 119.0                                 |
| The U.S.A. | 45.9                                        | 1.36                                                     | 0.86 | 0.24        | 0.13 | + 82.3<br>p.t.o.*<br>...                |

Note: (1) The original give Σ=656. But this is wrong. Exclud

\* See pp. 482-83.—Ed.

(p. 43, t. 8) Average value of farm property per acre of land in farms (\$ and %)

| All farm property |       |       | Land  |       |       | Buildings |      |       | Implements and machinery |      |      | Livestock |      |      |
|-------------------|-------|-------|-------|-------|-------|-----------|------|-------|--------------------------|------|------|-----------|------|------|
| 1910              | 1900  | %+    | 1910  | 1900  | %+    | 1910      | 1900 | %+    | 1910                     | 1900 | %+   | 1910      | 1900 | %+   |
| 66.46             | 37.77 | 76.0  | 46.26 | 24.48 | 89.0  | 10.93     | 6.98 | 56.6  | 2.07                     | 1.35 | 53.3 | 7.20      | 4.96 | 45.2 |
| 25.31             | 11.79 | 114.7 | 16.72 | 7.08  | 136.2 | 4.03      | 1.98 | 103.5 | 0.83                     | 0.50 | 66.0 | 3.74      | 2.24 | 67.0 |
| 40.93             | 18.28 | 123.9 | 30.86 | 12.01 | 157.0 | 3.40      | 1.79 | 89.9  | 1.04                     | 0.56 | 85.7 | 5.63      | 3.92 | 43.6 |
| 46.64             | 24.37 | 91.4  | 32.40 | 15.57 | 108.1 | 7.20      | 4.24 | 69.8  | 1.44                     | 0.89 | 61.8 | 5.60      | 3.67 | 52.6 |

p. 540, t. 10

Percentage of value of all crops (1909)

| value of all crops % | crops with acreage reported | cereals | hay and forage | tobacco and cotton | vegetables | fruits and nuts | Σ of fore-going |
|----------------------|-----------------------------|---------|----------------|--------------------|------------|-----------------|-----------------|
| 100                  | 93.7                        | 62.6    | 18.8           | 0.9                | 7.5        | 3.3             | 93.1            |
| 100                  | 92.8                        | 29.3    | 5.1            | 46.8               | 7.5        | 2.6             | 91.3            |
| 100                  | 82.2                        | 33.1    | 31.7           | 0.0                | 8.5        | 15.5            | 88.8            |
| 100                  | 92.5                        | 48.6    | 15.0           | 16.9               | 7.6        | 4.0             | 92.1            |

(p. 513, t. 12).

Percentage of improved farmland (1909)

|     |      |      |      |      |     |     |      |
|-----|------|------|------|------|-----|-----|------|
| 100 | 67.8 | 46.2 | 18.8 | 0.1  | 1.5 | 0.1 | 86.7 |
| 100 | 63.3 | 32.1 | 5.7  | 21.9 | 1.5 | 0.1 | 61.3 |
| 100 | 51.4 | 24.1 | 24.2 | 0.0  | 1.4 | 0.1 | 49.8 |
| 100 | 65.1 | 40.0 | 15.1 | 7.0  | 1.5 | 0.1 | 63.7 |

ing (N.B.) home consumption—(2) Including home consumption

|                          | (p. 97, t. 1)<br>Farm tenure. Number<br>of farms ('000) |       |       | (p. 99, t. 3)<br>Average acreage<br>per farm |         |       | Average improved<br>acreage per farm |       |       |     |
|--------------------------|---------------------------------------------------------|-------|-------|----------------------------------------------|---------|-------|--------------------------------------|-------|-------|-----|
|                          | 1910                                                    | 1900  | %+    | 1910                                         | 1900    | %+    | 1910                                 | 1900  | %+    |     |
| The <i>United States</i> | 1910                                                    | 1900  | %+    | 1910                                         | 1900    | %+    | 1910                                 | 1900  | %+    |     |
| All classes              | 6,361                                                   | 5,737 | 10.9  | 138.1                                        | 146.2   | - 5.5 | 75.2                                 | 72.2  | 4.2   |     |
| Farms operated by        | 3,949                                                   | 3,653 | 8.1   | 151.6                                        | 152.2   | - 0.4 | 78.5                                 | 76.2  | 3.0   |     |
| Owners                   | owning en-<br>tire farm                                 | 3,355 | 3,202 | 4.8                                          | 138.6   | 134.7 | 2.9                                  | 69.7  | 69.2  | 0.7 |
|                          | leasing addi-<br>tional land                            | 594   | 451   | 31.6                                         | 225.0   | 276.4 | -18.6                                | 128.1 | 125.7 | 1.9 |
| Managers                 | 58                                                      | 59    | -1.7  | 924.7                                        | 1,481.2 | -37.6 | 211.9                                | 184.6 | 14.8  |     |
| Tenants                  | 2,354                                                   | 2,025 | 16.3  | 96.2                                         | 96.3    | - 0.1 | 66.4                                 | 61.9  | 7.3   |     |
| Ten-<br>ants             | share tenants                                           | 1,528 | 1,273 | 20.0                                         | 93.2    | 92.4  | 0.9                                  | 69.1  | 65.0  | 6.3 |
|                          | cash tenants                                            | 826   | 752   | 9.9                                          | 101.7   | 102.9 | - 1.2                                | 61.3  | 56.7  | 8.1 |

| (p. 105, t. 7) % distribution of farms<br>(Σ of vertical columns=100) |      |           |      |           | p. 106, t. 9 Average |          |      |           |       |       |       |       |
|-----------------------------------------------------------------------|------|-----------|------|-----------|----------------------|----------|------|-----------|-------|-------|-------|-------|
| The United States                                                     |      | The North |      | The South |                      | The West |      | The North |       |       |       |       |
| 1910                                                                  | 1900 | 1910      | 1900 | 1910      | 1900                 | 1910     | 1900 | (α)       | (β)   |       |       |       |
| Owners                                                                | 62.1 | 63.7      | 72.4 | 72.6      | 49.9                 | 52.3     | 83.8 | 80.3      | 139.8 | 133.0 | 93.9  | 88.1  |
| Managers                                                              | 0.9  | 1.0       | 1.2  | 1.1       | 0.5                  | 0.7      | 2.2  | 3.1       | 301.7 | 340.9 | 163.5 | 152.0 |
| Tenants                                                               | 37.0 | 35.3      | 26.5 | 26.2      | 49.6                 | 47.0     | 14.0 | 16.6      | 144.9 | 124.5 | 115.0 | 96.1  |

| (p. 102, t. 6) Number of farms<br>(‘000) |       |       |       | % of farms |       |       |       | (p. 141,<br>t. 27<br>The<br>U.S.A. | Number of<br>farms<br>(‘000)<br>reporting<br>domestic<br>animals |       |       |
|------------------------------------------|-------|-------|-------|------------|-------|-------|-------|------------------------------------|------------------------------------------------------------------|-------|-------|
| 1910                                     | 1900  | 1890  | 1880  | 1910       | 1900  | 1890  | 1880  |                                    | 1910                                                             | 1900  |       |
| Owners and<br>managers                   | 4,007 | 3,712 | 3,270 | 2,384      | 63.0  | 64.7  | 71.6  | 74.4                               |                                                                  |       |       |
| Tenants                                  | 2,354 | 2,025 | 1,295 | 1,025      | 37.0  | 35.3  | 28.4  | 25.6                               |                                                                  |       |       |
| share                                    | 1,528 | 1,273 | 840   | 702        | 24.0  | 22.2  | 18.4  | 17.5                               |                                                                  |       |       |
| cash                                     | 826   | 752   | 455   | 323        | 13.0  | 13.1  | 10.0  | 8.0                                |                                                                  |       |       |
| Σ =                                      | 6,361 | 5,737 | 4,565 | 4,009      | 100.0 | 100.0 | 100.0 | 100.0                              | Total                                                            | 6,035 | 5,498 |
|                                          |       |       |       |            |       |       |       |                                    | Owners                                                           | 3,794 | 3,535 |
|                                          |       |       |       |            |       |       |       |                                    | Managers                                                         | 52    | 54    |
|                                          |       |       |       |            |       |       |       |                                    | Tenants                                                          | 2,189 | 1,909 |

\* This was later pencilled in by Lenin. A separate sheet containing Leninism under the C.P.S.U. Central Committee.—*Ed.*

(p. 115, t. 19) Number of farms ('000) and % + (-)

|                         | <i>The North</i> |       |       | <i>The South</i> |       |       | <i>The West</i> |      |      |
|-------------------------|------------------|-------|-------|------------------|-------|-------|-----------------|------|------|
|                         | 1910             | 1900  | %+    | 1910             | 1900  | %+    | 1910            | 1900 | %+   |
|                         | Total . . . . .  | 2,891 | 2,874 | 0.6              | 3,097 | 2,620 | 18.2            | 373  | 243  |
| Owners . . . . .        | 2,091            | 2,088 | +0.1  | 1,544            | 1,370 |       | 312             | 195  |      |
| Owners . . . . .        | 1,749            | 1,794 | -2.5  | 1,329            | 1,237 | 7.5   | 276             | 171  | 61.9 |
| Part owners . . . . .   | 342              | 294   | 16.5  | 215              | 133   | 61.5  | 36              | 24   | 49.8 |
| Managers . . . . .      | 34               | 33    | 2.9   | 16               | 19    | -13.2 | 8               | 8    | 7.3  |
| Tenants . . . . .       | 766              | 753   |       | 1,537            | 1,231 |       | 53              | 40   |      |
| Share tenants . . . . . | 483              | 479   | 0.6   | 1,021            | 772   | 32.2  | 25              | 21   | 14.7 |
| Cash tenants . . . . .  | 283              | 274   | 3.3   | 516              | 459   | 12.3  | 28              | 19   | 47.7 |

acreage per farm (α) all land (β) improved land

| <i>The South</i> |         |       |       | <i>The West</i> |         |       |       |
|------------------|---------|-------|-------|-----------------|---------|-------|-------|
| (α)              |         | (β)   |       | (α)             |         | (β)   |       |
| 1910             | 1900    | 1910  | 1900  | 1910            | 1900    | 1910  | 1900  |
| 149.3            | 162.8   | 56.4  | 55.4  | 241.5           | 282.8   | 84.5  | 94.5  |
| 1,514.7          | 2,734.1 | 198.6 | 169.4 | 2,323.2         | 3,303.9 | 439.1 | 363.2 |
| 64.5             | 71.2    | 39.3  | 38.1  | 313.1           | 337.4   | 151.5 | 148.3 |

| % of farms with live-stock to all farms | (p. 145, t. 28) Farms with horses ('000) |              | % of farms with horses (my calculation) |      | (My calculation from Divisions, p. 145, t. 28) Number of farms with horses ('000) |       |                  |       |                 |      |  |  |
|-----------------------------------------|------------------------------------------|--------------|-----------------------------------------|------|-----------------------------------------------------------------------------------|-------|------------------|-------|-----------------|------|--|--|
|                                         | 1910                                     | 1900         | 1910                                    | 1900 | <i>The North</i>                                                                  |       | <i>The South</i> |       | <i>The West</i> |      |  |  |
|                                         | <i>my calculation</i>                    |              |                                         |      | 1910                                                                              | 1900  | 1910             | 1900  | 1900            | 1900 |  |  |
| 94.9-95.8                               | 4,693                                    | 4,531        | 73.8                                    | 79.0 | 2,600                                                                             | 2,620 | 1,771            | 1,694 | 320             | 217  |  |  |
| 96.1-96.7                               | 3,216                                    | 3,107        | 81.5                                    | 85.0 | 1,873                                                                             | 1,901 | 1,075            | 1,032 | 267             | 175  |  |  |
| 89.6-91.7                               | 46                                       | 48           | 79.3                                    | 81.3 | 29                                                                                | 28    | 11               | 14    | 7               | 6    |  |  |
| 92.9-94.2                               | 1,431                                    | 1,376        | 60.7                                    | 67.9 | 698                                                                               | 691   | 685              | 648   | 46              | 36   |  |  |
|                                         | % of farms with horses (my calculation)* | Total owners |                                         |      | %                                                                                 | %     | %                | %     | %               | %    |  |  |
|                                         |                                          | managers     |                                         |      | 89.9                                                                              | 91.1  | 57.1             | 64.6  | 85.9            | 89.3 |  |  |
|                                         |                                          | tenants      |                                         |      | 89.6                                                                              | 91.0  | 69.6             | 75.2  |                 |      |  |  |
|                                         |                                          |              |                                         |      | 91.1                                                                              | 91.8  | 44.6             | 52.7  | 86.8            | 90.0 |  |  |
|                                         |                                          |              |                                         |      |                                                                                   |       |                  | 52.7  |                 |      |  |  |
|                                         |                                          |              |                                         |      |                                                                                   |       |                  | -8.1  |                 |      |  |  |

these calculations is at the Central Party Archives of the Institute of Marxism-

|                                  | (p. 158, t. 1) <i>Mortgaged farms</i> |           |           |
|----------------------------------|---------------------------------------|-----------|-----------|
|                                  | 1910                                  | 1900      | 1890      |
| Number of farms <i>owned</i> . . | 3,948,722                             | 3,638,403 | 3,142,746 |
| Number of farms mortgaged .      | 1,327,439                             | 1,127,749 | 886,957   |
| % . . . . .                      | 33.6                                  | 31.0      | 28.2      |

|        |                        |           |      |      |      |
|--------|------------------------|-----------|------|------|------|
| p. 160 | } % of mortgaged farms | The North | 41.9 | 40.9 | 40.3 |
|        |                        | The South | 23.5 | 17.2 | 5.7  |
|        |                        | The West  | 28.6 | 21.7 | 23.1 |

|                              |           |          |         |
|------------------------------|-----------|----------|---------|
| Number of mortgaged farms    | 1,006,511 |          | 886,957 |
| Value of land and buildings  | 6,330     | \$ mill. | 3,055   |
| Total debt . . . . .         | 1,726     | " "      | 1,086   |
| % of debt to value . . . . . | 27.3%     |          | 35.5%   |

? With reference to this increase in the proportion of farms mortgaged, it should be borne in mind that the fact of mortgage debt is not necessarily an indication of lack of prosperity. There can be no question that American farmers generally were more prosperous in 1910 than at the two preceding censuses. The percentage of mortgaged farms is said to be highest in the most prosperous states, such as Iowa and Wisconsin. In some cases a farm is mortgaged out of need, in others for improvements, etc. (p. 158).

N.B. || The breaking-up of certain plantations into small farms—farms owned by their operators but mortgaged for part of the purchase price—probably also has had something to do with the increase in the proportion of farms mortgaged in the South (p. 159).

The number of farms owned by *Negroes* (coloured people in general, but these are mostly *Negroes*)=920,883 (=14.5%) (1910), including only 17,884 in the North, and 12,858, in the West. In the *South*, there are 890,141, including owners—218,467, tenants, 670,474, managers, 1,200.

Thus, in the South, the Whites have more owners than tenants, and the *Negroes*, vice versa.

In 1900, the *Negroes* had 767,764 farms (including 740,670 in the *South*). Consequently, the number of *Negro* farms increased by +19.6%, and *White* farms, by +9.5%.

The total farm acreage increased in *White* farms by +4.4% and in *Negro* farms, +11.7%.

Improved land in farms increased: *White*, +15.2%, *Negro*, +19.5%.

Value of all farm property increased: *White*, +99.6%, *Negro*, +134.0%.

| The South | Farmers: |              | Average farm acreage |              |       |       | In the <i>South</i> , the <i>White share-tenants</i> increased from 492,000 to 637,000 (+29.5%) and <i>Negro</i> , from 281,000 to 384,000 (+37.0%) | Quantity and value of livestock on <i>White</i> and <i>Negro</i> farms. |                      |               |
|-----------|----------|--------------|----------------------|--------------|-------|-------|-----------------------------------------------------------------------------------------------------------------------------------------------------|-------------------------------------------------------------------------|----------------------|---------------|
|           | White    | <i>Negro</i> | White                | <i>Negro</i> | 1910  | 1900  |                                                                                                                                                     | 1910                                                                    | 1900                 | Number        |
| Total     | 100      | 100          | 141.3                | 172.1        | 47.9  | 52.1  | 1910                                                                                                                                                | 1900                                                                    | White 19,655,747     | 683,996,175   |
| Owners    | 60.1     | 63.0         | 162.1                | 177.2        | 71.8  | 71.6  |                                                                                                                                                     |                                                                         | <i>Negro</i> 969,685 | 22,240,132    |
| Managers  | 0.7      | 0.9          | 1,612.1              | 2,962.8      | 291.5 | 269.0 |                                                                                                                                                     |                                                                         | White 16,780,511     | 1,903,652,666 |
| Tenants   | 39.2     | 36.1         | 83.8                 | 92.5         | 39.6  | 44.9  |                                                                                                                                                     |                                                                         | <i>Negro</i> 649,907 | 54,942,151    |
|           |          |              |                      |              |       |       |                                                                                                                                                     |                                                                         | White 3,133,740      | 413,530,751   |
|           |          |              |                      |              |       |       |                                                                                                                                                     |                                                                         | <i>Negro</i> 653,576 | 84,451,579    |

Concerning the role, importance and place of *tenants vis-à-vis owners*:

Tenant farmers reported a much larger proportion of the value of land than of the value of buildings, implements & machinery, or livestock. This is largely due to the fact that tenant farmers in general are less well-to-do than farm owners and are less able to furnish their farms with expensive equipment (pp. 100-01). The average for the United States (1910) shows: the value of owners' land = 66.8% of all property, and that of "tenants" = 74.9% (p. 101, Table 5).

Concerning the owners of farms leased, the authors (p. 102) refer to the inquiry during the 1900 Census, when the *names* of owners of tenant farms were studied. They say there was no concentration or "absentee landlordism". The owners of leased farms are for the most part former tenants "who have either retired altogether, gone into other business, or taken up farms in newer sections of the country".

"In the South the conditions have at all times been somewhat different from those in the North, and many of the tenant farms are parts of plantations of considerable size which date from before the Civil War." In the South, "the system of operation by tenants—chiefly coloured tenants—has succeeded the system of operation by slave labour" (102).\*

|| N.B.

|| N.B.

Concerning rent:

The development of the tenant system is most conspicuous in the South, where the large plantations formerly operated by slave labour have in many cases been broken up into small parcels or tracts and leased to tenants. As more fully explained in Chapter I, these plantations are in

\* See present edition, Vol. 22, p. 26.—*Ed.*



N.B. many cases still operated substantially as agricultural units, the tenants being subjected to a degree of supervision more or less similar to that which hired farm labourers are subjected to in the North” (p. 104).

N.B. “A very low proportion of tenant farms is ... shown for the Mountain and Pacific divisions, where it is doubtless attributable mainly to the fact that those divisions have been only recently settled and that many of the farmers in them are homesteaders who have obtained their land from the Government” (p. 104). N.B.

The whole Chapter II (“Farm tenure”) does not contain any analysis of the causes of the *growth* (respective decrease) in the *number of owners* of land. These authors are bourgeois scum: they gloss over the most important thing (expropriation of the small farmers)!!

|                                      |                 |           |                |                     |
|--------------------------------------|-----------------|-----------|----------------|---------------------|
| Growth of rural population (1900-10) | . . . . .       | + 11.2%   |                |                     |
| ”                                    | number of farms | . . . . . | + 10.9% (less) |                     |
| ”                                    | ”               | owners    | . . . . .      | + 8.1% (still less) |

An obvious increase in expropriation!!

But the increase is even more evident if we take the *North*, the *South* and the *West*.

The total number of farms has gone up from 5,737,372 to 6,361,502, i.e., by 624,130 (p. 114, Table 18), i.e., by 10.9 per cent. But in the *North* the increase is only 0.6% (+16,545 farms!!). This is stagnation. Moreover, there was also an absolute *reduction* in the number of farms in three out of the four divisions of the North, namely, New England, Middle Atlantic and East. In North Central, there was an *absolute drop in the number of farms* (by 32,000). **Only** in West North Central was there an increase by 49,000 (hence, in  $\Sigma = +16,500$ ). But West North Central includes states like the two Dakotas, Nebraska and Kansas, where homesteading is still extensive (see *Statistical Abstract*, p. 28).

In general, the number of owners in the entire North:

$$\begin{array}{r}
 1900-2,088,000 \\
 1910-2,091,000 \\
 \hline
 +3,000 = 0.1\%!!!
 \end{array}$$

|      | The entire North |                |
|------|------------------|----------------|
|      | owners:          | part owners:   |
| 1900 | 1,794,216        | 293,612        |
| 1910 | 1,749,267        | 342,167        |
|      | <u>-44,949</u>   | <u>+48,555</u> |

Thus, there was a **reduction** in the number of owners!!

The number of *part* owners went up!!

And this same North had 60% of all the improved land in the United States (1910)!!

In this North, the acreage of improved land increased by 10.9%, from 261 million to 290 million acres!!

In the *West*, the growth in the number of farms and the number of owners is understandable: the country is being settled, and there is a growing number of *homesteads* (see *Statistical Abstract*, p. 28 and the above quotation from p. 104, p. 3 of these extracts).\*

And the *South*?? Share tenants (*mostly* Negroes) there mainly (1) account for the growth in the number of farms. This means greater exploitation of the Negroes. Then (2), there is a growing number of *owners*. Why?? Apparently it is due to the parcellisation of the *plantations*. P. 265 (Table 8) shows that the acreage in the 1,000-and->acre farms in the United States fell by 30,702,109 acres (-15.5%), including +2,321,975 in the *North*, and-1,206,872 in the *West*. Nearly the whole falls to the *South*-31,817,212 (-27.3%). And this same *South* accounts, out of the total increase in the number

---

\* See p. 451.—*Ed.*

of farms (+624,130), for +477,156\*) (i.e., the bulk, about  $\frac{3}{4}$ ), with a growing number of small farms:

|                |   |                           |
|----------------|---|---------------------------|
| under 20 acres | + | 115,192                   |
| 20-49          | ” | + 191,793                 |
| 50-99          | ” | + 111,690                 |
|                |   | <u><u>Σ = 418,675</u></u> |

The essence is the disintegration of the slave-holding plantations!!

|      | The <i>South</i> (number of farms) |          |
|------|------------------------------------|----------|
|      | White farmers                      | coloured |
| 1910 | 2,207,406                          | 890,141  |
| 1900 | 1,879,721                          | 740,670  |

with the Whites having more owners than tenants. and the coloured *vice versa*.

---

\*) 1910: 3,097,547  
 1900: 2,620,391  
 +477,156

|                 | (p. 257, t. 1)  |           | (My abbreviation) |       | (p. 309, t. 18)<br>Number of farms |           |
|-----------------|-----------------|-----------|-------------------|-------|------------------------------------|-----------|
|                 | Number of farms |           | Idem ('000)       |       | with horses                        |           |
|                 | 1910            | 1900      | 1910              | 1900  | 1910                               | 1900      |
| Total . . . .   | 6,361,502       | 5,737,372 | 6,361             | 5,738 | 4,692,814                          | 4,530,628 |
| Under 20 acres  | 839,166+        | 673,870   | 839               | 674   | 408,60+                            | 373,269   |
| 20-49 . . . .   | 1,414,376+      | 1,257,496 | 1,415             | 1,258 | 811,538—                           | 834,241   |
| 50-99 . . . .   | 1,438,069+      | 1,366,038 | 1,438             | 1,366 | 1,116,415—                         | 1,123,750 |
| 100-174 . . . . | 1,516,286+      | 1,422,262 | 1,516             | 1,422 | 1,302,086+                         | 1,260,090 |
| 175-499 . . . . | 978,175+        | 868,020   | 978               | 868   | 890,451+                           | 798,760   |
| 500-999 . . . . | 125,295+        | 102,526   | 125               | 103   | 116,556+                           | 96,087    |
| 1,000 and over  | 50,135+         | 47,160    | 50                | 47    | 47,167+                            | 44,431    |

| (p. 257, t. 1)  | Increase in number of farms (1900-1910) |         | (p. 257, t. 1)<br>All land in farms (acres) |             |             |            |
|-----------------|-----------------------------------------|---------|---------------------------------------------|-------------|-------------|------------|
|                 | increase                                | %       | 1910                                        | 1900        | increase    | %          |
|                 | Total . . . .                           | 624,130 | 10.9                                        | 878,798,325 | 838,591,774 | 40,206,551 |
| Under 20 acres  | 165,296                                 | 24.5    | 8,793,820                                   | 7,180,839   | 1,612,981   | 22.5       |
| 20-49 . . . .   | 156,880                                 | 12.5    | 45,378,449                                  | 41,536,128  | 3,842,321   | 9.3        |
| 50-99 . . . .   | 72,031                                  | 5.3     | 103,120,868                                 | 98,591,699  | 4,529,169   | 4.6        |
| 100-174 . . . . | 94,024                                  | 6.6     | 205,480,585                                 | 192,680,321 | 12,800,264  | 6.6        |
| 175-499 . . . . | 110,155                                 | 12.7    | 265,289,069                                 | 232,954,515 | 32,334,554  | 13.9       |
| 500-999 . . . . | 22,769                                  | 22.2    | 83,653,487                                  | 67,864,116  | 15,789,371  | 23.3       |
| 1,000 and over  | 2,975                                   | 6.3     | 167,082,047                                 | 197,784,156 | -30,702,109 | -15.5      |

\*) On the question of horse ownership, it should be noted not make up for the decrease in farms with horses. This The *South* showed the *greatest growth*—1900:1,155,000; 1910: growth in the number of farms reporting mules fails to make

(My abbreviation \*)

|             |       |                        |      | (p. 257, t. 2)  |      |                   |      |                        |      |                             |      |
|-------------|-------|------------------------|------|-----------------|------|-------------------|------|------------------------|------|-----------------------------|------|
|             |       |                        |      | % of total      |      |                   |      |                        |      |                             |      |
| Idem ('000) |       | % of farms with horses |      | Number of farms |      | All land in farms |      | Improved land in farms |      | % of improved land in farms |      |
| 1910        | 1900  | 1910                   | 1900 | 1910            | 1900 | 1910              | 1900 | 1910                   | 1900 | 1910                        | 1900 |
| 4,693       | 4,531 | 73.8                   | 79.0 | 100             | 100  | 100               | 100  | 100                    | 100  | 54.4                        | 49.4 |
| 409         | 373   | 48.9                   | 52.4 | 13.2+           | 11.7 | 1.0+              | 0.9  | 1.7+                   | 1.6  | 90.9                        | 89.7 |
| 812         | 834   | 57.4                   | 66.3 | 22.2+           | 21.9 | 5.2+              | 5.0  | 7.6-                   | 8.0  | 80.6                        | 79.4 |
| 1,116       | 1,124 | 77.6                   | 82.2 | 22.6-           | 23.8 | 11.7-             | 11.8 | 14.9-                  | 16.2 | 69.0                        | 68.3 |
| 1,302       | 1,260 | 86.5                   | 88.6 | 23.8-           | 24.8 | 23.4+             | 23.0 | 26.9-                  | 28.6 | 62.7                        | 61.4 |
| 890         | 799   | 91.0                   | 92.0 | 15.4+           | 15.1 | 30.2+             | 27.8 | 33.8+                  | 32.7 | 61.0                        | 58.2 |
| 117         | 96    | 93.2                   | 93.7 | 2.0+            | 1.8  | 9.5+              | 8.1  | 8.5+                   | 7.1  | 48.8                        | 43.4 |
| 47          | 45    | 94.1                   | 94.2 | 0.8=            | 0.8  | 19.0-             | 23.6 | 6.5+                   | 5.9  | 18.7                        | 12.3 |

| (ibidem)                       |             |            |      | % increase       |                | Increase or decrease of share |                  |
|--------------------------------|-------------|------------|------|------------------|----------------|-------------------------------|------------------|
| Improved land in farms (acres) |             |            |      | Num-ber of farms | Im-proved land | Im-proved land                | Num-ber of farms |
| 1910                           | 1900        | increase   | %    |                  |                |                               |                  |
| 478,451,750                    | 414,498,487 | 63,953,263 | 15.4 |                  |                |                               |                  |
| 7,991,543                      | 6,440,447   | 1,551,096  | 24.1 | 24.5             | 24.1-          | +                             | +                |
| 36,596,032                     | 33,000,734  | 3,595,298  | 10.9 | 12.5             | 10.9-          | -                             | -                |
| 71,155,246                     | 67,344,759  | 3,810,487  | 5.7  | 5.3              | 5.7+           | -                             | -                |
| 128,853,538                    | 118,390,708 | 10,462,830 | 8.8  | 6.6              | 8.8+           | -                             | -                |
| 61,775,502                     | 135,530,043 | 26,245,459 | 19.4 | 12.7             | 19.4+          | +                             | +                |
| 40,817,118                     | 29,474,642  | 11,342,476 | 38.5 | 22.2             | 38.5+          | +                             | +                |
| 31,262,771                     | 24,317,154  | 6,945,617  | 28.6 | 6.3              | 28.6+          | +                             | +                |

that the growth in the number of farms reporting mules does growth=1900:1,480,652 (=25.8%); 1910:1,869,005 (=29.4%). 1,478,000, i.e., 1900—44.1%; 1910—47.7%. There, too, the up for the increase in the number of horseless farms.

The authors give *no* valid reasons for their grouping. "Government land has for the most part been sold approximately that amount" (p. 257).

N.B. "As judged by improved acreage, which is probably less than 20 acres) are becoming of relatively less importance. This is the normal result of the fact that the very large farms of the country, where agriculture is developing most rapidly" a relatively *greater* growth of the *share* of the big farms

|           | The North         |       |                   |       |                    |       |               |      | The             |       |
|-----------|-------------------|-------|-------------------|-------|--------------------|-------|---------------|------|-----------------|-------|
|           | Per cent of total |       |                   |       | % of improved land |       |               |      | Per cent        |       |
|           | Number of farms   |       | All land in farms |       | Improved land      |       | land in farms |      | Number of farms |       |
|           | 1910              | 1900  | 1910              | 1900  | 1910               | 1900  | 1910          | 1900 | 1910            | 1900  |
| Σ         | 100.0             | 100.0 | 100.0             | 100.0 | 100.0              | 100.0 | 70.1          | 68.3 | 100.0           | 100.0 |
| < 20      | 9.5+              | 8.7   | 0.6               | 0.6   | 0.8                | 0.8   | 86.1          | 86.3 | 16.2            | 14.7  |
| 20-49     | 13.9—             | 16.0  | 3.3               | 4.2   | 3.6                | 4.7   | 76.2          | 76.2 | 30.9            | 29.2  |
| 50-99     | 24.2—             | 26.3  | 12.5              | 14.6  | 13.5               | 16.0  | 75.3          | 74.6 | 22.4            | 22.3  |
| 100-174   | 29.5+             | 29.0  | 28.1              | —29.7 | 29.3               | —31.6 | 73.2          | 72.6 | 18.1            | —19.8 |
| 175-499   | 20.2+             | 18.0  | 38.1              | 36.0  | 39.8               | 37.3  | 73.1          | 70.5 | 10.4            | 11.6  |
| 500-999   | 2.2+              | 1.6   | 10.3              | 7.9   | 9.0                | 6.6   | 60.8          | 56.9 | 1.3             | 1.6   |
| 1,000 & > | 0.5+              | 0.4   | 6.9               | 6.9   | 4.1                | 3.1   | 41.1          | 30.5 | 0.7             | 0.9   |

|           | (ctd)                       |      | Increase from 1900 to 1910: (absolute |       |                   |       |                        |       |                 |      |
|-----------|-----------------------------|------|---------------------------------------|-------|-------------------|-------|------------------------|-------|-----------------|------|
|           | The West                    |      | The North                             |       |                   |       |                        |       | The             |      |
|           | % of improved land in farms |      | Number of farms                       |       | All land in farms |       | Improved land in farms |       | Number of farms |      |
|           | 1910                        | 1900 | abso-lute                             | %     | abso-lute         | %     | abso-lute              | %     | abso-lute       | %    |
| Σ         | 34.2                        | 29.0 | 16.5                                  | 0.6   | 30,725            | 8.0   | 28,573                 | 10.9  | 477.2           | 18.2 |
| < 20      | 87.3                        | 85.0 | 25.1                                  | 10.0  | 116               | 4.8   | 95                     | 4.5   | 115.2           | 29.9 |
| 20-49     | 73.9                        | 71.4 | —57.9                                 | —12.6 | —2,295            | —14.2 | —1,743                 | —14.2 | 191.8           | 25.1 |
| 50-99     | 62.2                        | 57.4 | 55.2                                  | —7.3  | —4,072            | —7.3  | —2,708                 | —6.5  | 111.7           | 19.2 |
| 100-174   | 37.1                        | 38.5 | 18.1                                  | +2.2  | 2,503             | 2.2   | 2,435                  | 2.9   | 42.7            | 8.2  |
| 175-499   | 43.4                        | 46.7 | 65.9                                  | 12.7  | 19,720            | 14.3  | 17,966                 | 18.5  | 18.6            | 6.1  |
| 500-999   | 46.6                        | 44.1 | 18.5                                  | 40.4  | 12,430            | 40.9  | 8,756                  | 50.6  | —0.8            | —2.0 |
| 1,000 & > | 22.9                        | 17.2 | 2.1                                   | 16.4  | 2,322             | 8.8   | 3,773                  | 47.0  | —2.0            | —8.8 |

N.B. only:  
 or otherwise disposed of in quarter sections of 160 acres or ||| N.B.  
 the best standard, the smaller farms (excepting those of  
 tance and the large farms of relatively greater importance. ||| N.B.  
 farms are found for the most part in the newer sections of  
 (p. 258). This last explanation is wrong, for we find |||  
 in such *old* divisions as New England and Middle Atlantic.

| South<br>of total    |                      |                    |                      |                                      |                      | The West           |                      |                    |                      |                                      |                      |
|----------------------|----------------------|--------------------|----------------------|--------------------------------------|----------------------|--------------------|----------------------|--------------------|----------------------|--------------------------------------|----------------------|
| All land<br>in farms |                      | Improved<br>land   |                      | % of<br>improved<br>land in<br>farms |                      | Per cent of total  |                      |                    |                      | % of<br>improved<br>land in<br>farms |                      |
| Number<br>of farms   | All land<br>in farms | Number<br>of farms | All land<br>in farms | Number<br>of farms                   | All land<br>in farms | Number<br>of farms | All land<br>in farms | Number<br>of farms | All land<br>in farms | Number<br>of farms                   | All land<br>in farms |
| 1910                 | 1900                 | 1910               | 1900                 | 1910                                 | 1900                 | 1910               | 1900                 | 1910               | 1900                 | 1910                                 | 1900                 |
| 100.0                | 100.0                | 100.0              | 100.0                | 42.5                                 | 34.8                 | 100.0              | 100.0                | 100.0              | 100.0                | 100.0                                | 100.0                |
| 1.6                  | 1.2                  | 3.5                | 3.2                  | 93.3                                 | 91.9                 | 16.7               | 15.5                 | 0.5                | 0.4                  | 1.2                                  | 1.0                  |
| 8.4                  | 6.7                  | 16.4               | 15.8                 | 83.1                                 | 82.0                 | 15.3               | 14.0                 | 1.6                | 1.2                  | 3.6                                  | 2.9                  |
| 13.6                 | 11.2                 | 20.0               | 19.4                 | 62.7                                 | 60.2                 | 11.8               | 11.7                 | 2.9                | 2.2                  | 5.3                                  | 4.4                  |
| 20.8+                | 18.9                 | 25.3+              | 25.2                 | 51.6                                 | 46.4                 | 27.5-              | 28.6                 | 14.0+              | 11.3                 | 15.2+                                | 15.0                 |
| 24.0                 | 22.2                 | 24.4               | 24.9                 | 43.2                                 | 39.1                 | 19.5               | 19.4                 | 20.2               | 15.6                 | 25.7                                 | 25.2                 |
| 7.6                  | 7.5                  | 5.5                | 6.1                  | 30.9                                 | 28.1                 | 5.3                | 6.1                  | 12.4               | 11.0                 | 16.9                                 | 16.7                 |
| 23.9                 | 32.2                 | 4.8                | 5.4                  | 8.5                                  | 5.9                  | 3.9                | 4.8                  | 48.3               | 58.4                 | 32.3                                 | 34.8                 |

figures = 1,000 farms or acres)

| South                |       |                              |      | The West           |      |                      |      |                              |      |
|----------------------|-------|------------------------------|------|--------------------|------|----------------------|------|------------------------------|------|
| All land<br>in farms |       | Improved<br>land<br>in farms |      | Number<br>of farms |      | All land<br>in farms |      | Improved<br>land<br>in farms |      |
| absolute             | %     | absolute                     | %    | absolute           | %    | absolute             | %    | absolute                     | %    |
| -7,583               | -2.1  | 24,583                       | 19.5 | 130.4              | 53.7 | 17,065               | 18.2 | 10,797                       | 39.8 |
| 1,301                | 29.5  | 1,278                        | 31.5 | 24.9               | 66.5 | 195                  | 58.8 | 178                          | 63.3 |
| 5,406                | 22.2  | 4,772                        | 23.9 | 23.0               | 67.5 | 731                  | 66.8 | 566                          | 72.6 |
| 7,497                | 18.5  | 5,731                        | 23.5 | 15.5               | 54.8 | 1,104                | 52.5 | 787                          | 65.2 |
| 5,351                | 7.8   | 6,345                        | 20.0 | 33.2               | 47.8 | 4,945                | 46.8 | 1,683                        | 41.4 |
| 4,796                | 6.0   | 5,369                        | 17.1 | 25.7               | 54.6 | 7,818                | 53.5 | 2,911                        | 42.6 |
| -118                 | -0.4  | 712                          | 9.3  | 5.1                | 34.5 | 3,478                | 33.8 | 1,874                        | 41.3 |
| -31,817              | -27.3 | 375                          | 5.5  | 2.9                | 25.3 | -1,207               | -2.2 | 2,797                        | 29.6 |

Three main groups clearly stand out (see + and — for **the United States**): small farms (under 49 acres), medium (50-174) and large (175 and >). (These limits are also indicated by the “official” allotment [“homestead”] = 160 acres). Taking these three groups, we obtain the following basic % results:

|                   |                 | % of total      |                |                 |                | Increase (or —)<br>1900-10                 |                     |
|-------------------|-----------------|-----------------|----------------|-----------------|----------------|--------------------------------------------|---------------------|
|                   |                 | 1910            |                | 1900            |                | % of farms                                 | % of im-proved land |
|                   |                 | Number of farms | Im-proved land | Number of farms | Im-proved land |                                            |                     |
| The United States | small           | 35.4            | 9.3            | 33.6            | 9.6            | +                                          | —                   |
|                   | medium (50-174) | 46.4            | 41.8           | 48.6            | 44.8           | —                                          | —                   |
|                   | large           | 18.2            | 48.8           | 17.7            | 45.7           | +                                          | +                   |
| The North         | small           | 23.4            | 4.4            | 24.7            | 5.5            | —                                          | —                   |
|                   | medium          | 53.7            | 42.8           | 55.3            | 47.6           | —                                          | —                   |
|                   | large           | 22.9            | 52.9           | 20.0            | 47.0           | +                                          | +                   |
| The South         | small           | 47.1            | 19.9           | 43.9            | 19.0           | +                                          | +                   |
|                   | medium          | 40.5            | 45.3           | 42.1            | 44.6           | —                                          | +                   |
|                   | large           | 12.4            | 34.7           | 14.1            | 36.4           | —                                          | —                   |
| The West          | small           | 32.0            | 4.8            | 29.5            | 3.9            | +                                          | +                   |
|                   | medium          | 39.3            | 20.5           | 40.3            | 19.4           | —                                          | —                   |
|                   | large           | 28.7            | 74.9           | 30.3            | 76.7           | —                                          | —                   |
|                   |                 | % of total      |                |                 |                | 1900-10<br>Increase (+)<br>or decrease (—) |                     |
|                   |                 | 1910            |                | 1900            |                | % of farms                                 | % of im-proved land |
|                   |                 | Number of farms | Im-proved land | Number of farms | Im-proved land |                                            |                     |
| The United States | small           | 58.0            | 24.2           | 57.4            | 25.8           | +                                          | —                   |
|                   | medium (50-174) | 23.8            | 26.9           | 24.8            | 28.6           | —                                          | —                   |
|                   | large           | 18.2            | 48.8           | 17.7            | 45.7           | +                                          | +                   |
| The North         | small           | 47.6            | 17.9           | 51.0            | 21.5           | —                                          | —                   |
|                   | medium          | 29.5            | 29.3           | 29.0            | 31.6           | +                                          | —                   |
|                   | large           | 22.9            | 52.9           | 20.0            | 47.0           | +                                          | +                   |
| The South         | small           | 69.5            | 39.9           | 66.2            | 38.4           | +                                          | +                   |
|                   | medium          | 18.1            | 25.3           | 19.8            | 25.2           | —                                          | +                   |
|                   | large           | 12.4            | 34.7           | 14.1            | 36.4           | —                                          | —                   |
| The West          | small           | 43.8            | 10.1           | 41.2            | 8.3            | +                                          | +                   |
|                   | medium          | 27.5            | 15.2           | 28.6            | 15.0           | —                                          | +                   |
|                   | large           | 28.7            | 74.9           | 30.3            | 76.7           | —                                          | —                   |



The distinctive features of the three sections stand out clearly:

*The North:* 1) The highest development of capitalism. 2) Stagnation in the number of farms. 3) Reduction in the number and share of medium farms. 4) Growth in the number and share of large (and very small, but to a less degree). 5) Weak latifundia (> 1,000: 0.5% of the farms and 6.9% of the land).

*The South:* 1) The lowest development of capitalism. 2) The greatest development of share-tenancy (49.6% are tenant farms). 3) Vast latifundia (> 1,000 acres: 0.7% of the farms and 23.9% of the land; in the North 0.5% of the farms and 6.9% of the land). 4) Disintegration of these latifundia of the former slave-owners (1900-10:—32 million acres—27.3%). 5) The highest % of small farms (43-47%). Summary: from slave-owning latifundia to small commercial agriculture.

*The West:* 1) Tremendous increase in the number of farms: +53.7%!! Homesteads and small commercial agriculture!! 2) Vast % of land in large farms (76-75%). 3) Very large latifundia (> 1,000: 3.9% of the farms and 48.3% of the land). 4) The lowest % of tenant-farmers and a *reduction* of it.

% of improved land in the < 20 acre farms = 73-96% by divisions, and in the > 1,000 acre farms 6.2-43.4% by divisions.

N.B.  
(on the  
question  
of "acreage  
statistics")

The contrast between these two sets of percentages is the natural result of the fact that small farms throughout the country usually specialise in cropping, whereas large farms, which in some sections also specialise mainly in cropping, in other sections almost exclusively go in for stock raising (p. 264).

In the South there is a “process of breaking up great plantations into small farms, chiefly operated by tenants” (p. 264).

The great development of small fruit and other farms on the Pacific coast, due, in part at least, to irrigation projects organised in recent years, is reflected in the increase in small farms of less than 50 acres in the Pacific division (p. 264).\*

Concerning the commercial character of stock raising, it is interesting to note the % of farms selling *livestock*, and the % of stock sold and slaughtered

|                           | (% of all farms selling stock)                                                |                           |        | Ratio (%) between number of domestic animals sold or slaughtered and number on hand: |                           |        |        |       |
|---------------------------|-------------------------------------------------------------------------------|---------------------------|--------|--------------------------------------------------------------------------------------|---------------------------|--------|--------|-------|
|                           | Value of all domestic animals sold or slaughtered on farms in 1909 (\$ mill.) | Cattle (excluding calves) | Calves | Swine                                                                                | Cattle (excluding calves) | Calves | Swine  |       |
| The United States . . . . | 1,833                                                                         | 100.0                     | 32.0%  | 23.0%                                                                                | 28.9%                     | 40.7%  | 100.9% | 90.9% |
| The North . . . .         | 1,258                                                                         | 68.6%                     | 42.4%  | 34.5%                                                                                | 44.9%                     | 42.9%  | 124.3% | 97.5% |
| The South . . . .         | 414                                                                           | 22.6%                     | 23.3%  | 13.3%                                                                                | 15.9%                     | 40.7%  | 68.2%  | 77.6% |
| The West . . . .          | 161                                                                           | 8.8%                      | 23.9%  | 13.5%                                                                                | 13.2%                     | 33.4%  | 61.8%  | 87.9% |
| New England . .           | 30.4                                                                          | 1.7%                      | 34.7%  | 34.6%                                                                                | 16.4%                     | 43.6   | 320.8  | 126.8 |
| Middle Atlantic           | 89.6                                                                          | 4.9%                      | 36.2   | 48.6                                                                                 | 23.0                      | 28.6   | 241.2  | 123.5 |

\* See present edition, Vol. 22, p. 51.—*Ed.*

(p. 349, t. 14) (My abbreviation of table)

|                   | Number of farms reporting |           |            |           | Per cent of farms reporting |      |            |      | Average number per farm reporting |      |            |      |
|-------------------|---------------------------|-----------|------------|-----------|-----------------------------|------|------------|------|-----------------------------------|------|------------|------|
|                   | cattle                    |           | dairy cows |           | cattle                      |      | dairy cows |      | cattle                            |      | dairy cows |      |
|                   | 1910                      | 1900      | 1910       | 1900      | 1910                        | 1900 | 1910       | 1900 | 1910                              | 1900 | 1910       | 1900 |
| The United States | 5,284,916                 | 4,730,480 | 5,140,869  | 4,513,895 | 83.1                        | 82.4 | 80.8       | 78.7 | 11.7                              | 14.3 | 4.0        | 3.8  |
| The North . . .   | 2,582,462                 | 2,568,255 | 2,546,115  | 2,503,655 | 89.3                        | 89.4 | 88.1       | 87.1 | 12.8                              | 14.4 | 5.3        | 4.8  |
| The South . . .   | 2,426,302                 | 1,972,548 | 2,334,605  | 1,835,841 | 78.3                        | 75.3 | 75.4       | 70.1 | 8.0                               | 11.3 | 2.4        | 2.3  |
| The West . . .    | 276,152                   | 189,677   | 260,149    | 174,399   | 74.0                        | 78.1 | 69.7       | 71.8 | 33.6                              | 44.6 | 5.2        | 5.0  |

(p. 367, t. 26)

|                   | Horses    |           | Mules     |           | (Horses) |      | (Mules) |      | (Horses) |      | (Mules) |      |
|-------------------|-----------|-----------|-----------|-----------|----------|------|---------|------|----------|------|---------|------|
|                   | 1910      | 1900      | 1910      | 1900      | 1910     | 1900 | 1910    | 1900 | 1910     | 1900 | 1910    | 1900 |
| The United States | 4,692,814 | 4,530,628 | 1,869,005 | 1,480,652 | 73.8     | 79.0 | 29.4    | 25.8 | 4.2      | 4.0  | 2.3     | 2.2  |
| The North . . .   | 2,600,709 | 2,620,082 | 359,024   | 306,573   | 90.0     | 91.2 | 12.4    | 10.7 | 4.9      | 4.4  | 2.9     | 2.6  |
| The South . . .   | 1,771,659 | 1,693,878 | 1,478,382 | 1,154,810 | 57.2     | 64.6 | 47.7    | 44.1 | 2.6      | 2.7  | 2.1     | 2.0  |
| The West . . .    | 320,446   | 216,668   | 31,599    | 19,269    | 85.8     | 89.2 | 8.5     | 7.9  | 7.6      | 10.5 | 4.5     | 6.3  |

(p. 387, t. 36)

|                   | Swine (all swine) |           | (all swine) |      | (all swine) |      |
|-------------------|-------------------|-----------|-------------|------|-------------|------|
|                   | 1910              | 1900      | 1910        | 1900 | 1910        | 1900 |
| The United States | 4,351,751         | 4,335,363 | 68.4        | 75.6 | 13.4        | 14.6 |
| The North . . .   | 1,971,059         | 2,193,438 | 68.2        | 76.3 | 19.2        | 19.5 |
| The South . . .   | 2,230,841         | 2,023,508 | 72.0        | 77.2 | 8.3         | 9.2  |
| The West . . .    | 149,851           | 118,417   | 40.1        | 48.7 | 12.2        | 12.3 |

These data show the North *concentrating* livestock ownership against the South and the West. Data on average per farm: dairy cows: North—4.8 and 5.3; horses—4.4 and 4.9; mules: 2.6 and 2.9; swine—19.5 and 19.2 (the smallest reduction).

The figures for the divisions show that this applies wholly only to East North Central and West North Central. In New England, the average number of cows *declined*, but that of horses remained *the same* in New England and Middle Atlantic.

(p. 309, t. 18)

(My calculation)

|                   | Farms reporting dairy cows<br>(ibid. '000) |           |       | %       |      |            |
|-------------------|--------------------------------------------|-----------|-------|---------|------|------------|
|                   | 1910                                       | 1910      | 1900  | 1910    | 1900 | 1900       |
| The United States | 5,140,869                                  | 4,513,895 | 5,141 | + 4,514 | 80.8 | 78.7 + 2.1 |
| < 20              | 443,331                                    | 334,361   | 444   | + 334   | 52.9 | 49.5 + 3.4 |
| 20-49             | 1,006,877                                  | 829,033   | 1,007 | + 829   | 71.2 | 65.9 + 5.3 |
| 50-99             | 1,260,346                                  | 1,450,172 | 1,260 | + 1,450 | 87.1 | 84.1 + 3.0 |
| 100-174           | 1,361,251                                  | 1,264,680 | 1,361 | + 1,265 | 89.8 | 88.9 + 0.9 |
| 175-499           | 913,991                                    | 803,667   | 914   | + 804   | 93.5 | 92.6 + 0.9 |
| 500-999           | 112,167                                    | 92,670    | 112   | + 93    | 89.6 | 90.3 - 0.7 |
| 1,000 and >       | 42,906                                     | 39,312    | 43    | + 39    | 86.0 | 82.9 + 3.1 |
|                   |                                            |           |       |         |      | + 4,000    |
|                   |                                            |           |       |         |      | + 110,000  |
|                   |                                            |           |       |         |      | + 178,000  |
|                   |                                            |           |       |         |      | + 110,000  |
|                   |                                            |           |       |         |      | + 96,000   |
|                   |                                            |           |       |         |      | + 110,000  |
|                   |                                            |           |       |         |      | + 19,000   |
|                   |                                            |           |       |         |      | + 2,000    |
|                   |                                            |           |       |         |      | + 36,000   |
|                   |                                            |           |       |         |      | - 22,000   |
|                   |                                            |           |       |         |      | - 8,000    |
|                   |                                            |           |       |         |      | + 42,000   |
|                   |                                            |           |       |         |      | + 91,000   |
|                   |                                            |           |       |         |      | + 21,000   |
|                   |                                            |           |       |         |      | - 3.5      |
|                   |                                            |           |       |         |      | - 8.9      |
|                   |                                            |           |       |         |      | - 4.6      |
|                   |                                            |           |       |         |      | - 2.1      |
|                   |                                            |           |       |         |      | - 1.0      |
|                   |                                            |           |       |         |      | - 0.5      |

See p. 5\*  
Farms reporting horses  
% of farms reporting horses

\* See pp. 454-55.—Ed.

(p. 271, t. 12) Number of farms

|           | The North   |           | The South   |           | The West  |         |
|-----------|-------------|-----------|-------------|-----------|-----------|---------|
|           | 1910        | 1900      | 1910        | 1900      | 1910      | 1900    |
| Σ         | 2,890,618 + | 2,874,073 | 3,097,547 + | 2,620,391 | 373,337 + | 242,908 |
| < 20      | 276,042 +   | 250,904   | 500,614 +   | 385,422   | 62,510 +  | 37,544  |
| 20-49     | 401,332 -   | 459,264   | 955,907 +   | 764,114   | 57,137 +  | 34,118  |
| 50-99     | 699,417 -   | 754,621   | 694,737 +   | 583,047   | 43,915 +  | 28,370  |
| 100-174   | 852,051 +   | 833,963   | 561,544 +   | 518,836   | 102,691 + | 69,463  |
| 175-499   | 582,778 +   | 516,910   | 322,612 +   | 303,986   | 72,785 +  | 47,124  |
| 500-999   | 64,313 +    | 45,795    | 41,183 -    | 42,015    | 19,799 +  | 14,716  |
| 1,000 & > | 14,685 +    | 12,616    | 20,950 -    | 22,971    | 14,500 +  | 11,573  |

6,034,783

(My calculation for the divisions)

Farms reporting domestic animals

|           | The North |           | The South |           | The West |         |
|-----------|-----------|-----------|-----------|-----------|----------|---------|
|           | 1910      | 1900      | 1910      | 1900      | 1910     | 1900    |
| Σ         | 2,769,135 | 2,766,215 | 2,923,891 | 2,503,219 | 341,757  | 228,983 |
| < 20      | 226,816   | 216,345   | 405,764   | 327,690   | 52,386   | 32,200  |
| 20-49     | 374,099   | 431,353   | 900,990   | 728,509   | 53,112   | 31,941  |
| -99       | 679,498   | 729,586   | 681,654   | 569,986   | 41,595   | 27,043  |
| -174      | 833,045   | 819,122   | 554,235   | 511,269   | 91,144   | 65,585  |
| -499      | 577,839   | 511,980   | 319,794   | 301,383   | 69,720   | 46,273  |
| -999      | 63,354    | 45,391    | 40,775    | 41,647    | 19,498   | 14,556  |
| 1,000 & > | 14,484    | 12,438    | 20,679    | 22,735    | 14,302   | 11,385  |

(My calculation for the divisions)

Value of all domestic animals

|           | The North |         | The South |       | The West |       |
|-----------|-----------|---------|-----------|-------|----------|-------|
|           | 1910      | 1900    | 1910      | 1900  | 1910     | 1900  |
| Σ         | 2,863.7   | 1,835.3 | 1,284.3   | 782.4 | 611.9    | 361.4 |
| < 20      | 49.5 +    | 35.6    | 58.5 +    | 33.3  | 41.9 +   | 31.0  |
| 20-49     | 138.6 +   | 100.3   | 194.5 +   | 91.2  | 27.9 +   | 11.3  |
| -99       | 441.1 +   | 293.0   | 239.6 +   | 115.1 | 33.3 +   | 14.2  |
| -174      | 881.9 +   | 548.5   | 293.5 +   | 155.3 | 94.6 +   | 55.8  |
| -499      | 1,059.5 + | 633.0   | 280.2 +   | 157.3 | 127.7 +  | 65.2  |
| -999      | 190.0 +   | 122.1   | 72.0 +    | 46.8  | 77.1 +   | 43.2  |
| 1,000 & > | 103.2 +   | 102.7   | 146.0 -   | 183.4 | 209.2 +  | 140.8 |

ΣΣ 4,760 mill.

|           |            | Farms reporting horses |            |           |          |          |      | % of farms reporting horses |  |           |        |
|-----------|------------|------------------------|------------|-----------|----------|----------|------|-----------------------------|--|-----------|--------|
|           |            | The North              |            | The South |          | The West |      |                             |  | The North |        |
|           |            | 1910                   | 1900       | 1910      | 1900     | 1910     | 1900 |                             |  | 1910      | 1900 ± |
| Σ         | 2,600,709- | 2,620,082              | 1,771,659+ | 1,693,878 | 320,446+ | 216,668  | 89.9 | 91.4-1.5                    |  |           |        |
| < 20      | 180,119+   | 176,851                | 183,375+   | 168,012   | 45,107+  | 28,406   | 65.2 | 70.5-5.3                    |  |           |        |
| 20-49     | 330,346-   | 387,672                | 431,805+   | 416,991   | 49,387+  | 29,578   | 82.3 | 84.4-2.1                    |  |           |        |
| 50-99     | 641,509-   | 696,599                | 435,226+   | 401,520   | 39,680+  | 25,631   | 91.7 | 92.3-0.6                    |  |           |        |
| 100-174   | 805,125+   | 797,766                | 411,207+   | 399,859   | 85,754+  | 62,465   | 94.6 | 95.6-1.1                    |  |           |        |
| 175-499   | 567,012+   | 504,209                | 256,142+   | 249,479   | 67,297+  | 45,072   | 97.3 | 97.5-0.2                    |  |           |        |
| 500-999   | 62,329+    | 44,810                 | 35,055-    | 36,941    | 19,172+  | 14,336   | 96.9 | 98.0-1.1                    |  |           |        |
| 1,000 & > | 14,269+    | 12,175                 | 18,849-    | 21,076    | 14,049+  | 11,180   | 97.0 | 96.5+0.5                    |  |           |        |

|           |            | Farms reporting dairy cows |            |           |          |          |      | % The North |  |           |        |
|-----------|------------|----------------------------|------------|-----------|----------|----------|------|-------------|--|-----------|--------|
|           |            | The North                  |            | The South |          | The West |      |             |  | The North |        |
|           |            | 1910                       | 1900       | 1910      | 1900     | 1910     | 1900 |             |  | 1910      | 1900 ± |
| Σ         | 2,546,115+ | 2,503,655                  | 2,334,605+ | 1,835,841 | 260,149+ | 174,399  | 88.8 | 87.1+1.7    |  |           |        |
| < 20      | 166,143+   | 151,359                    | 245,526+   | 164,950   | 31,662+  | 18,052   | 60.2 | 60.3-0.1    |  |           |        |
| 20-49     | 324,302-   | 361,715                    | 641,207+   | 443,786   | 41,368+  | 23,532   | 80.8 | 78.7+2.1    |  |           |        |
| 50-99     | 635,791-   | 672,516                    | 590,109+   | 455,892   | 34,446+  | 21,764   | 90.9 | 89.1+1.8    |  |           |        |
| 100-174   | 780,434+   | 774,299                    | 504,825+   | 440,942   | 65,992+  | 49,439   | 93.5 | 92.9+0.7    |  |           |        |
| 175-499   | 558,017+   | 490,228                    | 298,761+   | 274,032   | 57,213+  | 39,407   | 95.7 | 94.8+0.9    |  |           |        |
| 500-999   | 58,100+    | 42,579                     | 37,048-    | 37,437    | 17,019+  | 12,664   | 90.3 | 93.1-2.8    |  |           |        |
| 1,000 & > | 13,328+    | 10,959                     | 17,129-    | 18,802    | 12,449+  | 9,551    | 90.8 | 86.9+3.9    |  |           |        |

|           | Number of mature horses |           |           |
|-----------|-------------------------|-----------|-----------|
|           | The North               |           | The West  |
|           | 1910                    | 1900      | 1910      |
| Σ         | 11,316,712              | 9,826,344 | 2,039,760 |
| < 20      | 280,688                 | 4,073,946 | 136,011   |
| 20-49     | 719,887                 | 242,330   | 142,956   |
| 50-99     | 1,914,522               | 654,711   | 151,880   |
| 100-174   | 3,521,068               | 823,210   | 427,684   |
| 175-499   | 3,871,018               | 1,043,386 | 518,337   |
| 500-999   | 689,898                 | 871,197   | 263,827   |
| 1,000 & > | 289,631                 | 185,274   | 399,415   |
|           |                         | 253,838   |           |

For 1900 there are data only on all horses (for 1910 these data are not available)

|           | Number of dairy cows |            |           |         |
|-----------|----------------------|------------|-----------|---------|
|           | The North            |            | The West  |         |
|           | 1910                 | 1900       | 1910      | 1900    |
| Σ         | 13,596,483           | 11,986,550 | 1,340,581 | 866,528 |
| < 20      | 278,221              | 289,135    | 71,223    | 49,274  |
| 20-49     | 824,089              | 848,854    | 128,297   | 66,612  |
| 50-99     | 2,670,595            | 2,453,724  | 154,263   | 82,035  |
| 100-174   | 4,756,705            | 4,147,973  | 300,130   | 280,275 |
| 175-499   | 4,469,057            | 3,761,844  | 362,757   | 153,261 |
| 500-999   | 477,560              | 383,171    | 158,655   | 111,629 |
| 1,000 & > | 420,256              | 101,849    | 165,256   | 123,442 |

|           | Farms reporting mules |         |          |        |
|-----------|-----------------------|---------|----------|--------|
|           | The North             |         | The West |        |
|           | 1910                  | 1900    | 1910     | 1900   |
| Σ         | 359,024               | 306,573 | 31,599   | 19,269 |
| < 20      | 5,693                 | 6,743   | 1,442    | 1,333  |
| 20-49     | 26,405                | 28,900  | 2,277    | 1,236  |
| 50-99     | 66,539                | 63,078  | 2,628    | 1,290  |
| 100-174   | 119,581               | 101,259 | 8,019    | 4,071  |
| 175-499   | 121,574               | 92,258  | 9,472    | 5,084  |
| 500-999   | 14,906                | 10,795  | 3,796    | 2,799  |
| 1,000 & > | 4,326                 | 3,540   | 3,965    | 3,456  |

(p. 270, t. 11) Average value per farm (\$)

|        |           | All farm property |        | Land   |        | Buildings |       | Implements and machinery |       | Livestock |        |
|--------|-----------|-------------------|--------|--------|--------|-----------|-------|--------------------------|-------|-----------|--------|
|        |           | 1910              | 1900   | 1910   | 1900   | 1910      | 1900  | 1910                     | 1900  | 1910      | 1900   |
|        | Σ         | 9,507             | 5,030  | 6,618  | 3,260  | 1,564     | 930   | 296                      | 180   | 1,029     | 660    |
|        | < 20      | 2,849             | 1,875  | 1,334  | 919    | 1,213     | 728   | 98                       | 71    | 205       | 157    |
|        | 20-49     | 3,464             | 2,118  | 1,961  | 1,212  | 992       | 579   | 138                      | 92    | 374       | 235    |
| The    | 50-99     | 5,772             | 3,455  | 3,602  | 2,128  | 1,279     | 773   | 223                      | 146   | 667       | 408    |
| North  | 100-174   | 9,713             | 5,416  | 6,696  | 3,538  | 1,622     | 994   | 318                      | 203   | 1,077     | 682    |
|        | 175-499   | 17,928            | 9,342  | 13,369 | 6,451  | 2,209     | 1,349 | 484                      | 290   | 1,867     | 1,253  |
|        | 500-999   | 27,458            | 15,196 | 21,172 | 10,275 | 2,558     | 1,792 | 733                      | 434   | 2,996     | 2,694  |
|        | 1,000 & > | 52,989            | 28,805 | 40,631 | 17,481 | 4,068     | 2,528 | 1,198                    | 643   | 7,072     | 8,153  |
|        | Σ         | 2,897             | 1,629  | 1,913  | 978    | 461       | 274   | 95                       | 69    | 428       | 309    |
|        | < 20      | 838               | 483    | 450    | 240    | 237       | 132   | 27                       | 20    | 124       | 92     |
|        | 20-49     | 1,217             | 673    | 734    | 393    | 230       | 125   | 42                       | 29    | 212       | 126    |
| The    | 50-99     | 2,237             | 1,171  | 1,390  | 692    | 407       | 218   | 81                       | 52    | 350       | 208    |
| South  | 100-174   | 3,692             | 1,818  | 2,415  | 1,099  | 608       | 328   | 128                      | 78    | 541       | 313    |
|        | 175-499   | 6,742             | 3,414  | 4,608  | 2,138  | 1,023     | 608   | 219                      | 132   | 893       | 536    |
|        | 500-999   | 14,430            | 6,908  | 10,423 | 4,431  | 1,780     | 1,056 | 453                      | 285   | 1,775     | 1,136  |
|        | 1,000 & > | 47,348            | 26,807 | 36,390 | 15,660 | 2,897     | 1,930 | 1,065                    | 1,211 | 6,996     | 8,006  |
|        | Σ         | 12,155            | 7,059  | 9,162  | 4,639  | 1,009     | 690   | 310                      | 218   | 1,673     | 1,512  |
|        | < 20      | 5,025             | 2,953  | 3,342  | 1,523  | 867       | 507   | 108                      | 79    | 710       | 844    |
|        | 20-49     | 7,359             | 3,578  | 5,727  | 2,544  | 912       | 560   | 202                      | 123   | 518       | 351    |
| The    | 50-99     | 9,404             | 4,358  | 7,386  | 3,101  | 967       | 570   | 263                      | 162   | 789       | 524    |
| West   | 100-174   | 7,205             | 3,763  | 5,375  | 2,343  | 665       | 445   | 221                      | 153   | 944       | 823    |
|        | 175-499   | 14,111            | 7,667  | 10,844 | 5,184  | 1,082     | 790   | 398                      | 282   | 1,788     | 1,412  |
|        | 500-999   | 27,662            | 14,601 | 21,206 | 10,006 | 1,749     | 1,176 | 722                      | 456   | 3,986     | 2,963  |
|        | 1,000 & > | 74,186            | 44,972 | 55,110 | 29,443 | 3,206     | 2,402 | 1,384                    | 915   | 14,486    | 12,212 |
|        | Σ         | 6,444             | 3,563  | 4,476  | 2,276  | 994       | 620   | 199                      | 131   | 774       | 536    |
|        | < 20      | 1,812             | 1,139  | 956    | 564    | 605       | 375   | 56                       | 42    | 195       | 158    |
| The    | 20-49     | 2,103             | 1,280  | 1,284  | 750    | 474       | 303   | 76                       | 55    | 270       | 172    |
| United | 50-99     | 4,175             | 2,489  | 2,649  | 1,536  | 848       | 532   | 156                      | 106   | 522       | 325    |
| States | 100-174   | 7,313             | 4,022  | 5,021  | 2,590  | 1,182     | 724   | 241                      | 155   | 869       | 554    |
|        | 175-499   | 13,955            | 7,175  | 10,291 | 4,872  | 1,734     | 1,059 | 390                      | 234   | 1,540     | 1,012  |
|        | 500-999   | 23,208            | 11,714 | 17,644 | 7,842  | 2,174     | 1,402 | 639                      | 376   | 2,751     | 2,094  |
|        | 1,000 & > | 56,757            | 31,799 | 43,047 | 19,530 | 3,330     | 2,206 | 1,196                    | 987   | 9,185     | 9,077  |



## Average value per acre (\$)

| All farm property |        | Land   |        | Buildings |       | Implements and machinery |      | Livestock |       |
|-------------------|--------|--------|--------|-----------|-------|--------------------------|------|-----------|-------|
| 1910              | 1900   | 1910   | 1900   | 1910      | 1900  | 1910                     | 1900 | 1910      | 1900  |
| 66.46             | 37.77  | 46.26  | 24.48  | 10.93     | 6.98  | 2.07                     | 1.35 | 7.20      | 4.96  |
| 308.84            | 193.56 | 144.55 | 94.82  | 131.44    | 75.19 | 10.59                    | 7.35 | 22.26     | 16.19 |
| 100.67            | 60.41  | 56.98  | 34.57  | 28.83     | 16.52 | 4.01                     | 2.62 | 10.85     | 6.69  |
| 77.96             | 46.66  | 48.63  | 28.74  | 17.27     | 10.43 | 3.01                     | 1.97 | 9.01      | 5.51  |
| 71.26             | 39.75  | 49.13  | 25.96  | 11.90     | 7.29  | 2.33                     | 1.49 | 7.90      | 5.00  |
| 66.96             | 35.00  | 49.40  | 24.17  | 8.16      | 5.05  | 1.79                     | 1.08 | 6.90      | 4.69  |
| 41.24             | 22.90  | 31.79  | 15.49  | 3.84      | 2.70  | 1.10                     | 0.65 | 4.50      | 4.06  |
| 27.14             | 13.80  | 20.82  | 8.37   | 2.08      | 1.21  | 0.61                     | 0.31 | 3.62      | 3.90  |
| 25.31             | 11.79  | 16.72  | 7.08   | 4.03      | 1.98  | 0.83                     | 0.50 | 3.74      | 2.24  |
| 73.36             | 42.16  | 39.37  | 20.91  | 20.77     | 11.51 | 2.35                     | 1.72 | 10.88     | 8.02  |
| 39.18             | 21.12  | 23.58  | 12.33  | 7.39      | 3.91  | 1.35                     | 0.91 | 6.81      | 3.97  |
| 32.30             | 16.80  | 20.07  | 9.94   | 5.88      | 3.13  | 1.17                     | 0.74 | 5.18      | 2.99  |
| 28.08             | 13.78  | 18.37  | 8.32   | 4.63      | 2.49  | 0.97                     | 0.59 | 4.12      | 2.37  |
| 25.66             | 12.92  | 17.46  | 8.09   | 3.88      | 2.30  | 0.83                     | 0.50 | 3.38      | 2.03  |
| 21.96             | 10.68  | 15.86  | 6.85   | 2.71      | 1.63  | 0.69                     | 0.44 | 2.70      | 1.76  |
| 11.69             | 5.28   | 8.99   | 3.08   | 0.72      | 0.38  | 0.26                     | 0.24 | 1.73      | 1.58  |
| 40.99             | 18.28  | 30.86  | 12.01  | 3.40      | 1.79  | 1.04                     | 0.56 | 5.63      | 3.92  |
| 595.60            | 333.61 | 395.87 | 172.03 | 102.66    | 57.31 | 12.85                    | 8.89 | 84.12     | 95.38 |
| 230.42            | 111.59 | 179.32 | 79.35  | 28.55     | 17.46 | 6.33                     | 3.82 | 16.22     | 10.96 |
| 28.79             | 58.80  | 101.15 | 41.85  | 13.24     | 7.69  | 3.60                     | 2.18 | 10.81     | 7.07  |
| 47.67             | 24.71  | 35.56  | 15.39  | 4.40      | 2.92  | 1.46                     | 1.00 | 6.24      | 5.41  |
| 45.77             | 24.71  | 35.17  | 16.71  | 3.51      | 2.54  | 1.29                     | 0.91 | 5.80      | 4.55  |
| 39.79             | 20.89  | 30.50  | 14.81  | 2.52      | 1.68  | 1.04                     | 0.65 | 5.73      | 4.24  |
| 20.08             | 9.50   | 14.92  | 6.22   | 0.87      | 0.51  | 0.37                     | 0.19 | 3.92      | 2.58  |
| 46.64             | 24.37  | 32.40  | 15.57  | 7.20      | 4.24  | 1.44                     | 0.89 | 5.60      | 3.67  |
| 172.89            | 106.90 | 91.22  | 52.92  | 57.73     | 35.19 | 5.37                     | 3.96 | 18.57     | 14.83 |
| 65.55             | 38.74  | 40.00  | 22.72  | 14.77     | 9.16  | 2.36                     | 1.65 | 8.42      | 5.21  |
| 58.22             | 34.62  | 36.94  | 21.28  | 11.83     | 7.37  | 2.17                     | 1.47 | 7.28      | 4.51  |
| 53.97             | 29.69  | 37.05  | 19.11  | 8.72      | 5.35  | 1.78                     | 1.14 | 6.42      | 4.09  |
| 51.45             | 26.74  | 37.95  | 18.15  | 6.39      | 3.95  | 1.44                     | 0.87 | 5.68      | 3.76  |
| 34.76             | 17.70  | 26.43  | 11.85  | 3.26      | 2.12  | 0.96                     | 0.57 | 4.12      | 3.16  |
| 17.03             | 7.58   | 12.92  | 4.66   | 1.00      | 0.53  | 0.36                     | 0.24 | 2.76      | 2.16  |

Note:

“...In the Mountain and Pacific divisions farms of 100 to 174 acres show a lower average value of buildings per farm than those of 50 to 99 acres. This condition is probably due to the fact that the farms of 100 to 174 acres in these divisions consist in considerable part of homesteads recently taken up by settlers who have not had time, or perhaps have not accumulated means, to construct expensive buildings” (p. 271).

Home-  
steads  
in  
*the*  
West

“...The high averages (value of all farm property—for *small* farms) in these two divisions [Mountain and Pacific] are partly due to the presence of numerous small and highly cultivated fruit and vegetable farms, many of which are irrigated” (p. 272)

Small  
farms  
in  
*the*  
West...

On the question of *crop yields*:

|                      | Average yield per acre (bushels) |                  |                 |      |          |      | (p. 486, t. 14)                         |      | (p. 485)                           |
|----------------------|----------------------------------|------------------|-----------------|------|----------|------|-----------------------------------------|------|------------------------------------|
|                      | (p. 584, t. 15)                  |                  | (p. 593)        |      | (p. 603) |      | Milk produced (gallons) average per cow |      | Dairy cows (1909) average per farm |
|                      | <i>Corn</i> (1)                  | <i>Wheat</i> (2) | <i>Oats</i> (3) |      |          |      | 1909                                    | 1899 |                                    |
| United States . . .  | 25.9                             | 28.1             | 15.4            | 12.5 | 28.6     | 31.9 | 362                                     | 424  | 3.8                                |
| New England . . .    | 45.2                             | 39.4             | 23.5            | 18.0 | 32.9     | 35.9 | 476                                     | 548  | 5.8                                |
| Middle Atlantic . .  | 32.2                             | 34.0             | 18.6            | 14.9 | 25.5     | 30.9 | 490                                     | 514  | 6.1                                |
| East North Central   | 38.6                             | 38.3             | 17.2            | 12.9 | 33.3     | 37.4 | 410                                     | 487  | 4.0                                |
| West " "             | 27.7                             | 31.4             | 14.8            | 12.2 | 27.5     | 32.0 | 325                                     | 371  | 4.9                                |
| South Atlantic . . . | 15.8                             | 14.1             | 11.9            | 9.5  | 15.5     | 11.7 | 286                                     | 356  | 2.1                                |
| East South Central   | 18.6                             | 18.4             | 11.7            | 9.0  | 13.4     | 11.1 | 288                                     | 395  | 1.9                                |
| West " "             | 15.7                             | 21.9             | 11.0            | 11.9 | 21.4     | 25.8 | 232                                     | 290  | 3.1                                |
| Mountain . . . . .   | 15.8                             | 16.5             | 23.1            | 19.2 | 34.9     | 30.4 | 339                                     | 334  | 4.7                                |
| Pacific . . . . .    | 24.0                             | 25.2             | 17.7            | 15.6 | 35.3     | 31.4 | 475                                     | 470  | 5.1                                |

- (1) *corn*. 1909: 20.6% of all *improved* land.
- (2) 9.3% " " " " " "
- (3) 7.3% " " " " " "

In the *North*, we must *consider separately* ( $\alpha$ ) New England + Middle Atlantic and ( $\beta$ ) *East* and *West North Centrals*

$\alpha$ —31-41% (value of all crops) = hay and forage || *Mostly* sown grasses (from hay and forage) ||  $\alpha$ —crops are mostly higher

$\beta$ —14-16% || The *part* of wild, meadow, etc. grasses is *considerable* ||  $\beta$ —crops are mostly lower

$\alpha$ —17-21% (idem) vegetables ||  $\alpha$  labour and fertilisers (per acre) are high  
 $\beta$ —4-7% ||  $\beta$  labour and fertilisers (per acre) are low

$\alpha$ —Almost *no* homesteads || High population density. || Buy feed for livestock.  
 $\beta$ —Homesteads *exist* || Low population density. || Sell feed for livestock. ||

Summing up the *original* (not the final!) entries for homesteads over the 10 years (1900-10), (*Statistical Abstract*, p. 28), we obtain:

|                   |        |             |                                  |        |
|-------------------|--------|-------------|----------------------------------|--------|
| The West . . .    | . 55.3 | mill. acres | Pacific                          | — 13.4 |
|                   |        |             | Mountain                         | — 41.9 |
| <b>Homesteads</b> |        |             |                                  |        |
| The North . . .   | . 55.2 | ”           | (incl. <i>West North Central</i> | 54.3)  |
| The South . . .   | . 20.0 | ”           | (incl. <b>West South Central</b> | 17.3)  |
|                   |        |             |                                  |        |
|                   |        |             | $\Sigma$ =                       | 130.5  |

Thus, the *West* is a *solid* homestead area.

In the *North—one* division (*West North Central*) is a homestead area.

In the *South—also one* (*West South Central*) is a homestead area.

All farms = 1,182,099 . . . . 89,923,619 acre  
 plantations  
 or farms = 437,978 . . . . 28,296,815 ”

325  
 counties

( 11 southern states: Alabama, Arkansas, Florida, Georgia, Louisiana, Mississippi, North & South Carolina, Tennessee, Texas & Virginia. )

Chapter XII. *Plantations in the South*

Tenant plantations of ((1910))

| All tenant plantations                  | All classes | Tenants |          |          |         |              | 50 tenants and over | Average acreage per farm |           | Average improved acres per farm |           |
|-----------------------------------------|-------------|---------|----------|----------|---------|--------------|---------------------|--------------------------|-----------|---------------------------------|-----------|
|                                         |             | 5 to 9  | 10 to 19 | 20 to 49 | 50      | Centus Year: |                     | The South                | The North | The South                       | The North |
| Plantations . . . . .                   | 39,073      | 26,562  | 9,160    | 2,939    | 412     | 1910         | 114.4               | 143.0                    | 48.6      | 100.3                           |           |
| Landlord farms . . . . .                | 39,073      | 26,562  | 9,160    | 2,939    | 412     | 1910         | 138.2               | 133.2                    | 48.1      | 90.9                            |           |
| Tenant farms . . . . .                  | 398,905     | 168,089 | 118,862  | 82,404   | 29,550  | 1890         | 139.7               | 123.7                    | 58.8      | 87.8                            |           |
| Average acreage . . . . .               | 724.2       | 495.0   | 953.2    | 1,688.0  | 3,535.3 | 1880         | 153.4               | 114.9                    | 56.2      | 76.6                            |           |
| ” improved acreage . . . . .            | 405.3       | 273.8   | 528.2    | 974.9    | 2,084.1 | 1870         | 214.2               | 117.0                    | 69.2      | 69.2                            |           |
| Average acreage                         | 330.9       | 227.3   | 438.4    | 785.5    | 1,374.6 | 1860         | 335.4               | 126.4                    | 101.3     | 68.3                            |           |
| landlord farms { all land improved land | 86.6        | 65.2    | 106.8    | 187.9    | 293.4   | 1850         | 332.1               | 127.1                    | 101.1     | 65.4                            |           |
| tenant farms { all land improved land   | 31.2        | 42.3    | 39.7     | 32.2     | 30.1    |              |                     |                          |           |                                 |           |
| Average acreage                         | 54.3        | 54.1    | 54.0     | 53.5     | 61.1    |              |                     |                          |           |                                 |           |

Average of

all land . . . . . 28,296,815 13,147,956 8,731,179 4,961,152 1,456,528  
 landlord farms . . . . . 12,929,417 6,038,777 4,015,807 2,308,518 566,315  
 tenant farms . . . . . 15,367,398 7,109,179 4,715,372 2,652,634 890,213  
 % in tenant farms 54.3 54.1 54.0 53.5 61.1

“As a matter of fact ... a large proportion of the tenants in the South actually occupied a very different economic position from that usually occupied by tenants in other parts of the country. The plantation as a unit for general purposes of administration has not disappeared, and in many cases the tenants on plantations are subjected to quite as complete supervision by the owner, general lessee, or manager, as that to which the hired labourers are subjected on large farms in the North and West” (p. 877).

### Chapter XI. *Irrigation.*

Arid region: 1,440,822 farms. 1,161,385,600 acres, 388.6 million acres of land in farms, 173.4 million acres of improved land. 307.9 millions of dollars = cost of irrigation enterprises (\$15.<sub>92</sub> per acre).

158,713 farms irrigated (13.7 millions of acres irrigated).

|                 | Average yield per acre (1909) |                          |         |
|-----------------|-------------------------------|--------------------------|---------|
|                 | on irrigated<br>land          | on unirrigat-<br>ed land | ± %     |
| corn            |                               |                          |         |
| (bushels) . . . | 23.7                          | 25.9                     | — 8.5   |
| oats . . .      | 36.8                          | 28.5                     | + 29.1  |
| wheat . . .     | 25.6                          | 15.3                     | + 67.3% |
| barley . . .    | 29.1                          | 22.3                     | + 30.5% |
| alfalfa . . .   | 2.94 tons                     | 2.14                     | + 37.4% |

Taking into account the fact that Mr. Himmer (*Zavety*, 1913, No. 6) makes a downright lying assertion about the 1910 Census, to the effect that in the United States of America

“there are no areas where colonisation is no longer continuing, or where large-scale capitalist agriculture is not disintegrating and is not being replaced by family-labour farms” (p. 60)\*—let us dwell on the

2 divisions: New England

and Middle Atlantic. Colonisation = 0. (No homesteads).

\* See present edition, Vol. 22, pp. 37-38—*Ed.*

The capitalist character of agriculture:

|                                                   |                               | 1909 | 1899 | %    |
|---------------------------------------------------|-------------------------------|------|------|------|
| <i>Expenditure for labour</i> (per improved acre) | New England . . . . .         | 4.76 | 2.55 | +86% |
|                                                   | Middle Atlantic . . . . .     | 2.66 | 1.64 | +62% |
|                                                   | Pacific . . . . .             | 3.47 | 1.92 | +80% |
|                                                   | Mountain . . . . .            | 2.95 | 2.42 | +22% |
|                                                   | Average for the United States | 1.36 | 0.86 | +58% |

Thus, the capitalist character is **most pronounced** and is developing **most strongly!!!**

Himmer was "confused" over the fact that not only was the average farm acreage in these divisions declining in general (U.S.A. 146.<sub>2</sub>—138.<sub>1</sub>; New England 107.<sub>1</sub>—104.<sub>4</sub>; Middle Atlantic 92.<sub>4</sub>—92.<sub>2</sub>), but that there was also a decrease in the quantity of improved land (U.S.A. +72.<sub>2</sub>+75.<sub>2</sub>; New England 42.<sub>4</sub>—38.<sub>4</sub>; Middle Atlantic 63.<sub>4</sub>—62.<sub>6</sub>)!!!

Besides, in terms of improved acreage, New England farms are *the smallest!!*

The silly ass has failed to see the difference between small acreages and the capitalist character of agriculture.

|                                                 |                               | 1909 | 1899 |       |
|-------------------------------------------------|-------------------------------|------|------|-------|
| Expenditure for fertilisers (per improved acre) | New England                   | 1.30 | 0.53 | +148% |
|                                                 | Middle Atlantic               | 0.62 | 0.37 | +78%  |
|                                                 | South Atlantic                | 1.23 | 0.49 | +151% |
|                                                 | Average for the United States | 0.24 | 0.13 | +58%  |

Let us note that most fertiliser is used on land under *cotton* (the South!) (see 1900 Statistics). Cotton: 18.7% of the farms; 22.5% of the expenditure for fertilisers.

cf. p. 1 of extracts (1910) (p. 560)\*

|                          |                              |       |      |
|--------------------------|------------------------------|-------|------|
| % of farms hiring labour |                              |       |      |
| N.B.                     | New England . . . . .        | 66.0% | N.B. |
|                          | Middle Atlantic . . . . .    | 65.8% |      |
|                          | East North Central . . . . . | 52.7  |      |
|                          | West " " . . . . .           | 51.0  |      |
|                          | Mountain . . . . .           | 46.8% |      |
|                          | Pacific . . . . .            | 58.0% |      |

\* See p. 444.—*Ed.*

## Increase (or decrease) 1900-10

| <i>New<br/>England</i>      | Number<br>of<br>farms | %     | All land<br>in farms<br>(acres) |      | Improved land in<br>farms (acres) |       | Percentage<br>of in-<br>crease<br>(1899-1909)<br>in the<br>value of |                                          |  |
|-----------------------------|-----------------------|-------|---------------------------------|------|-----------------------------------|-------|---------------------------------------------------------------------|------------------------------------------|--|
|                             |                       |       | Amount                          | %    | Amount                            | %     | all<br>farm<br>prop-<br>erty                                        | imple-<br>ments<br>and<br>machin-<br>ery |  |
|                             |                       |       |                                 |      |                                   |       |                                                                     |                                          |  |
| Total                       | -3,086                | -1.6  | -834,068                        | -4.1 | -879,499                          | -10.8 | 35.6                                                                | 39.0                                     |  |
| < 20                        | 6,286                 | 22.4  | 41,273                          | 14.9 | 30,984                            | 15.5  | 60.9                                                                | 48.9                                     |  |
| 20-49                       | 17                    | 0.1   | -33,243                         | -2.9 | -28,500                           | -4.7  | 31.4                                                                | 30.3                                     |  |
| 50-99                       | -3,457                | -7.0  | -250,313                        | -7.2 | -142,270                          | -9.1  | 27.5                                                                | 31.2                                     |  |
| 100-174                     | -4,020                | -8.4  | -466,663                        | -7.7 | -309,499                          | -12.3 | 30.3                                                                | 38.5                                     |  |
| 175-499                     | -1,999                | -6.7  | -459,948                        | -6.1 | -421,081                          | -15.3 | 33.0                                                                | 44.6                                     |  |
| 500-999                     | 6                     | 0.3   | 36,311                          | 2.8  | -46,002                           | -12.8 | 53.7                                                                | 53.7                                     |  |
| 1,000 and >                 | 81                    | 16.3  | 298,515                         | 36.2 | 36,889                            | 36.8  | 102.7                                                               | 60.5                                     |  |
| <i>Middle<br/>Atlantic:</i> |                       |       |                                 |      |                                   |       |                                                                     |                                          |  |
| Total                       | -17,239               | -3.5  | -1,669,034                      | -3.7 | -1,465,317                        | -4.8  | 28.1                                                                | 44.1                                     |  |
| < 20                        | 5,754                 | 7.7   | 29,704                          | 4.1  | 15,550                            | 2.5   | 45.8                                                                | 42.9                                     |  |
| 20-49                       | -5,955                | -7.1  | -225,471                        | -8.0 | -210,859                          | -9.5  | 28.3                                                                | 37.0                                     |  |
| 50-99                       | -11,639               | -8.2  | -772,300                        | -7.6 | -623,012                          | -8.1  | 23.8                                                                | 39.9                                     |  |
| 100-174                     | -5,745                | -4.4  | -746,852                        | -4.5 | -605,047                          | -5.1  | 24.9                                                                | 43.8                                     |  |
| 175-499                     | 495                   | 1.0   | 169,095                         | 1.4  | -59,57                            | -0.8  | 29.4                                                                | 54.7                                     |  |
| 500-999                     | -59                   | -3.1  | -27,161                         | -2.3 | 17,990                            | 3.8   | 31.5                                                                | 50.8                                     |  |
| 1,000 and >                 | -90                   | -16.1 | -96,049                         | -8.0 | -372                              | -0.2  | 74.4                                                                | 65.2                                     |  |

These figures are a clear indication that the small *farms* are being displaced by the large.

In both divisions, *all* the medium groups (20-499) have been *losing* (%).

The gains were registered by (1) the smallest (< 20)  
(2) the large (500-999 and  
1,000 and >).

In percentage and absolute terms (quantity of *improved* land), the *large* farms gained **more** than the small!!

[The small farms (under 20 acres) here are very frequently out-and-out capitalist farms] because they have the maximum % of land under vegetables and a minimum under *cereals*.

The % increase in agricultural implements and machinery (= constant capital in its most important form, which is directly indicative of technical progress) is at a *maximum* in the *large* farms, at a minimum in the *medium* farms, with the large ones doing *better* than the smallest!!!

(p. 266, t. 9)

Percentage distribution of total value

| <i>United States</i>    | All farm property |       | Implements and machinery |       |
|-------------------------|-------------------|-------|--------------------------|-------|
|                         | 1910              | 1900  | 1910                     | 1900  |
| Total                   | 100.0             | 100.0 | 100.0                    | 100.0 |
| (α) < 20                | 3.7—              | 3.8   | 3.7—                     | 3.8   |
| (β) 20- 49              | 7.3—              | 7.9   | 8.5—                     | 9.1   |
| (γ) 50- 99              | 14.6—             | 16.7  | 17.7—                    | 19.3  |
| (δ) 100-174             | 27.1—             | 28.0  | 28.9—                    | 29.3  |
| (ε) 175-499             | 33.3+             | 30.5  | 30.2+                    | 27.1  |
| (ζ) 500-999             | 7.1+              | 5.9   | 6.3+                     | 15.1  |
| (η) 1,000 and >         | 6.9—              | 7.3   | 4.7—                     | 6.2   |
| <hr/>                   |                   |       |                          |       |
| <i>New England:</i>     |                   |       |                          |       |
| Total                   | 100.0             | 100.0 | 100.0                    | 100.0 |
|                         | 12.0+             | 10.1  | 7.8+                     | 7.3   |
|                         | 13.3—             | 13.7  | 11.5—                    | 12.2  |
|                         | 20.0—             | 21.2  | 20.8—                    | 22.0  |
|                         | 24.2—             | 25.1  | 27.9—                    | 28.0  |
|                         | 24.4—             | 24.8  | 27.3+                    | 26.2  |
|                         | 3.9+              | 3.4   | 3.3+                     | 2.9   |
|                         | 2.4+              | 1.6   | 1.5+                     | 1.3   |
| <hr/>                   |                   |       |                          |       |
| <i>Middle Atlantic:</i> |                   |       |                          |       |
| Total                   | 100.0             | 100.0 | 100.0                    | 100.0 |
|                         | 8.9+              | 7.8   | 6.5=                     | 6.5   |
|                         | 11.3=             | 11.3  | 10.6—                    | 11.1  |
|                         | 24.6—             | 25.5  | 27.2—                    | 28.0  |
|                         | 31.9—             | 32.7  | 34.5=                    | 34.5  |
|                         | 20.3+             | 20.1  | 19.4+                    | 18.1  |
|                         | 1.8=              | 1.8   | 1.3=                     | 1.3   |
|                         | 1.2+              | 0.8   | 0.6+                     | 0.5   |



| <i>United States</i>    | All farm property |       | Implements and machinery |       |
|-------------------------|-------------------|-------|--------------------------|-------|
|                         | 1910              | 1900  | 1910                     | 1900  |
| <i>The North:</i> Total | 100.0             | 100.0 | 100.0                    | 100.0 |
|                         | 2.9—              | 3.3   | 3.1—                     | 3.5   |
| small                   | 5.1—              | 6.7   | 6.5—                     | 8.2   |
|                         | 14.7—             | 18.0  | 18.2—                    | 21.3  |
| medium                  | 30.1—             | 31.2  | 31.7—                    | 32.7  |
|                         | 38.0+             | 33.4  | 32.9+                    | 29.0  |
| large                   | 6.4+              | 4.8   | 5.5+                     | 3.8   |
|                         | 2.8+              | 2.5   | 2.1+                     | 1.6   |
| <i>The South:</i> Total | 100.0             | 100.0 | 100.0                    | 100.0 |
|                         | 4.7+              | 4.4   | 4.6+                     | 4.2   |
| small                   | 13.0+             | 12.0  | 13.7+                    | 12.3  |
|                         | 17.3+             | 16.0  | 19.2+                    | 16.7  |
| medium                  | 23.1+             | 22.1  | 2.4+                     | 22.4  |
|                         | 24.2—             | 24.3  | 24.1+                    | 22.3  |
| large                   | 6.6—              | 6.8   | 6.4—                     | 6.7   |
|                         | 11.4—             | 14.4  | 7.6—                     | 15.5  |
| <i>The West:</i> Total  | 100.0             | 100.0 | 100.0                    | 100.0 |
|                         | 6.9+              | 6.5   | 5.9+                     | 5.6   |
| small                   | 9.3+              | 7.1   | 10.0+                    | 7.9   |
|                         | 9.1+              | 7.2   | 10.0+                    | 8.7   |
| medium                  | 16.3+             | 15.2  | 19.6—                    | 20.0  |
|                         | 22.6+             | 21.1  | 25.0—                    | 25.1  |
| large                   | 12.1—             | 12.5  | 12.3—                    | 12.7  |
|                         | 23.7—             | 30.4  | 17.3—                    | 20.0  |

### Conclusions:

- (1) Two old divisions (New England + Middle Atlantic). Maximum growth of the *big* farms. Erosion of the medium. Lesser growth of the smallest.
- (2) The North (capitalism). Growth of *large* farms at the expense of the *small*.
- (3) The South (transition from slavery to capitalism). Growth of *small* farms at the expense of the *large*. (*N.B.*: The role of the largest is *above* average.)
- (4) The West (new lands. Maximum of homesteads). Growth of *small* at the expense of the *large*. (*N.B.*: The role of the largest and the large is **above** average.)
- (5) Summary.  $\Sigma\Sigma$ : (The United States): *Displacement of all the small and all the medium ones*. Displacement of the *latifundia* (1,000 and >). Growth of *big capitalist farms* (175-500; 500-1,000).

*The United*

It is interesting to compare the data on the %

| Number of farms |      | A) Quantity of improved land |              | B)) (Value) all farm property |         | C)) (Value) land |        |      |
|-----------------|------|------------------------------|--------------|-------------------------------|---------|------------------|--------|------|
| 1910            | 1900 |                              | % of acreage |                               | 1910    | 1900             | 1910   | 1900 |
| + 13.2          | 11.7 | + smallest (< 20)            | 1.7          | 1.6                           | - 3.7   | 3.8              | - 2.8  | 2.9  |
| + 22.2          | 21.9 | - small and                  | 7.6          | 8.0                           | - 7.3   | 7.9              | - 6.4  | 7.2  |
| - 22.6          | 23.8 | - medium                     | 14.9         | 16.2                          | - 14.6  | 16.7             | - 13.4 | 16.1 |
| - 23.8          | 24.8 | -                            | 26.9         | 28.6                          | - 27.1  | 28.0             | - 26.7 | 28.2 |
| + 15.4          | 15.1 | + large and                  | 33.8         | 32.7                          | + 33.3  | 30.5             | + 35.4 | 32.2 |
| + 2.0           | 1.8  | + latifundia                 | 8.5          | 7.1                           | + 7.1   | 5.9              | + 7.8  | 6.2  |
| = 0.8           | 0.8  | + (latifundia)               | 6.5          | 5.9                           | - 6.9   | 7.3              | + 7.6  | 7.1  |
|                 |      |                              |              |                               | (- 3.7  | 3.8              |        |      |
|                 |      |                              |              |                               | (- 49.0 | 52.6             |        |      |
|                 |      |                              |              |                               | (+ 40.4 | 36.4             |        |      |
|                 |      |                              |              |                               | - 6.9   | 7.3              |        |      |

This is remarkable!

There is an increase in the *value* of land!! (both in the large farms and the latifundia).

Only in two divisions is there *no* decline of the *latifundia* (1,000 and >), namely, the oldest and capitalist divisions, New England and Middle Atlantic!! In these two divisions, the role of the latifundia has *increased in all respects* (including even livestock!!) (Middle Atlantic = 0.6—0.6 livestock, New England, 1.5—1.4 livestock).

The exception (N.B.) is the maximum destruction of latifundia in *West South Central* = 21.3—41.9, and in *the West* = 33.6—38.5, i.e., just where the latifundia are *outsized*!!

*Added*

All the added value to all farm property = + \$20,551 million.

|                  | \$ mill. |            |
|------------------|----------|------------|
| Of this smallest | + 753    | } 4,708 —  |
| small and        | + 1,365  |            |
| medium           | + 2,590  |            |
|                  | + 5,368  | 5,368 —    |
| large and        | + 7,422  | } 10,475 — |
| latifundia       | + 1,707  |            |
|                  | + 1,346  |            |
|                  |          | Σ = 20,551 |

In these 10 years, the *industrial workers* (1900: 4.7 million, 1910—6.6 million) (+ 40.4%) increased their wages by 1,419 million (+ 70.6%).

*States:*

## distribution of various elements in the farms

| (Value)<br>buildings |      | (Value)<br>implements<br>and<br>machinery |      | (Value)<br>livestock |      | (Value)<br>all farm<br>property |      | <i>All<br/>land</i> |      |
|----------------------|------|-------------------------------------------|------|----------------------|------|---------------------------------|------|---------------------|------|
| 1910                 | 1900 | 1910                                      | 1900 | 1910                 | 1900 | 1910                            | 1900 | 1910                | 1900 |
| + 8.0                | 7.1  | - 3.7                                     | 3.8  | - 3.3                | 3.5  | - 3.7                           | 3.8  | + 1.0               | 0.9  |
| -10.6                | 10.7 | - 8.5                                     | 9.1  | + 7.8                | 7.0  | - 7.3                           | 7.9  | + 5.2               | 5.0  |
| -19.3                | 20.4 | -17.7                                     | 19.3 | +15.2                | 14.5 | -14.6                           | 16.7 | -11.7               | 11.8 |
| -28.3                | 29.0 | -28.9                                     | 29.3 | +26.8                | 25.6 | -27.1                           | 28.0 | +23.4               | 23.0 |
| +26.8                | 25.9 | +30.2                                     | 27.1 | +30.6                | 28.5 | +33.3                           | 30.5 | +30.2               | 27.8 |
| + 4.3                | 4.0  | + 6.3                                     | 5.1  | = 7.0                | 7.0  | + 7.1                           | 5.9  | + 9.5               | 8.1  |
| - 2.6                | 2.9  | - 4.7                                     | 6.2  | - 9.3                | 13.9 | - 6.9                           | 7.3  | -19.0               | 23.6 |

| livestock | livestock |
|-----------|-----------|
| 26.3—25   | ± %       |
| +1.3      | -0.2      |
| 26.8—25.6 | +0.8      |
| +1.2      | +1.2*     |
| 46.9—49.4 | =         |
| -2.5      | -4.6      |

*value:*

| % of farms | mill. farms | idem (1900) |
|------------|-------------|-------------|
| 58.0       | 3.7         | (3.3)       |
| 23.8       | 1.5         | (1.4)       |
| 18.2       | 1.1         | (1.0)       |
| 100.0      | 6.3         | (5.7)       |

\* Lenin left out the next group of 175 to 499: +2.1.—*Ed.*

## Some economic elements (resp. classes) in the U.S.A.,

|                                           |                                                                 |                                                |               |                           |           |               |
|-------------------------------------------|-----------------------------------------------------------------|------------------------------------------------|---------------|---------------------------|-----------|---------------|
| Capitalists in industry:                  | }                                                               | Number of enterprises ('000)                   | 1900<br>207.5 | 1910 +<br>268.5 +         | +<br>61 + | + %<br>29.4 % |
| Urban population +34.8%                   |                                                                 | Number of wage workers ('000)                  | 4,713         | 6,615 +1,902              | +40.4%    |               |
| Agriculture:                              | }                                                               | Number of farms ('000)                         | 5,731         | 6,361 + 624               | + 10.9%   |               |
| Rural population +11.2%                   |                                                                 | Number of hired labourers (cf. p. 1 and over)* |               | 82.3% : 70.6% = x : 40.4% |           | x = 47.1%     |
| Production of all cereals (mill. bushels) |                                                                 |                                                | 4,439         | 4,513 + 74                | + 1.7%    |               |
| Industry:                                 | Value of products (number of enterprises ('000) and % of total) |                                                |               |                           |           |               |
|                                           |                                                                 | <i>production:</i>                             | 1900          | 1910                      | +         | + %           |
|                                           |                                                                 | (< \$20,000) small                             | 144           | 180                       | +36       | +25%          |
|                                           |                                                                 |                                                | 66.6%         | +67.2%                    |           |               |
|                                           |                                                                 | (\$20,000-\$100,000) medium                    | 48            | 57                        | + 9       | +18.7%        |
|                                           |                                                                 |                                                | 22.2%         | -21.3%                    |           |               |
|                                           |                                                                 | (\$100,000 and >) large                        | 24            | 31                        | + 7       | +29.1%        |
|                                           |                                                                 |                                                | 11.2%         | +11.5%                    |           |               |
|                                           |                                                                 | Total                                          | 216           | 268                       | +52       | +24.2%        |
|                                           |                                                                 |                                                | 100%          | 100%                      |           |               |
| Agriculture:                              | Number of farms ('000) and % of total                           |                                                |               |                           |           |               |
|                                           |                                                                 | (under 99 acres) small                         | 3,297         | 3,691                     | +394      | +11.5%        |
|                                           |                                                                 |                                                | 57.4%         | +58.0%                    |           |               |
|                                           |                                                                 | (100-174) medium                               | 1,422         | 1,516                     | +94       | + 6.6%        |
|                                           |                                                                 |                                                | 24.8%         | -23.8%                    |           |               |
|                                           |                                                                 | (175 and >) large                              | 1,018         | 1,154                     | +136      | +13.3%        |
|                                           |                                                                 |                                                | 17.7%         | +18.2%                    |           |               |
|                                           |                                                                 | Total                                          | 5,737         | 6,361                     | +624      | +10.9%        |
|                                           |                                                                 |                                                | 100%          | 100%                      |           |               |

\* See pp. 482-83.—Ed.

according to the 12th (1900) and 13th (1910) censuses

|                                    | 1900    | 1910+   | +       | %      |                              | 1900   | 1910    | +      | %    |
|------------------------------------|---------|---------|---------|--------|------------------------------|--------|---------|--------|------|
| Their capital (\$ mill.)           | 8,975   | 18,428+ | 9,453+  | 105.3% | Value of products (\$ mill.) | 11,406 | 20,672+ | 9,266+ | 81%* |
| Their wages (\$ mill.)             | 2,008   | 3,427+  | 1,419+  | 70.6%  |                              |        |         |        |      |
| Value of their property (\$ mill.) | 20,440  | 40,991+ | 20,551+ | 100.5% |                              |        |         |        |      |
| Their wages (\$ mill.)             | 357     | 652+    | 295+    | 82.3%  |                              |        |         |        |      |
| Their value (\$ mill.)             | 1,483   | 2,665+  | 1,182+  | 79.8%  |                              |        |         |        |      |
| Value of products (\$ mill.)       | 1900    | 1910+   | +       | %      |                              |        |         |        |      |
|                                    | 927     | 1,127+  | 200+    | 21.5%  |                              |        |         |        |      |
|                                    | 6.3%    | 5.5%    |         |        |                              |        |         |        |      |
|                                    | 2,129   | 2,544   | 415+    | 19.5%  |                              |        |         |        |      |
|                                    | 14.4%   | 12.3%   |         |        |                              |        |         |        |      |
|                                    | 11,737  | 17,000+ | 5,263+  | 44.8%  |                              |        |         |        |      |
|                                    | 79.3%   | 82.2%   |         |        |                              |        |         |        |      |
|                                    | 14,793  | 20,671+ | 5,878+  | 39.7%  |                              |        |         |        |      |
|                                    | 100%    | 100%    |         |        |                              |        |         |        |      |
| Value of their property (\$ mill.) | 5,790   | 10,499+ | 4,709+  | 81.3%  |                              |        |         |        |      |
|                                    | 28.4%   | 25.6%   |         |        |                              |        |         |        |      |
|                                    | 5,721   | 11,089+ | 5,368+  | 93.8%  |                              |        |         |        |      |
|                                    | 28.0%   | 27.1%   |         |        |                              |        |         |        |      |
|                                    | 8,929   | 19,403+ | 10,474+ | 117.3% |                              |        |         |        |      |
|                                    | 43.7%** | 47.3%   |         |        |                              |        |         |        |      |
|                                    | 20,440  | 40,991+ | 20,551+ | 100.5% |                              |        |         |        |      |
|                                    | 100%    | 100%    |         |        |                              |        |         |        |      |

\* In the Fourth Russian edition of Lenin's *Collected Works* this figure has been corrected to 81.2% (see present edition, Vol. 22, p. 94).—*Ed.*

\*\* In the Fourth Russian edition of Lenin's *Collected Works* this figure has been corrected to 43.6% (Ibid., Vol. 22, p. 98).—*Ed.*

Three types:  
 1) The North  
 2) The South  
 3) The West

For a characteristic of the population

*(Abstract of the  
 Census, p. 92)*

Per cent distribution by class of

|                    |       | total population | White native | White foreign-born | Negro |
|--------------------|-------|------------------|--------------|--------------------|-------|
| United States      | rural | 53.7             | 55.8         | 27.8               | 72.6  |
|                    | urban | 46.3             | 44.2         | 72.2               | 27.4  |
| New England        | rural | 16.7             | 20.4         | 7.6                | 8.2   |
|                    | urban | 83.3             | 79.6         | 92.4               | 91.8  |
| Middle Atlantic    | rural | 29.0             | 33.7         | 16.1               | 18.8  |
|                    | urban | 71.0             | 66.3         | 83.9               | 81.2  |
| East North Central | rural | 47.3             | 51.6         | 28.6               | 23.4  |
|                    | urban | 52.7             | 48.4         | 71.4               | 76.6  |
| West North Central | rural | 66.7             | 68.4         | 60.8               | 32.3  |
|                    | urban | 33.3             | 31.6         | 39.2               | 67.7  |
| South Atlantic     | rural | 74.6             | 74.4         | 34.0               | 77.9  |
|                    | urban | 25.4             | 25.6         | 66.0               | 22.1  |
| East South Central | rural | 81.3             | 82.2         | 33.3               | 80.8  |
|                    | urban | 18.7             | 17.8         | 66.7               | 19.2  |
| West South Central | rural | 77.7             | 78.4         | 60.8               | 78.0  |
|                    | urban | 22.3             | 21.6         | 39.2               | 22.0  |
| Mountain           | rural | 64.0             | 64.0         | 60.3               | 28.0  |
|                    | urban | 36.0             | 36.0         | 39.7               | 72.0  |
| Pacific            | rural | 43.2             | 44.2         | 38.7               | 16.6  |
|                    | urban | 56.8             | 55.8         | 61.3               | 83.4  |

\*) Total of two vertical figures = 100.

*within* the U.S.A.  
(1910)

*N.B.*                      *N.B.*  
The Negroes are in flight *from the South (mostly to the cities)*. The North is giving up its population to the *West*. The foreign-born avoid the *South*.

| community:*)        |       | [ibidem p. 175]               |                         |              | Gain or loss (1910) from interstate migration |               |
|---------------------|-------|-------------------------------|-------------------------|--------------|-----------------------------------------------|---------------|
| % of all population |       | % of population (1910)        |                         |              | White persons                                 | Negro persons |
| Foreign-born        | Negro | Born in division of residence | born in other divisions | foreign-born |                                               |               |
| 14.5                | 10.7  | 72.6                          | 12.3                    | 14.7         | —                                             | —             |
| 27.7                | 1.0   | 66.2                          | 5.5                     | 27.9         | — 226,219                                     | + 20,310      |
| 25.0                | 2.2   | 69.7                          | 4.9                     | 25.1         | — 1,120,678                                   | + 186,384     |
| 16.8                | 1.6   | 73.4                          | 9.3                     | 16.8         | — 1,496,074                                   | + 119,649     |
| 13.9                | 2.1   | 65.4                          | 20.2                    | 13.9         | + 472,566                                     | + 40,497      |
| 2.4                 | 33.7  | 92.6                          | 4.7                     | 2.5          | — 507,454                                     | — 392,827     |
| 1.0                 | 31.5  | 91.5                          | 7.3                     | 1.0          | — 974,165                                     | — 200,876     |
| 4.0                 | 22.6  | 72.3                          | 23.3                    | 4.0          | + 1,434,780                                   | + 194,658     |
| 16.6                | 0.8   | 41.8                          | 40.2                    | 17.2         | + 856,683                                     | + 13,229      |
| 20.5                | 0.7   | 35.8                          | 40.3                    | 22.8         | + 1,560,561                                   | + 18,976      |

Volume IV. Occupation Statistics  
Table 15, p. 54

|                                              | Number of persons 10 years of age and over<br>engaged in |            |           | Overstatement in the<br>number of women (X) |
|----------------------------------------------|----------------------------------------------------------|------------|-----------|---------------------------------------------|
|                                              | 1910                                                     | 1900       | 1880      |                                             |
| Both sexes                                   |                                                          |            |           |                                             |
| Agricultural pursuits . . . . .              | 12,567,925                                               | 10,381,765 | 9,148,448 | 7,713,875                                   |
| Agricultural labourers . . . . .             | 6,088,414                                                | 4,410,877  | 3,586,583 | 3,323,876                                   |
| Dairymen and dairywomen . . . . .            | 35,014                                                   | 10,875     | 17,895    | 8,948                                       |
| Farmers, planters and overseers . . . . .    | 5,981,522                                                | 5,674,875  | 5,281,557 | 4,229,051                                   |
| Gardeners, florists, nurserymen, etc.        | 143,462                                                  | 61,788     | 72,601    | 56,032                                      |
| Lumbermen and raftsmen. . . . .              | 127,154                                                  | 72,020     | 65,866    | 30,651                                      |
| Stock raisers, herders and drovers . . . . . | 122,189                                                  | 84,988     | 70,729    | 44,075                                      |
| Woodchoppers . . . . .                       | 27,567                                                   | 36,075     | 33,697    | 12,731                                      |
| Turpentine farmers and labourers . . . . .   | 28,967                                                   | 24,735     | 19,520    | 7,450                                       |
| Other agricultural pursuits . . . . .        | 13,636                                                   | 5,532      |           | 1,061                                       |
| Apiarists . . . . .                          | 2,145                                                    | 1,339      | 1,773     | 1,016                                       |
|                                              |                                                          |            |           | 116%                                        |
|                                              |                                                          |            |           | +16%                                        |
|                                              |                                                          |            |           | $\frac{-468,100}{12,099,825}$               |
|                                              |                                                          |            |           | $\frac{10,381,765}{10,381,765}$             |



|                                                                        |                          |           |                                                                                              |
|------------------------------------------------------------------------|--------------------------|-----------|----------------------------------------------------------------------------------------------|
| Agricultural labourers . . . . .                                       | 6,088,414                | 4,410,877 | <span style="border: 1px solid black; padding: 2px;">6,088 ÷ 4,410 = 137%</span>             |
| Male . . . . .                                                         | 4,566,281                | 3,747,668 | → 4,566,281 ÷ 3,747,668 = 121.8%                                                             |
| (×) Female . . . . .                                                   | 1,522,133                | 663,209   | 100—21.8 = 78.2                                                                              |
| (p. 27) + (1910—1900) = 129.5% (1900—1890: + 23.3%, <b>page 26</b> ).  |                          |           |                                                                                              |
| (α) Female farm labourers working<br>on the <i>home farm</i> . . . . . | 1,176,585<br>[+ 166.8%]  | 441,055   |                                                                                              |
| (β) Female farm labourers working<br><i>out</i> . . . . .              | 337,522<br>[+ 53.4%]     | 220,048   |                                                                                              |
| <i>idem male</i> (α) (home farm)<br>(p. 91) (β) (working out)          | —2,133,949<br>—2,229,444 | ?<br>?    |                                                                                              |
|                                                                        | (Σ = 4,433,393)          |           |                                                                                              |
| Total number of <i>hired</i> labourers in agriculture:                 |                          |           |                                                                                              |
| Female (working out) . . . . .                                         | 1910                     | 1900      |                                                                                              |
|                                                                        | 337,522                  | 220,048   |                                                                                              |
| Male ( " " ) . . . . .                                                 | 2,299,444                | 1,798,165 |                                                                                              |
|                                                                        | Σ = 2,566,966*           | 2,018,213 |                                                                                              |
|                                                                        |                          |           | <span style="border: 1px solid black; padding: 2px;">(roughly = 78.2% of 1910 figure)</span> |
|                                                                        |                          |           | see <b>p. 2 over**</b>                                                                       |

\* The total is with Lenin's correction, see p. 485.—*Ed.*  
 \*\* See p. 485.—*Ed.*

## Industrial statistics show

|              | <i>wage<br/>workers</i> | <i>wages</i>  |
|--------------|-------------------------|---------------|
| 1899 . . . . | 4.7 mill.               | \$2,008 mill. |
| 1909 . . . . | 6.6 ”                   | \$3,427 ”     |
|              | +40.6%                  | +70.6%        |

Consequently, the increase in the **number** of *hired labourers* in *agriculture* could **be estimated**:

|           | Increase in<br>number of farms |                | Increase in<br>rural population |
|-----------|--------------------------------|----------------|---------------------------------|
| The North | 40%                            | + 0.6%         | + 3.9%                          |
| The South | 50%                            | + 18.2%        | — 14.8%                         |
| The West  | 66%                            | + 53.7%        | + 49.7%                         |
|           | <u>48%</u>                     | <u>+ 10.9%</u> | <u>+ 11.2%</u>                  |

(×) Concerning the number of women gainfully employed\* in agriculture (1910), the author (p. 27) believes their number to be *overstated* and *estimates* these figures as the more *probable*: (p. 28)  
total number of women engaged in agriculture: 1,338,950 instead of 1,807,050 (i.e.—468,100),  
and total number of women engaged in *all* branches of the economy, 7,607,672, instead of 8,075,772 (—468,100).

My addition: referring this entire overstatement only to those working on the home farms, we have:  
1,176,585—468,100 = 708,485 ÷ 441,055 = **166% + 66%**

\* See p. 483.—*Ed.*

Thus, according to the Occupation Statistics (see p. 1 over)\*

|                                           | 1910                | 1900 +          |           |           |
|-------------------------------------------|---------------------|-----------------|-----------|-----------|
| Total persons occupied in agriculture . . | 12,099,825          | 10,381,765 +16% |           |           |
|                                           | **see No. 1 (below) |                 |           |           |
| Farmers . . .                             | 5,981,522           | 5,674,875 + 5%  | 5,981,522 | 5,674,875 |
|                                           |                     |                 |           | 105.4     |
| Hired labourers                           | 2,566,966           | 2,018,213 +27%  | 2,566,966 | 2,018,213 |
|                                           |                     |                 |           | 127       |
| (see p. 1 over)                           | *see No. 2 (below)  |                 |           |           |

I must say, on the whole, that American Occupation Statistics are not worth a damn, for they say absolutely nothing about the “status of person in industry” (and make no distinction between the owner, the home-farm worker and the hired labourer).

That is why their scientific value is almost **nil**. ||| N.B. ||

N.B.

Then they say nothing at all about collateral employment.

My totals are from p. 235 of the *Statistical Abstract*.

No. 1: + 16%, whereas the *rural population* = + 11%. Why? Clearly, because of the increased number of *women* employed.

No. 2:  $\Sigma$  expenditure for *labour* + 48%. Why? Clearly, because *poor farmers* are also hired (collateral employment).

\* See pp. 482-83.—*Ed.*

\*\* See p. 482.—*Ed.*

Occupation Statistics

Per cent distribution:  
Total persons employed (10 years of age and > )

|                                   | Total persons occu-<br>pied | Agriculture, forest-<br>ry and animal hus-<br>bandry | Extraction of min-<br>erals | Manufacturing and<br>mechanical industry | Transportation | Trade | Public service | Professional service | Domestic and per-<br>sonal service | Clerical occupation |
|-----------------------------------|-----------------------------|------------------------------------------------------|-----------------------------|------------------------------------------|----------------|-------|----------------|----------------------|------------------------------------|---------------------|
| United States . . . . .           | 38,167,336                  | 33.2                                                 | 2.5                         | 27.9                                     | 6.9            | 9.5   | 1.2            | 4.4                  | 9.9                                | 4.6                 |
| New England . . . . .             | 2,914,680                   | 10.4                                                 | 0.3                         | 49.1                                     | 6.5            | 10.6  | 1.7            | 4.8                  | 10.7                               | 5.9                 |
| Middle Atlantic . . . . .         | 8,208,885                   | 10.0                                                 | 4.2                         | 40.6                                     | 8.0            | 12.0  | 1.4            | 4.9                  | 11.8                               | 7.1                 |
| East North Cen-<br>tral . . . . . | 7,257,953                   | 25.6                                                 | 2.6                         | 33.2                                     | 7.6            | 10.6  | 1.1            | 4.8                  | 9.2                                | 5.3                 |
| West North Cen-<br>tral . . . . . | 4,449,043                   | 41.2                                                 | 1.8                         | 20.0                                     | 7.8            | 10.4  | 1.1            | 5.2                  | 8.5                                | 3.9                 |
| South Atlantic . . . . .          | 5,187,729                   | 51.4                                                 | 1.8                         | 18.6                                     | 5.0            | 5.1   | 1.0            | 3.0                  | 10.5                               | 2.6                 |
| East South Cen-<br>tral . . . . . | 3,599,695                   | 63.2                                                 | 1.9                         | 12.4                                     | 4.0            | 5.3   | 0.6            | 2.6                  | 8.4                                | 1.7                 |
| West South Cen-<br>tral . . . . . | 3,507,081                   | 60.1                                                 | 0.7                         | 12.6                                     | 5.2            | 7.0   | 0.8            | 3.3                  | 8.1                                | 2.1                 |
| Mountain . . . . .                | 1,107,937                   | 32.4                                                 | 9.4                         | 19.5                                     | 10.3           | 8.7   | 1.7            | 5.2                  | 9.1                                | 3.6                 |
| Pacific . . . . .                 | 1,934,333                   | 22.6                                                 | 2.4                         | 27.2                                     | 10.3           | 12.6  | 2.0            | 6.0                  | 11.3                               | 5.5                 |

Written between  
May 5 (18), 1914 and  
December 29, 1915  
(January 11, 1916)

First published in 1932  
in *Lenin Miscellany XIX*

Printed from the original

NOTES  
AND  
INDEXES



## NOTES

<sup>1</sup> This work was written in parts: the first nine chapters, from June to September 1901 and the last three, in the autumn of 1907. In the Fourth Russian edition of Lenin's *Collected Works*, it appeared in Vol. 5 (chapters I-IX) and in Vol. 13 (chapters X-XII); in the Fifth edition of the *Collected Works*, the whole of it is in Vol. 5. The present volume contains the preparatory material: plans for and the contents of the work, critical remarks on the writings of bourgeois economists and revisionists, and elaboration and analysis of agricultural statistics.

The four variants of the plan in this volume reflect Lenin's elaboration of the structure and content of "The Agrarian Question and the 'Critics of Marx'". Lenin's primary aim is to expose the general theoretical views of the "critics", the "law of diminishing returns" as scientifically unsound and the theory of rent connected with it, together with the Malthusian conclusions from both. He then outlines a detailed critical analysis of bourgeois and revisionist writings on the key problems of agrarian theory and agrarian relations (concentration of production in agriculture, machinery in agriculture, etc.), and exposure of the "critics'" tenuous and scientifically dishonest methods of inquiry and use of factual material. Lenin makes a special analysis of the statistical data and results of monographic descriptions of agrarian relations in France, Germany and other countries for an examination of the actual processes in agriculture, the capitalist system in contemporary agriculture and a critique of bourgeois and revisionist writings.

The variants of the plan show the successive extension of the range of questions and their content, and Lenin's changes in the order of the various points. Lenin repeatedly returned to the fourth variant, the most elaborate and complete. There, the Roman numerals of the eleven sections of the plan are in pencil, as are also the additional notes to point 12: "the journal *Nachalo* (*The Beginning*) I, pp. 7 and 13" and to point 21: "Latifundia. (Cf. Hertz 15; Bulgakov II, 126, 190, 363)". In point 12, beginning with "No. 4, 141" and to the end of the paragraph and in the note to this point (12) on the right, "Engels on Belgium, No. 10, 234", and also in the note to point 18, beginning with the words: "Bulgakov II, 289" and to the end of the paragraph, the words are lightly crossed in pencil.

p. 29

<sup>2</sup> For extracts and critical remarks on the books *Bäuerliche Zustände in Deutschland*. Berichte, veröffentlicht vom Verein für Sozialpolitik. Bd. 1-3. Leipzig, 1883 (*The Condition of the Peasants in*

- Germany*. Published by the Social Policy Association. Vols. 1, 2, 3) see *Lenin Miscellany XIX*, pp. 166-80. Lenin used this material in his work, "The Agrarian Question and the 'Critics of Marx'" (see present edition, Vol. 5, pp. 180-81, and Vol. 13, pp. 182-94).  
p. 29
- <sup>3</sup> Lenin's remarks on Baudrillart's book, *Les populations agricoles de la France. La Normandie (passé et présent)* (*The Agricultural Population of France. Normandy (Past and Present)*), Paris, 1880. See *Lenin Miscellany XXXII*, pp. 82-105. For Lenin's remarks on Baudrillart's book, *Les populations agricoles de la France*. 3<sup>e</sup> série. *Les populations du Midi*, Paris, 1893 (*The Agricultural Population of France, Part III. The Population of the South*) see this volume pp. 258-59.  
p. 29
- <sup>4</sup> A reference to the distorted translation and wrong interpretation of quotations from Frederick Engels's *The Peasant Question in France and Germany* in the Socialist-Revolutionary newspaper *Revolutsionnaya Rossiya* (*Revolutionary Russia*). See *Lenin Miscellany XIX*, pp. 287-93.  
p. 29
- <sup>5</sup> Lenin's remarks on the book by Hugo Böttger, *Die Sozialdemokratie auf dem Lande*, Leipzig, 1900 (*Social-Democrats in the Countryside*). See *Lenin Miscellany XIX*, pp. 304-06.  
p. 29
- <sup>6</sup> *Iskra* No. 3, April 1901, carried Lenin's article "The Workers' Party and the Peasantry", which was an outline of the agrarian programme of the R.S.D.L.P. (see present edition, Vol. 4, pp. 420-28).  
p. 29
- <sup>7</sup> For Lenin's critique of P. Maslov's anti-Marxist view of the theory of rent, see present edition, Vol. 5, footnote on page 27. p. 30
- <sup>8</sup> A reference to the book by P. Mack, *Der Aufschwung unseres Landwirtschaftsbetriebes durch Verbilligung der Produktionskosten. Eine Untersuchung über den Dienst, den Maschinenteknik und Elektrizität der Landwirtschaft bieten*, Königsberg, 1900 (*Boosting Our Agricultural Production by Reducing the Costs of Production. An Inquiry into the Services Rendered to Agriculture by Machinery and Electricity*).  
p. 30
- <sup>9</sup> A reference to Kautsky's article, "Die Elektrizität in der Landwirtschaft". *Die Neue Zeit*, Stuttgart, 1900-1901, XIX. Jahrgang. Band I, No. 18, S. 565-72 ("Electricity in Agriculture", *New Times*, Stuttgart, 1900-1901, XIXth year of publication, Vol. 1, No. 18, pp. 565-72).  
p. 30
- <sup>10</sup> In 1900, *Russkoye Bogatstvo* (*Russian Wealth*), a journal of the liberal Narodniks, carried a series of articles by V. Chernov under the general title "Types of Capitalist and Agrarian Evolution". Lenin gave a critique of Chernov's views in "The Agrarian Ques-



tion and the 'Critics of Marx'". Here and below Lenin notes the issues and pages of the journal with Chernov's statements. p. 30

- <sup>11</sup> Ireland was regarded as the example of a country of large landed estates and small ("starvation") leaseholdings, where tremendous wealth existed side by side with dire poverty and recurring famines a land from which masses of ruined farmers were in sight. Bulgakov tried to cover up the poverty and the dying-out of the Irish farmers with Malthusian arguments about a "surplus" population and "shortage" of land, whereas the real reason lay in the monopoly of the landed estates and the fierce exploitation of the small farmers. p. 30
- <sup>12</sup> In their preface to the 1882 Russian edition of the *Manifesto of the Communist Party*, Marx and Engels say this about landed property in the United States: "Step by step the small and middle landownership of the farmers, the basis of the whole political constitution, is succumbing to the competition of giant farms" (Marx and Engels, *Selected Works*, Vol. 1, Moscow, 1962, p. 23). p. 31
- <sup>13</sup> See *Lenin Miscellany XIX*, p. 159. p. 31
- <sup>14</sup> Lenin's remarks on Georges Blondel's book, *Études sur les populations rurales de l'Allemagne et la crise agraire (Studies of the Rural Population in Germany and the Agrarian Crisis)*, Paris, 1897. See *Lenin Miscellany XXXI*, pp. 84-86. p. 31
- <sup>15</sup> See *Lenin Miscellany XIX*, pp. 166-80. p. 31
- <sup>16</sup> *2a3b*—a pseudonym of P. N. Lepeshinsky. p. 32
- <sup>17</sup> Lenin gave a critique of Bulgakov's, "A Contribution to the Question of the Capitalist Evolution of Agriculture" which appeared in the journal of the Legal Marxists, *Nachalo*, Nos. 1-2 for 1899, in his works "Capitalism in Agriculture" (present edition, Vol. 4, pp. 105-59) and "The Agrarian Question and the 'Critics of Marx'" (ibid., Vol. 5, pp. 103-222, and Vol. 13, pp. 169-216). p. 33
- <sup>18</sup> *Rentengüter*—estates set up in Prussia and Poznan under laws passed by the Prussian Landtag on April 26, 1886, June 27, 1890 and July 7, 1891, for the purpose of settling German peasants in the eastern provinces of Germany. The establishment of these estates was designed to strengthen German and weaken Polish influence in these provinces and to assure the big landowners of cheap labour. This involved the break-up of large landed estates (sometimes bought from Polish landowners) into small and medium tracts title to which was transferred to German peasants upon the payment of the capital amount or the annual rent. When a settler bought the land by paying the annual rent, he was restricted in his disposal of it: he was not free, without government permission, to divide the estate, sell it in parcels, etc. p. 35

- <sup>19</sup> This is an outline of the contents of the second part of Lenin's "The Agrarian Question and the "Critics of Marx"" which was first published in *Obrazovaniye (Education)* No. 2 in February 1906. The pagination of the manuscript by chapters warrants the assumption that it dates to the period when Lenin was preparing the manuscript for publication in the journal. p. 39
- <sup>20</sup> The two remarks at the bottom of the manuscript enclosed in rectangles are a reckoning of the time it took to read this part of the manuscript. The first remark relates to Chapter V and the first part of Chapter VI, and is the result of Lenin's trial in rapid silent reading on the basis of which he drew the conclusion (in the second remark) that it would take "about 2 hours" to read the whole manuscript. p. 39
- <sup>21</sup> This material is preparatory for Lenin's lectures on "Marxist Views of the Agrarian Question in Europe and Russia" which he gave at the Higher Russian School of Social Sciences in Paris on February 10-13 (23-26), 1903. The school was founded in 1901 by a group of liberal professors who had been expelled by the tsarist government from higher schools in Russia (M. M. Kovalevsky, Y. S. Gambarov and E. V. de Roberti); assistance was given to the school by I. I. Mechnikov, Elise Reclus, G. Tard and others. It operated legally. The student body consisted mainly of young revolutionary Russian émigrés in Paris and Russian students. Lenin was invited to lecture on the agrarian question at the insistence of *Iskra's* Paris group with the support of the Social-Democratic section of the students. Lenin gave four lectures on February 10, 11, 12 and 13 (23, 24, 25 and 26), 1903 and these were a great success.
- In preparing for his lectures, Lenin studied many sources on the agrarian question and made numerous extracts from the works of Marx and Engels, the resolutions of the International, and from books and articles by Russian and foreign authors (P. P. Maslov, V. P. Vorontsov, David, Nossig, Böttger, Stumpfe, etc.); he also compiled tables on the basis of Bavarian, Prussian, Württemberg, Dutch and other agricultural inquiries, and made a special translation of Engels's article, "The Peasant Question in France and Germany" (see *Lenin Miscellany XIX*, pp. 295-300). Lenin drew up a programme for his lectures and mailed it to the school beforehand, and wrote two variants of the plan. p. 40
- <sup>22</sup> See Karl Marx, *Capital*, Vol. III, Moscow, 1966, p. 812, and also Lenin, *Collected Works*, Vol. 3, pp. 155-56. p. 40
- <sup>23</sup> See Engels, "The Peasant Question in France and Germany" (Marx and Engels, *Selected Works*, Vol. II, Moscow, 1962, pp. 426-27). p. 40
- <sup>24</sup> The first four chapters of Lenin's "The Agrarian Question and the 'Critics of Marx'" were published in *Zarya (Dawn)*, a Marxist

scientific and political journal (published legally at Stuttgart in 1901 and 1902 by the *Iskra* Editorial Board). They appeared in No. 2-3 in December 1901, under the title "The 'Critics' on the Agrarian Question. First Essay". p. 40

- <sup>25</sup> See present edition, Vol. 5, pp. 215-22 and the extract "On the Question of the Co-operatives" from the German agricultural statistics in *Lenin Miscellany XIX*, p. 302. p. 41
- <sup>26</sup> For Lenin's remarks with an analysis of the data from the Bavarian and Württemberg inquiries see *Lenin Miscellany XXXII*, pp. 50-80, and 155-60. p. 41
- <sup>27</sup> A reference to the following articles by Marx and Engels: "Die Gesetzenwurf über die Aufhebung der Feudallasten" ("The Bill on the Abolition of Feudal Services") and "Die Polendebatte in Frankfurt" ("Debates on the Polish Question in Frankfurt") (see Marx/Engels, *Werke*, Bd. 5, Berlin, 1959, S. 278-83, 331-35 and 341-46). For extracts from these articles see *Lenin Miscellany XIX*, p. 303. p. 41
- <sup>28</sup> A reference to an article by Marx and Engels entitled "Zirkular gegen Kriege" ("Anti-Kriege Circular"), section two "Oekonomie des *Volks-Tribunen* und seine Stellung zum Jungen Amerika" ("The Political Economy of *Volks-Tribun* and Its Attitude to Young America") (see Marx/Engels, *Werke*, Band 4, Berlin, 1959, S. 8-11). p. 41
- <sup>29</sup> For extracts from the resolutions of congresses of the International see *Lenin Miscellany XIX*, pp. 303-04. p. 41
- <sup>30</sup> A reference to the 1874 second section of Engels's Prefatory Note to his work "The Peasant War in Germany" (see Marx and Engels, *Selected Works*, Vol. I, Moscow, 1962, pp. 648-54. p. 41
- <sup>31</sup> A reference to the debates at the German Social-Democratic Parteitag in Breslau in October 1895. p. 41
- <sup>32</sup> Lenin's remarks on P. Maslov's book, *Conditions of Agricultural Development in Russia*, see *Lenin Miscellany XIX*, pp. 307-09; see also Lenin's letter to Plekhanov (present edition, Vol. 34, pp. 150-51). p. 42
- <sup>33</sup> "Essay II" means chapters V to IX of Lenin's "The Agrarian Question and the 'Critics of Marx'", published in *Obrazovaniye* No. 2, February 1906 (see present edition, Vol. 5, pp. 159-222). p. 42
- <sup>34</sup> Lenin calculated the rent on a page of the manuscript containing the entry: "Essay II (agrarian statistics)". p. 43
- <sup>35</sup> See Karl Marx, *Capital*, Vol. III, Moscow, 1966, p. 812. p. 45

- <sup>36</sup> A reference to Karl Kautsky's book *Die Agrarfrage (The Agrarian Question)*. p. 45
- <sup>37</sup> See Karl Marx, *Capital*, Vol. III, Moscow, 1966, p. 798. p. 45
- <sup>38</sup> See Karl Marx, *Capital*, Vol. III, Moscow, 1966, pp. 748-72, Chapter XXXXV "Absolute Ground-Rent". p. 46
- <sup>39</sup> See Karl Marx, *Capital*, Vol. III, Moscow, 1966, pp. 670-71. p. 47
- <sup>40</sup> For the extract with Marx's comment on R. Jones (*Capital*, Vol. III, Moscow, 1966, pp. 780-81) see *Lenin Miscellany XIX*, pp. 309-10, and also Lenin's *The Agrarian Programme of Social-Democracy in the First Russian Revolution, 1905-1907* (present edition, Vol. 13, pp. 305-06). p. 47
- <sup>41</sup> N.—on.—N. F. Danielson. p. 49
- <sup>42</sup> A reference to P. A. Vikhlyaev's "Sketches of Russian Agricultural Reality", St. Petersburg, 1901. p. 50
- <sup>43</sup> Lenin's lecture on "The Agrarian Programme of the Socialist-Revolutionaries and of the Social-Democrats" was read in Paris on March 3, 1903, after the lectures on the agrarian question at the Higher Russian School of Social Sciences. The rules of the school did not allow Lenin to draw any conclusions concerning the programme and tactics of the Party in his lectures, and so he formulated them in a special lecture given outside the school, for members of the Russian colony. His lecture was discussed for four days, from March 3 to 6. Among his opponents were Nevzorov (Y. M. Steklov) from the *Borba* group, B. N. Krichevsky from *Rabocheye Dyelo*, Vladimirov (V. M. Chernov) from the Narodniks, N. Chaikovsky and O. Minor from the Socialist-Revolutionaries, and V. Cherkezov from the anarchists.
- The present volume contains two variants of the outline of the lecture, the plans and the outlines of the concluding speech and the resumé of the lecture. For Lenin's records of the speeches of his opponents and extracts from various sources and writings see *Lenin Miscellany XIX*.
- The volume and content of the lecture outlines warrant the assumption that he also intended to use them as the plan for a pamphlet against the Socialist-Revolutionaries. Of his intention to write such a pamphlet, Lenin told Plekhanov in a letter of January 28, 1903 (see *Lenin Miscellany IV*, p. 208). p. 53
- <sup>44</sup> *Socialist-Revolutionaries* (S.R.s)—a petty-bourgeois party in Russia, founded in late 1901-early 1902 as a result of the merger of various Narodnik groups and circles (the Union of Socialist-Revolutionaries, the Socialist-Revolutionary Party, etc.). The newspaper *Revolutsionnaya Rossiya (Revolutionary Russia)* (1900-

05), and the journal *Vestnik Russkoi Revolyutsii* (*Herald of the Russian Revolution*) (1901-05), and later the newspaper *Znamya Truda* (*Banner of Labour*) (1907-14) were its official organs. The views of the S.R.s. were a mixture of Narodnik and revisionist ideas; the S.R.s tried, said Lenin, to "patch up the rents in the Narodnik ideas with bits of fashionable opportunist 'criticism' of Marxism" (see present edition, Vol. 9, p. 310). The S.R.s failed to see the class distinctions between the proletariat and the peasantry, glossed over the class stratification and contradictions within the peasantry, and denied the proletariat's leading role in the revolution. Their tactics of individual terrorism, which they claimed to be the main means of fighting the autocracy, did a great deal of harm to the revolutionary movement and made it more difficult to organise the masses for the revolutionary struggle.

The agrarian programme of the S.R.s called for abolition of private property in land and for egalitarian tenure by communes, and also development of all types of co-operatives. This programme, which the S.R.s claimed would "socialise" the land, had nothing socialist about it, because, as Lenin proved, the elimination of private property in land alone would not do away with the domination of capital and mass poverty. The real and historically progressive content of their programme was the struggle to abolish the landed estates, a demand which was an objective reflection of the interests and aspirations of the peasants during the bourgeois-democratic revolution.

The Bolshevik Party exposed the S.R.s' attempts to masquerade as socialists, waged a persistent struggle against the S.R.s for influence among the peasants and showed the harm their tactics of individual terrorism were inflicting on the working-class movement. At the same time, the Bolsheviks were prepared on definite terms to enter into temporary agreements with the S.R.s to fight against tsarism.

Because the peasantry consisted of diverse class elements, the S.R. Party ultimately failed to achieve ideological and political stability and suffered from organisational confusion, constantly vacillating between the liberal bourgeoisie and the proletariat. As early as the years of the first Russian revolution, its Right wing split off from the Party to form the legal Trudovik Popular Socialist Party (Popular Socialists), which held views close to those of the Cadets, while its Left wing took shape as a semi-anarchist League of "Maximalists". During the period of the Stolypin reaction, the S.R. Party was plunged into total ideological and organisational disarray. During the years of the First World War, most S.R.s adopted social-chauvinist attitudes.

After the victory of the February 1917 bourgeois-democratic revolution, the S.R.s joined the Mensheviks as the mainstay of the counter-revolutionary bourgeois-landowner Provisional Government, and their leaders (Kerensky, Avksentyev and Chernov) were members of the government. The S.R. Party refused to support the peasant demand for eliminating the landed estates and

came out in favour of preserving them. S.R. Ministers of the Provisional Government dispatched punitive expeditions against peasants seizing landed estates.

At the end of November 1917, the Left wing of the S.R.s formed an independent Left S.R. Party. In an effort to retain their influence among the peasant masses, the Left S.R.s gave nominal recognition to the Soviet power and entered into an agreement with the Bolsheviks, but soon began to fight against the Soviet Government.

During the years of the foreign military intervention and the Civil War, the S.R.s engaged in counter-revolutionary subversive activity and gave active support to the interventionists and whiteguards, taking part in counter-revolutionary plots, and organising terrorist acts against the leaders of the Soviet state and the Communist Party. After the Civil War, the S.R.s continued their hostile activity against the Soviet state at home and among the whiteguard émigrés abroad. p. 53

<sup>45</sup> *Narodism*—a petty-bourgeois trend in the Russian revolutionary movement which emerged in the 1860s and 1870s. The Narodniks worked to overthrow the autocracy and hand the landed estates over to the peasants.

At the same time, they denied that capitalist relations were naturally developing in Russia and so believed the peasantry and not the proletariat, to be the chief revolutionary force; they regarded the village commune as the embryo of socialism. Their tactics—individual acts of terrorism—could not and did not bring them success; they failed equally in their efforts to revolutionise the peasantry by spreading the ideas of utopian socialism.

In the 1880s-1890s, the Narodniks were prepared to accept the tsarist regime; they expressed the interests of the kulaks and fought Marxism tooth and claw. p. 53

<sup>46</sup> Here and below the references are to A. Rudin's pamphlet, *On the Peasant Question*, 1903. Lenin wrote Plekhanov on January 28, 1903: "Have you seen the pamphlet by Rudin (a Socialist-Revolutionary, *On the Peasant Question*)? What brazen swindlers! I am itching to do something about this Rudin and No. 15 on socialisation!... It has occurred to me to write an article against Rudin and have a special publication of articles against the Socialist-Revolutionaries together with 'Revolutionary Adventurism'" (*Lenin Miscellany IV*, p. 208). p. 53

<sup>47</sup> A quotation from the appeal "From the Peasant Union of the Socialist-Revolutionary Party to All Workers of Revolutionary Socialism in Russia", which was carried by *Revolutsionnaya Rossiya* No. 8, p. 8.

*Revolutsionnaya Rossiya* (*Revolutionary Russia*)—an illegal paper of the S.R.s, published in Russia from the end of 1900 by the Union of Socialist-Revolutionaries (No. 1, dated 1900, actually appeared in January 1901). From January 1902 to December

1905, the paper was published abroad (in Geneva) as the official organ of the S.R. Party.

In his outlines of the lecture on "The Agrarian Programme of the Socialist-Revolutionaries and of the Social-Democrats", Lenin gave a critique of the article "The Peasant Movement" and the appeal which appeared in *Revolutsionnaya Rossiya* No. 8, and also of a series of articles in Nos. 11-15 under the general title of "Programme Questions". p. 53

- <sup>48</sup> Lenin's remarks on the pamphlet *To All the Russian Peasantry from the Peasant Union of the Socialist-Revolutionary Party*, 1902. See *Lenin Miscellany XIX*, pp. 315-16. p. 56
- <sup>49</sup> A reference to A. S. Martynov's pamphlet, *The Workers and the Revolution*, published by the Union of Russian Social-Democrats, Geneva, 1902. p. 56
- <sup>50</sup> See quotation from A. N. Engelhardt's book, *From the Countryside*, in *Lenin Miscellany XIX*, p. 310. p. 56
- <sup>51</sup> For a summary of these data see *Lenin Miscellany XIX*, p. 313, and for a commentary on them, the resumé of the lecture (this volume, p. 67). p. 56
- <sup>52</sup> For the quotation from V. V. (V. P. Vorontsov) see *Lenin Miscellany XIX*, pp. 311-12; Lenin gave a part of this quotation and a comment on it in his article "Reply to Criticism of Our Draft Programme" (see present edition, Vol. 6, p. 449). p. 57
- <sup>53</sup> Lenin's remarks on the book *Les syndicats agricoles et leur oeuvre par le comte de Rocquigny* (Count de Rocquigny. *Agricultural Syndicates and Their Activity*). See *Lenin Miscellany XXXII*, pp. 24-49. p. 57
- <sup>54</sup> There is a mistake in the name of the source. It should be *Russkiye Vedomosti* (*Russian Recorder*), to whose editorial V. Chernov referred in the discussion of Lenin's lecture on March 4, 1903. See *Lenin Miscellany XIX*, p. 270 and p. 282 (point 12). p. 64
- <sup>55</sup> On February 4, 1903, *Russkiye Vedomosti* reported on a conference of landlords and tenants held in Dublin in December 1902. The conference produced a report stating the general terms on which, it believed, the land could be bought out from the landlords with the help of the Treasury. p. 66
- <sup>56</sup> These figures characterise the different class sections of the peasantry owning horses, and mean that 1.5 million farms of the peasant bourgeoisie had 6.5 million horses of the total of 14 million on the peasant farms; 2 million middle-peasant farms had 4 million horses; 6.5 million semi-proletarian and proletarian farms (that is, the farms of the peasant poor) had 3.5 million

- horses. For details see present edition, Vol. 6, p. 381, and *Lenin Miscellany XIX*, p. 343. p. 68
- <sup>57</sup> These are two variants of the plan for an article or a lecture on "The Peasantry and Social-Democracy". There is no record of Lenin having done either.  
 Lenin's notes on his study of the authors referred to in these plans are published in this volume, and also in *Lenin Miscellanies XIX, XXXI and XXXII*. p. 69
- <sup>58</sup> The summary and critical remarks on S. Bulgakov's book, *Capitalism and Agriculture*, were set down by Lenin in a notebook which he entitled, "Agrarian Material. Russian (and Foreign) Writings on the Agrarian Question". This preparatory material was extensively used in his work "The Agrarian Question and the 'Critics of Marx'", in which he gave a comprehensive critique of Bulgakov's views. p. 73
- <sup>59</sup> See Karl Marx, *Capital*, Vol. III, Moscow, 1966, p. 745. p. 73
- <sup>60</sup> These figures mean that 55 farmers owned agricultural machines in 1855 and 236, in 1861, and that the number of those using machinery was 1,205. In 1871, the two categories were counted together and gave a total of 2,160, and in 1881, 4,222. p. 76
- <sup>61</sup> In 1892, the British Parliament passed the *Small Holdings Act* in an attempt to keep the farmers in the countryside and revive the yeomanry, the small peasants ruined in the 18th and the early 19th centuries who had been a source of cheap labour for the big capitalist farms. The Act was not extensively applied and was of small practical importance. p. 77
- <sup>62</sup> *Instleute*, Instmann—agricultural labourers in Germany signing long-term contracts and living in their own dwellings on land owned by big landowners. In addition to cash, they also received a part of the crop from a specified plot of land (half-tenancy). p. 78
- <sup>63</sup> *Middleman*—a type of kulak acting between landlords and tenants in Ireland. They leased tracts of land from landlords (from 20 to 150 acres and over), split them up into small parcels (from 1 to 5 acres) and leased them by the year to small tenants on harsh terms. p. 84
- <sup>64</sup> P.S.—author of the article "Die neuere russische Gesetzgebung über den Gemeindebesitz" ("The Latest Russian Communal Legislation") in *Archiv für soziale Gesetzgebung und Statistik (Archives of Social Legislation and Statistics)*, 7. Band, Berlin, 1894. S. 626-52. p. 97
- <sup>65</sup> Lenin used this material in his work "The Agrarian Question and the 'Critics of Marx'" (see present edition, Vol. 5, pp. 140-44). p. 107
- <sup>66</sup> See Karl Marx, *Capital*, Vol. I, Moscow, 1965, pp. 335 and 348. p. 108



- <sup>67</sup> Lenin gave a critical analysis of the data from M. Hecht's book, *Drei Dörfer der badischen Hard (Three Villages in the Hard of Baden)*, Leipzig, 1895, in Chapter V of "The Agrarian Question and the 'Critics of Marx'"—"The Prosperity of Advanced, Modern Small Farms". The Baden Example" (see present edition, Vol. 5, pp. 159-67). p. 116
- <sup>68</sup> In the first line of this note Lenin indicates a discrepancy in Hecht's data concerning the size of area under grain in Friedrichsthal. On p. 28 the author says that the area under grain was 143 Morgen=51.48 ha, but on p. 21, the figure is said to be 18 per cent of the total area under crop which gives 46.44 ha. The second line of the note is a rough recalculation of 678 Morgen (the area under grain for Blankenloch on p. 28 of Hecht's book) into hectares. p. 122
- <sup>69</sup> The first column of figures (dividend) shows the total area of land (in ha) for each village separately: Friedrichsthal, Blankenloch and Hagsfeld; the second column (divisor) shows the average quantity of land (in ha) per family for each village; the third column gives the rough number of families in each village. p. 122
- <sup>70</sup> Lenin gave a part of his critical analysis of H. Auhagen's article "Ueber Gross- und Kleinbetrieb in der Landwirtschaft" ("On Large- and Small-Scale Production in Agriculture") in Chapter VI of "The Agrarian Question and the 'Critics of Marx'", entitled "The Productivity of a Small and a Big Farm. An Example from East Prussia" (see present edition, Vol. 5, pp. 168-69). p. 126
- <sup>71</sup> The source analysed by Lenin contains a mistake: the figure should be 1,806.58 instead of 806.58. Lenin corrected it in "The Agrarian Question and the 'Critics of Marx'" (see present edition, Vol. 5, p. 168); there should be a corresponding change in the figure 1,965.08 and the percentages. p. 131
- <sup>72</sup> While working on "The Agrarian Question and the 'Critics of Marx'", Lenin made use of material from an article by the German economist K. Klawki, "Ueber Konkurrenzfähigkeit landwirtschaftlichen Kleinbetriebes" ("The Competitive Capacity of Small-Scale Production in Agriculture") which appeared in Thiel's *Landwirtschaftliche Jahrbücher* (Thiel's *Agricultural Yearbooks*), Bd. XXVIII, Berlin, 1899.
- Klawki's article gives a description of 12 typical German farms (four each of the large, medium and small) operating in similar conditions. Lenin made a thorough examination of and critically reworked the data given in the article, which was a detailed inquiry but did not provide the necessary generalisations and correct conclusions. The data from Klawki's article were used by Lenin mainly in Chapter VI, "The Productivity of a Small and a Big Farm. An Example from East Prussia" (present edition, Vol. 5, pp. 167-81). Lenin showed the groundlessness of Bulgakov's

attempts to use Klawki's article to back up the bourgeois theory that small farms were superior to large farms. The scientific treatment of the data given in Klawki's inquiries, says Lenin, confirms the technical superiority of big farms and shows that the small farmer is overworked and underfed, being gradually degraded to day labourer or farm-hand on the large farm; Lenin shows that as the number of small farms grows there is a spread of poverty and proletarianisation among the peasantry.

Lenin's conclusions, drawn after a thorough examination and reworking of the data in Klawki's article, are borne out by the mass data on peasant farms in Germany. In contrast to Klawki who failed to go into the substance of economic processes and ignored the comparative analysis of different groups of farms (basing his conclusions on indiscriminate averages), Lenin gave a profound Marxist analysis of the development of peasant farms under capitalism and brought out their various types. On the strength of these data, Lenin drew up a summarised table (see present edition, Vol. 5, p. 170).

As a result of his careful verification and scientific tabulation of the data in Klawki's article, Lenin showed that the latter was wrong in calculating the comparative incomes on large and small farms. Lenin said the unscientific methods used by Klawki to show the superiority of the small farms were, in their main features practised by all bourgeois and petty-bourgeois economists. That is why an examination of all these methods, as exemplified by Klawki's inquiry, is of great interest. Lenin took the concrete statistical data with which Klawki operated to expose the false methods used in the processing and employment of statistical data, and also the completely unfounded conclusions drawn by bourgeois and petty-bourgeois economists concerning the laws governing agricultural development under capitalism.

p. 148

<sup>73</sup> *Landwirtschaftliche benutzte Fläche*—cultivated farmland. In his preparatory material, Lenin uses the term in most cases without translating it into the Russian, and includes in it farmland in the strict sense of the term (that is, land under crops, meadows and best pastures) and also orchards, vegetable gardens and vineyards. In some cases, Lenin translates this term as "farmland" (see p. 192). On p. 358, Lenin indicates that the German source substituted the term "Ueberhaupt landwirtschaftliche Fläche" for "landwirtschaftliche benutzte Fläche" to designate the same data.

In his work *New Data on the Laws Governing the Development of Capitalism in Agriculture*. Part One. *Capitalism and Agriculture in the United States of America*, Lenin wrote: "In grouping farms by acreage, American statisticians take total acreage and not just the improved area, which would, of course, be the more correct method, and is the one employed by German statisticians" (see present edition, Vol. 22, p. 49).

p. 144

<sup>74</sup> *Scharwerker*—an able-bodied member of the family or a non-member living in the household of the agricultural labourer and

bound by the contract between the head of the household and the landowner to work on the landowner's estate but paid by the head of the family. p. 148

- <sup>75</sup> *Deputant*—a labourer who is paid a permanent annual cash wage and in addition gets specified payments in kind as part of his wage—a plot of land and a dwelling on the landowner's estate. p. 155
- <sup>76</sup> *Deputant's land*—land made available by the landowner to an agricultural labourer under contract in part payment of his wages in kind. p. 158
- <sup>77</sup> The manuscript is a notebook bearing this title on the cover in a coloured pencil. The extracts must have been made at the same time as those from Klawki's article (see pp. 138-59), because at the end of the extracts from Klawki's article there is a note saying "Cf. *Brase's* article, especially pp. 292 and 297-98." p. 160
- <sup>78</sup> Data from A. Souchon's book, *La propriété paysanne (Peasant Property)*, was to be used in "The Agrarian Question and the 'Critics of Marx'" and in the lectures on "Marxist Views of the Agrarian Question in Europe and Russia", which Lenin gave in Paris on February 23-26, 1903 and also for his work "The Peasantry and Social-Democracy" (see pp. 29, 41, 49, 70). p. 170
- <sup>79</sup> Souchon's reference (text and footnote 1 on p. 24 of his book) to *Ministère de l'agriculture française. Enquête de 1892*, p. 247 à 249 (*The French Ministry of Agriculture, 1892 Inquiry*). p. 170
- <sup>80</sup> *The Allotments Act* was adopted on September 16, 1887, with the view of allotting small parcels of land to labourers. Souchon says the following: "The application of the Allotments Act in essence consists in giving the labourers tiny plots to enable them to eke out their earnings with some meagre agricultural resources, and at best to have one cow or a few sheep" (p. 151). p. 172
- <sup>81</sup> Lenin intended to use the material on F. Maurice's book, *L'agriculture et la question sociale. La France agricole et agraire (Agriculture and the Social Question. Agricultural and Agrarian France)* Paris, 1892 in his work "The Agrarian Question and the 'Critics of Marx'". See plans for this work on pp. 29, 31, 35, 36. p. 173
- <sup>82</sup> Lenin read the book by A. von Chtapowo-Chtapowski, *Die belgische Landwirtschaft im 19. Jahrhundert. Münchener volkswirtschaftliche Studien*. Herausgegeben von L. Brentano und W. Lotz. Stuttgart, 1900 (*Agriculture in Belgium in the 19th Century. Munich Economic Studies*), when preparing "The Agrarian Question and the 'Critics of Marx'". This is indicated by his mention of the book in the preliminary plans for his work (see pp. 29, 32, 36). Lenin also intended to use this material in his lectures on the agrarian question in Paris (see p. 49). p. 178

<sup>83</sup> The present volume contains a part of Lenin's remarks on the Baden Inquiry.

The extracts from the Baden Inquiry are preparatory material for Chapter VII, "The Inquiry into Peasant Farming in Baden", in "The Agrarian Question and the 'Critics of Marx'" in which extensive use of the data is made for an analysis and characteristic of the class stratification of the peasantry under capitalism. Lenin said the materials of the Baden Inquiry made it possible to distinguish and bring out different groups of peasants. However, the authors failed to give any scientific grouping of peasant farms; instead of comparing the various groups of farms, they compared whole communities. This method of using indiscriminate averages, thereby glossing over the class distinctions within the peasantry was used by the "critics of Marx" in the agrarian question.

Lenin gave a scientific characteristic of the class structure of the German countryside and for that purpose used the summarised data of the Baden Inquiry. He brought out three typical economic groups: the large-, the middle- and the small-peasant farms, and to do this he processed and analysed statistical data relating to 31 large 21 medium and 18 small farms.

For the three typical groups of peasant farms, Lenin determined the average size of landholding, the average size of family and employment of hired labour, and also the results of economic operations in the form of net profit. In working out the data on landholdings and net profit, Lenin gave two calculation variants for all the 70 farms, and for the group minus the 10 farms in the three communities which had exceptionally large holdings. This method of bringing out typical phenomena, with a simultaneous verification of conclusions on the data for the whole aggregate of phenomena, is of great importance for statistical methods.

As a result of his economic analysis, Lenin showed that the big-peasant farms using hired labour, permanent and casual, and obtaining the highest net profit per farm, were entrepreneurial and capitalist. Meanwhile, the small-peasant farms were hardly managing to make ends meet. On the strength of the scientifically processed data of the Baden Inquiry on the quantity of the key products consumed by the groups of peasant farms, Lenin showed that the small peasant was cutting back his consumption which was well below that of the middle and the big peasant. If the small peasant spent as much on cash products as the middle peasant did, he would run up a great debt and the middle peasant would also incur a debt if he spent as much as the big one. According to this, Lenin drew the conclusion that the "net profit", not only of the small peasant, but also of the middle peasant is a *pure fiction*" (see present edition, Vol. 5, p. 185). In this way Lenin exposed the false method used by the "critics of Marx" to understate the plight of the small peasants, their malnutrition and ruin.

On the strength of his analysis of the Baden Inquiry, Lenin concluded that the main features of the peasant economy in Germany were similar to those in Russia, and that the process of capitalist development was leading to the formation of a minority

of capitalist farms operating with hired labour, and forcing the majority of peasants increasingly to seek subsidiary employment, that is, to become wage workers. "The differentiation of the peasantry," Lenin wrote, "reveals the profoundest contradictions of capitalism in the very process of their inception and their further development. A complete evaluation of these contradictions inevitably leads to the recognition of the small peasantry's blind alley and hopeless position (hopeless, outside the revolutionary struggle of the proletariat against the entire capitalist system)" (see present edition, Vol. 5, p. 190). In this way, Lenin showed the economic basis for the common interests of the working class and the small peasantry, and the need for their alliance in the struggle against capitalism.

The material Lenin obtained as a result of his work on the Baden Inquiry, apart from its great political and economic importance, was also of major methodological importance for an understanding of the methods Lenin used to process and apply statistical data in Marxist economic analysis (for instance, the use of scientifically tabulated statistical groupings of peasant farms, determination and use on their basis of differentiated averages for income, consumption, etc., by class groups of peasants). Lenin's methods for processing statistical data are a valuable contribution to the methodology of Marxist statistics.

p. 180

<sup>84</sup> The extracts of data on 70 budgets mentioned here are a big table entitled "Summary of Data on 70 budgets from the Baden Inquiry", which included the statistical data from the Baden Inquiry processed by Lenin. These extracts made in a notebook are at the Central Party Archives of the Institute of Marxism-Leninism under the C.P.S.U. Central Committee. When tabulating these data for large-, middle- and small-peasant farms, Lenin determined the average landholdings, size of family, and current receipts and outlays (showing the major items) and calculated the surplus or deficit by comparing the receipts and outlays. In addition, the table contains the indicators on labour (such as the expenditure of labour per hectare, hired labour, showing day labour separately), and also data on subsidiary earnings, etc. For an analysis of these data see present edition, Vol. 5, pp. 182-88.

p. 181

<sup>85</sup> The text of Chapters VII and IX (as first published in the journal *Obrazovaniye* No. 2, 1906) of "The Agrarian Question and the 'Critics of Marx'" shows that in that work Lenin intended to examine French agricultural statistics and to give a critical analysis of the works of French economists. Judging by a note in Chapter IX (see present edition, Vol. 5, p. 215), he made a special study of the state of wine-growing in France. It is possible, therefore, that he used E. Seignouret's book, *Essais d'économie sociale et agricole (Essays on Social and Agricultural Economics)*, to prepare his work "The Agrarian Question and the 'Critics of Marx'" in June-September 1901.

p. 186

<sup>86</sup> Lenin's notebook entitled "From German Agrarian Statistics" contains remarks on and extracts from *Statistik des Deutschen Reichs*, Neue Folge, Bd. 112. *Die Landwirtschaft im Deutschen Reich nach der landwirtschaftlichen Betriebszählung vom 14. VI. 1895*, Berlin, 1898 (*Statistics of the German Reich*, New Series, Vol. 112. *Agriculture in the German Reich According to the Agricultural Census of June 14, 1895*). It shows how Lenin processed the data of the two agricultural censuses in Germany (1882 and 1895), which he used to prepare "The Agrarian Question and the 'Critics of Marx'" (mainly chapters VIII and IX). The notebook dates to the first period of Lenin's writing of this work (1900-01). It contains some later extracts made by Lenin from the German agricultural census of 1907 in *Statistik des Deutschen Reichs*, Band 212, Teil 1a.—*Berufs- und Betriebszählung vom 12. Juni 1907. Landwirtschaftliche Betriebsstatistik*, Berlin, 1909 and Band 212, Teil 2a, 1910 (*Statistics of the German Reich*, Vol. 212, part 1a.—*Census of Occupations and Enterprises of June 12, 1907. Statistics of Agricultural Enterprises*, Berlin, 1909, and Vol. 212, part 2a, 1910). Lenin made these additions in 1910 for a work on German agriculture.

Lenin used the German agricultural statistics to show that the "critics" of Marx's economic doctrine were wrong when they said that in the West large farms were being supplanted by the middle- and small-peasant farms.

Having reworked the German agrarian statistics, Lenin showed two processes of proletarianisation of the peasantry: first, more and more peasants were being deprived of their land which meant that farmers were being transformed into landless labourers; second, the peasants were increasingly dependent on subsidiary earnings, that is, there was a growing integration of agriculture and industry, which marked the first stage of proletarianisation.

Lenin's treatment of German agrarian statistics sets a model for the scientific analysis and processing of statistical data. Lenin did not stop at grouping farms under one head (say, area), but went on to classify them under several heads, such as number of agricultural machines, area under special crops, etc., and used combined groupings, e.g., dividing each group (say, acreage) into subgroups by quantity of cattle and other characteristics. Lenin found that he had to rework and verify the statistical data he made use of; he reworked a number of tables (such as that characterising the concentration of commercial gardening, etc.), widening the intervals between the groups of farms to find the more typical, and at the same time bringing out the latifundia connected with industries (sugar refining, wine-making, etc.). Lenin calculated the percentages showing for instance, the share of separate groups of farms, determined the absolute averages showing the use of the major types of agricultural machines per 100 farms in each group of farms (grouped by acreage), etc. p. 189

<sup>87</sup> Lenin summarised these data on land concentration in wine-growing on the basis of the preceding table. The left column of

figures denotes the grouping of farms, the right column, the corresponding grouping of land for these farms. The first pair of figures relates to vineyards under 20 ares; the second, to vineyards of 20 to 50 ares; the third, to vineyards of 50 ares-5 hectares and over. p. 192

<sup>88</sup> Lenin examines the data on the number of cows on various farms in 1895 to characterise the concentration of cattle on the large farms. The total number of farms and the total number of cows on all farms of all three groups are given in the manuscript at the top of the table (for lack of space below). p. 213

<sup>89</sup> Fragmentary notes on separate sheets.

In addition, the Central Party Archives of the Institute of Marxism-Leninism under the C.P.S.U. Central Committee has unpublished preparatory material relating to French agricultural statistics, which contains summaries and extracts from various sources. Among them are, above all, the collections *Statistique agricole de la France. Résultats généraux de l'enquête décennale de 1892 (Agricultural Statistics of France. General Results of the 1892 Decennial Inquiry)*, *Statistique générale de la France. Résultats statistiques du Dénombrement de 1896 (General Statistics of France. Statistical Results of the 1896 Census)* and also the results of censuses for other years. Lenin also made many statistical extracts with explanations and critical remarks on the following books: K. Kautsky, *Die Agrarfrage (The Agrarian Question)*; S. Bulgakov, *Capitalism and Agriculture*, Vol. II; F. Maurice. *L'agriculture et la question sociale. La France agricole et agraire (Agriculture and the Social Question. Agricultural and Agrarian France)*; A. Souchon, *La propriété paysanne. Étude d'économie rurale (Peasant Property. An Essay on Agricultural Economy)*; N. Kudrin, *The Peasant Question in France; The Bulletin of the Labour Bureau* for 1901, etc.

Most of the extracts from French statistics are summarised data, in particular, groupings of farms by acreage for various years. Lenin notes as a positive aspect of the French statistics the separate classification of the "active" (that is, the gainfully employed) population, and makes extensive extracts of data by categories within the "active" population. Lenin takes the same data from the above-mentioned book by Maurice and makes a comparison of similar statistical data taken from various sources; he characterises these sources and draws conclusions on the annual changes in the numerical strength and share of each group (category) of the "active" population.

This material from French agricultural statistics, reworked and summarised by Lenin, added up to a comprehensive picture of various aspects of farming among different class groups of peasant farms, confirming the Marxist propositions concerning the superiority of large farms and the growth of their role, and the proletarianisation of the small peasants. p. 218

- <sup>90</sup> This summarised table was compiled by Lenin on the strength of the statistics of the countries concerned for the corresponding years. The separate data on Germany, Britain and the United States were taken from the *Statistik des Deutschen Reichs*, Band 112; some of the data on France, from the same source, and others, from the *Statistique agricole de la France. Résultats généraux de l'enquête décennale de 1892*. Tableaux; the data on Belgium from the *Statistique de la Belgique. Agriculture. Recensement général de 1880 (Statistics of Belgium. Agriculture. General Census of 1880)* and from *Annuaire statistique de la Belgique 1896 (The Statistical Yearbook of Belgium for 1896)*; the data for Denmark, from *Die Neue Zeit*, XIX. Jahrgang 1900-1901, Band II, p. 623 G. Bang's article, "Die landwirtschaftliche Entwicklung Dänemarks" ("Agricultural Development of Denmark"). p. 224
- <sup>91</sup> Lenin gave the name of Dutch agricultural inquiry of 1890 to "Uitkomsten van het Onderzoek naar den Toestand van den Landbouw in Nederland" ("The Results of the Inquiry into the State of Agriculture in the Netherlands") published in four volumes at the Hague in 1890. The results of this inquiry into 95 communities differed from similar inquiries in other countries in failing to provide full data, and, as Lenin remarked, failing to give summaries for all communities. But Lenin managed to extract interesting data from this source to characterise various groups of farms (typical communities) and also groups of farms (within separate communities) classified by area, the number of labourers and farm-hands, the number of horses and other characteristics. These data showed the capitalist nature of Dutch farming. p. 227
- <sup>92</sup> Lenin intended to give a critique of E. Stumpfe's views on large- and small-scale production in agriculture in a number of his works (see this volume, pp. 42, 49, 70), in view of the fact that many of the "critics of Marx" referred to Stumpfe's works. p. 231
- <sup>93</sup> G. Fischer's work, *Die sociale Bedeutung der Maschinen in der Landwirtschaft (The Social Importance of Machinery in Agriculture)* was studied by Lenin before Stumpfe's article "Ueber die Konkurrenzfähigkeit des kleinen und mittleren Grundbesitzes gegenüber dem Grossgrundbesitze" ("On the Competitiveness of Small and Medium Land Holdings as Compared with Large Land Holdings"). In his extracts from this article, Lenin mentions Fischer's work as having been studied by him (see p. 238). p. 248
- <sup>94</sup> Lenin's remark at the end of the text "No wonder its pages remain uncut (at the British Museum)" warrants the assumption that Lenin studied Turot's book during his stay in London, where *Iskra* was then being published, that is, not earlier than April 1902. In London, Lenin made a study of the agrarian question in connection with the working out of the Party's agrarian pro-



gramme; before giving his lectures and talk in Paris (in February-March 1903), he studied the French agricultural economy. Turot's book is also mentioned in Lenin's notes on the book by E. Lecou-teux (see *Lenin Miscellany XXXII*, p. 381). p. 257

- <sup>95</sup> Lenin first mentioned Baudrillart in his extracts from Hertz's book *The Agrarian Questions in Relation to Socialism* (June-September 1901). In his plans for "The Agrarian Question and the 'Critics of Marx'" Lenin refers to Baudrillart from mention of him by Hertz and Bulgakov. In the outlines of his lectures on "Marxist Views of the Agrarian Question in Europe and Russia" (1903, before February 10 (23)), Lenin refers to Baudrillart's works as having been studied by him earlier. This volume contains Lenin's remarks on one book by H. Baudrillart, *Les populations agricoles de la France. 3-me série. Les populations du Midi (The Agricultural Population of France. Part 3. The Population of the South)*, Paris 1893. For extracts from and critical remarks on another of Baudrillart's books, *Les populations agricoles de la France. La Normandie (The Agricultural Population of France. Normandy)*, Paris 1880 see *Lenin Miscellany XXXII*, pp. 82-105. Both take up the greater part of a notebook which Lenin entitled "*Baudrillart+Backhaus*". p. 258
- <sup>96</sup> The full name of the book is Comte de Rocquigny, *Les syndicats agricoles et leur oeuvre (Agricultural Syndicates and Their Activity)*, Paris, 1900. For extracts with Lenin's critical remarks on this book see *Lenin Miscellany XXXII*, pp. 24-49. p. 261
- <sup>97</sup> A reference to Élie Coulet's book, *Le mouvement syndical et coopératif dans l'agriculture française. La fédération agricole. (The Syndicalist and Co-operative Movement in French Agriculture. The Agricultural Federation)*. Montpellier, 1898. See p. 260. p. 261
- <sup>98</sup> Rouanet, quoting Deschanel's speech in the Chamber of Deputies extolling the activity of the agricultural syndicates in favour of the labourers, said: "That is how Mr. Deschanel writes the history of agricultural syndicates to the applause of members of these syndicates who thrilled with delight when they suddenly learned of the excellent things they had done." p. 262
- <sup>99</sup> In his lectures, "Marxist Views of the Agrarian Question in Europe and Russia", and in his talks in Paris, Lenin mentions Nossig as one of "many writers who sympathise with the criticism of the Marxist theory rather than with this theory itself". He adds: "Their own data speak against them" (see present edition, Vol. 6, p. 345). Notes on the manuscript indicate that Lenin repeatedly returned to it. Thus, some words are retraced in blue pencil, apparently to make for easier reading; the translation of some words is given in plain pencil in brackets. p. 263

<sup>100</sup> Lenin read E. David's book, *Socialismus and Landwirtschaft (Socialism and Agriculture)* soon after it was published. In a letter to G. V. Plekhanov on March 15, 1903, Lenin wrote: "I had already ordered David's book and am now reading it. Terribly watery, poor and trite" (present edition, Vol. 34, p. 150). In an article entitled "Les beaux esprits se rencontrent (Which May Be Interpreted Roughly as: Birds of a Feather Flock Together)" (which was published in *Iskra* No. 38, April 15, 1903) Lenin criticised the main propositions of David's book (see present edition, Vol. 6, pp. 431-33). Lenin gave a full-scale critique of David's book—"the principal work of revisionism on the agrarian question"—in Chapter X of "The Agrarian Question and the 'Critics of Marx'" (present edition, Vol. 13, pp. 171-82).

The nature of Lenin's underlinings shows that he returned to his remarks and brought out some places in blue and red pencils; in a second reading, he underlined in red pencil all the sources mentioned in the manuscript. p. 265

<sup>101</sup> A reference to Engels's article "The Peasant Question in France and Germany" (see Marx and Engels, *Selected Works*, Vol. II, Moscow, 1962, pp. 420-40). p. 275

<sup>102</sup> Empty talk and unbridled flights of fancy, after a character in Gogol's *Dead Souls*, the landowner Manilov. p. 271

<sup>103</sup> A reference to the work of V. V. (V. P. Vorontsov), *Progressive Trends in Peasant Farming*, St. Petersburg, 1892, pp. 70-84 (see present edition, Vol. 3, pp. 274-75). p. 275

<sup>104</sup> A reference to Drechsler's data which he published as the results of two agricultural inquiries in 1875 and 1884. Lenin is referring to two works on this question: 1) "Die bauerlichen Zustände in einigen Teilen der Provinz Hannover" in *Schriften den Vereins für Sozialpolitik*. XXIV. 1883; 2) "Die Verteilung des Grundbesitzes und der Viehhaltung im Bezirke des landwirtschaftlichen Kreisvereins Göttingen" in *Landwirtschaftliche Jahrbücher* herausgegeben von Dr. H. Thiel. XV. Band. Berlin, 1886 [1] "The Condition of Peasants in Some Parts of the Province of Hannover" in the *Works of the Social Policy Association*; 2) "Distribution of Land Property and Cattle in the Area of the Göttingen District Agricultural Society", in the *Agricultural Yearbooks* published by Dr. H. Thiel. Lenin gave a critical analysis of the data from both works in Chapter XI of "The Agrarian Question and the 'Critics of Marx'" (see present edition, Vol. 13, pp. 183-94). p. 281

<sup>105</sup> The notes and extracts from *Hand and Machine Labor* (*Thirteenth Annual Report of the Commissioner of Labor*, 1898, Vols. I and II), which first appeared in the Fourth Russian edition of Lenin's Collected Works, were made in a notebook containing extracts from books on economics, statistics and philosophy, and also from newspapers dated October 19 and 21, 1904. Lenin must have made these extracts at the Geneva Library in the autumn of 1904.

The following reference is noted on the second page of the manuscript: "See examples on separate sheet." The examples taken from both volumes of the book, *Hand and Machine Labor*, and noted down by Lenin on a separate sheet are given on pp. 284-86 p. 282

<sup>106</sup> Lenin first mentions the work of Leo Huschke, *Landwirtschaftliche Reinertrags-Berechnungen bei Klein-, Mittel- und Grossbetrieb dargelegt an typischen Beispielen Mittelthüringens* (*Calculation of Net Income in Agricultural Production on Small, Medium and Large Farms from Typical Examples in Central Thuringia*) in two of his plans: "The Peasantry and Social-Democracy" (see p. 70). Lenin used some of the material published here in a footnote to Chapter VI, "The Productivity of a Small and a Big Farm. An Example from East Prussia", in the 1908 edition of "The Agrarian Question and the 'Critics of Marx'" (see present edition, Vol. 5, p. 179). He said he hoped "to return to Herr Huschke's interesting book" (*ibid.*). p. 287

<sup>107</sup> This is a notebook on the cover of which is written: "German Agrarian Statistics (1907)" and on top of that, in coloured pencil:

"1) German agrarian statistics,

"2) Russian agrarian statistics,

"3) Statistics on **strikes** in Russia + Hungarian agrarian statistics."

Lenin's study of the German agricultural census of 1907 relates to the period from 1910 (before September) to 1913 (after June).

Lenin attached special importance to an analysis of German agrarian statistics in studying the laws governing the development of capitalism in agriculture and in exposing bourgeois apologetics in the agrarian question. "Germany belongs to the leading and most rapidly developing capitalist countries. Her censuses of agricultural enterprises are possibly on a higher level than anywhere else in Europe. It is understandable therefore why German and Russian writers displayed such interest in the results of the latest census of 1907 (the first and the second censuses were taken in 1882 and in 1895). Bourgeois economists and revisionists sing out in chorus that Marxism—for the hundredth and thousandth time!—has been refuted by the data of the census" (see *Lenin Miscellany XXV*, p. 127). That is why Lenin believed that it was necessary to make a detailed analysis of the German census of 1907.

The material of German agrarian statistics was taken mainly from the three volumes of the collection *Statistik des Deutschen*

*Reichs. Neue Folge. Band 112. Die Landwirtschaft im Deutschen Reich nach der landwirtschaftlichen Betriebszählung vom 14. Juni 1895*, Berlin, 1898, *Statistik des Deutschen Reichs. Band 202. Berufs- und Betriebszählung vom 12. Juni 1907, Berufsstatistik*, Berlin, 1909, *Statistik des Deutschen Reichs. Band 212. Berufs- und Betriebszählung vom 12. Juni 1907, Landwirtschaftliche Betriebsstatistik* (Teil 1a; 1b; 2a), Berlin, 1909-10 [*Statistics of the German Reich, New Series, Vol. 112. Agriculture in the German Reich According to the Agricultural Census of June 14, 1895; Statistics of the German Reich, Vol. 202, Census of Occupations and Enterprises of June 12, 1907; Occupation Statistics; Statistics of the German Reich, Vol. 212. Census of Occupations and Enterprises of June 12, 1907. Statistics of Agricultural Enterprises* (Part 1a, 1b; 2a)].

This statistical material, like that which follows, was partially used by Lenin in the writing of his article "The Capitalist System of Modern Agriculture" (see present edition, Vol. 16, pp. 423-46). Lenin also planned to use the material of German agrarian statistics in another article on German agriculture.

The material of German agrarian statistics contains numerous extracts from tables, parts of tables and separate statistical data not only from the above-mentioned collection, *Statistics of the German Reich*, but also from articles by Zahn, Schmelzle and others. Some data on fertilisers were taken from French sources.

The material of German agrarian statistics which Lenin processed and systematised illustrated various forms of capitalist development in agriculture.

On the strength of the extensive statistical data on the agricultural population contained in German agrarian statistics, Lenin studied the proletarianisation of the peasantry. The data on the use of machinery, the percentage of farms with draught cattle, and the composition of the draught animals, the growth of agricultural industries, dairy farming, etc., showed the development of large-scale capitalist production.

Special interest attaches to Lenin's explanations to the table (taken from the results of the 1907 Census in Volume 202 of the *Statistics of the German Reich*) which classifies the population by main occupation of the gainfully employed (see pp. 342-45, 370). The principle of classifying the rural population of Germany, according to the data for 1882 and 1895, into three main groups (I, II and III) was described and substantiated by Lenin in his work "The Agrarian Question and the 'Critics of Marx'" (present edition, Vol. 5, pp. 217-22) which is indicated on p. 346 ("Distribution (in thousands) adopted in *The Agrarian Question*, p. 244").

For technical reasons, some tables from German statistics in this volume are given in parts.

p. 297

<sup>108</sup> The data under the heads bracketed in the table were used by Lenin to calculate the number of hired labourers. See the last column of the table (p. 323).

p. 320

- <sup>109</sup> A reference to the article by Fr. Zahn, "Deutschlands wirtschaftliche Entwicklung unter besonderer Berücksichtigung der Volkszählung 1905 sowie Berufs- und Betriebszählung 1907" ("The Economic Development of Germany with Special Account of the 1905 Census of Population and the 1907 Census of Occupations and Enterprises") published in *Annalen des Deutschen Reichs* (*Annals of the German Reich*) No. 7 for July and No. 8 for August 1910. p. 324
- <sup>110</sup> A reference to Schmelzle's article, "Die ländliche Grundbesitzverteilung, ihr Einfluss auf die Leistungsfähigkeit der Landwirtschaft und ihre Entwicklung" ("Distribution of Rural Land Holdings, Its Influence on the Productivity and Development of Agriculture") published in *Annalen des Deutschen Reichs* No. 6 for June 1913. p. 335
- <sup>111</sup> The two following tables giving the data for 1882 and 1895 are taken from Chapter IX of "The Agrarian Question and the 'Critics of Marx'" published in the collection *The Agrarian Question*. Part I, St. Petersburg, 1908 (see present edition, Vol. 5, pp. 218-20). In the first table, Lenin made a correction of two misprints in the collection: he switched the designation of the categories "c 2)" and "3)". p. 346
- <sup>112</sup> Lenin gives the data from *Statistik des Deutschen Reichs*. Band 211. *Berufs- und Betriebszählung vom 12. Juni 1907. Berufsstatistik*. Abteilung X. "Die berufliche und soziale Gliederung des deutschen Volkes". Berlin, 1913 (*Statistics of the German Reich*. Vol. 211. *Census of Occupations and Enterprises of June 12, 1907. Occupation Statistics*. Section X. "Occupational and Social classification of the German People"). p. 355
- <sup>113</sup> A notebook, entitled *Austrian Agricultural Statistics*, containing the first document under the same title and in it pages 4 and 5 of the original (see pp. 388-95). p. 369
- <sup>114</sup> This plan reflects the three stages of Lenin's work on the material based on his study of the data of the 1907 German agricultural census and collected in notebook, *German Agrarian Statistics* (see pp. 297-371).  
The first stage was the compilation of a general plan for the processing of these data under 13 heads (0-12). The second stage was the drawing up of the plan and the writing of the first article, "The Capitalist System of Modern Agriculture", in which Lenin dealt with the first five (0-4) points of the general plan (see present edition, Vol. 16, pp. 423-46). The other points remained for an-

other article. The third stage was the drafting of the plan for another article consisting of the five points or topics. This article was never written.

The time it took Lenin to work on the plan as a whole is determined by the time it took him to collect the material on German agrarian statistics on the basis of the 1907 Census, that is, from 1910 to 1913. p. 372

<sup>115</sup> This and the following markings in the margin on the left, opposite the various points of the general plan signify the numeration and size of the chapters of Lenin's article "The Capitalist System of Modern Agriculture" (article I) (present edition Vol. 16, pp. 423-46), which was written on the basis of this plan. The Roman numerals (from I to VII) designate the chapters of the article, the Arabic numerals (from 1 to 87), boxed and in round brackets, the pages of the manuscript of the article. The left column of figures in the numeration of the points in the general plan, added in blue pencil, coincides with the numeration of the chapters of the article. p. 372

<sup>116</sup> Material on Hungarian agrarian statistics, which Lenin used in part in his article, "The Capitalist System of Modern Agriculture" (see present edition, Vol. 16, pp. 443-45), was published in *Lenin Miscellany XXXI*, pp. 274-97. p. 373

<sup>117</sup> The reference to 1895 means a comparison with the data of the German agricultural census of 1895. p. 373

<sup>118</sup> See Note 104. p. 373

<sup>119</sup> A list of statistical tables given by Lenin in "The Capitalist System of Modern Agriculture" (article one), with an indication of the manuscript pages containing the tables (see present edition Vol. 16, pp. 433, 438, 440, 444, 445, 446). Tables 4, 5, 6, 7 and 8 are on pages of the manuscript which have not been found. p. 375

<sup>120</sup> Extracts of data from Danish statistics date approximately to 1911, a fact established from the date of the latest of the Danish statistical publications quoted here by Lenin, *The Statistical Tables for the 1909 Census*.

Lenin took down the data to show the concentration of capital and production in Danish agriculture. He tabulated all the farms into four big groups (under 3.3 ha—proletarian and semi-proletarian farms 3.3 to 9.9 ha—small peasants; 9.9 to 29.7 ha—big peasants and peasant bourgeoisie; and over 29.7 ha—capitalist

agriculture) to show the distinction between the economic types of farms. The two lower groups (63.4 per cent of all farms) had, in 1909, 11.7 per cent of the land and 17.2 per cent of the big horned cattle; and the two higher groups (36.6 per cent of all farms) had 88.2 per cent of the land and 82.8 per cent of all horned cattle. This revealed the typical capitalist stratification of farms and the concentration on the entrepreneurial farms of almost 90 per cent of the land and more than 80 per cent of the big horned cattle. Lenin makes special mention of the increase in the number of large farms from 1898 to 1909. In that period, the total number of farms increased by 1.7 per cent, while farms with 15-49 head of big horned cattle went up by 35 per cent, and those with 50 and more head, by 46.3 per cent. Lenin used the data on the comparative quantities of horned cattle in Denmark, Germany and Russia per 1,000 population, per 1,000 hectares, and per square kilometre to show the high level of livestock farming in Denmark.

p. 376

<sup>121</sup> The extracts from Austrian agricultural statistics apparently date to the period from 1910 to 1912, for Volume 28 of *Oesterreichisches Statistisches Handbuch* (*The Austrian Statistical Handbook*) mentioned by Lenin in the beginning was issued in 1910, and Volume 29, mentioned in a later addition on the same page of the manuscript, was published not earlier than November 1911 (the Preface to the volume was dated October 1911).

The materials on Austrian agricultural statistics contain mainly data characterising area, personnel in agricultural and forest enterprises, the use of agricultural machinery and the maintenance of draught animals. The characteristic of agricultural and forest enterprises in respect of the area of cultivated land and the use of agricultural machinery is given as a statistical grouping in the form of a combined table reflecting the interconnection between the two. The second half of the table (see p. 385) was compiled by Lenin from a number of tables in the said collection with the view to further dividing up the medium group of farms (2-100 ha) into 5 subgroups by area.

The grouping of agricultural and forest enterprises by productive area (see pp. 388-95) classifies the enterprises with regard to hired labour, Lenin obtained the statistical data on strictly family farms and on farms with persons not belonging to the family by reworking the data of Table 6 from the collection *Oesterreichische Statistik*. The material on Austrian statistics illustrated the development of capitalism in agriculture and was apparently intended by Lenin for use in later works on the agrarian question.

p. 383

<sup>122</sup> Schmelzle's article, "Die ländliche Grundbesitzverteilung, ihr Einfluss auf die Leistungsfähigkeit der Landwirtschaft und ihre Entwicklung" ("Distribution of Rural Land Holdings, Its Influence

on the Productivity and Development of Agriculture”), was published in *Annalen des Deutschen Reichs für Gesetzgebung, Verwaltung und Volkswirtschaft* No. 6. This issue was published on June 10 1913, so that Lenin could not have read the article before July 1913. p. 397

- <sup>123</sup> A reference to the work of H. Quante. “Grundkapital und Betriebskapital”. *Landwirtschaftliche Jahrbücher* von H. Thiel. XXXIV. Band, Heft 6. Berlin, 1905. S. 925-72 (“Land Capital and Production Capital”. H. Thiel’s *Agricultural Yearbooks*). p. 397
- <sup>124</sup> A reference to Dr. K. Vogeley’s work, *Landwirtschaftliche Betriebsverhältnisse Rhein Hessens. Arbeiten der Deutschen Landwirtschafts-Gesellschaft*. Heft 133 (*Production Relations in the Agriculture of the Rhine-Hesse. Transactions of the German Agricultural Society*, Part 133). p. 397
- <sup>125</sup> A quotation from Schmelzle of Dr. A. Burg’s work, *Beiträge zur Kenntnis des landwirtschaftlichen Betriebs im Vogelsberg. Arbeiten der Deutschen Landwirtschafts-Gesellschaft*. Heft 123 (*A Contribution to the Study of Agricultural Production in Vogelsberg. Transactions of the German Agricultural Society*, Part 123). p. 398
- <sup>126</sup> The extracts from E. Laur’s book date approximately to 1913, since they were made by Lenin between two entries dating to 1913. Lenin made use of the statistical data from 1886 to 1906, which enabled him to give a comprehensive characteristic of tendencies in the development of Swiss agriculture in that period. Together with other material, these data were apparently intended by Lenin for a continuation of his work, *New Data on the Laws Governing the Development of Capitalism in Agriculture*. p. 402
- <sup>127</sup> The manuscript of Lenin’s remarks on E. Jordi’s book, *The Electric Motor in Agriculture*, is among extracts from newspapers and journals for September 1914, in a notebook entitled “Engels, Savoy, etc., Certain Other Things, and Extracts on War”. p. 406
- <sup>128</sup> The documents published below are preparatory material for Lenin’s *New Data on the Laws Governing the Development of Capitalism in Agriculture*. Part One. *Capitalism and Agriculture in the United States of America*. This material consists of two parts: the first contains diverse variants of the plan for this work, and the second, statistical material from the American censuses taken in 1900 and 1910. “Remarks on American Agricultural Statistics” is an introduction to this statistical material (see pp. 416-20).

Lenin wrote the variants of the plan on the back of sheets containing his article, in German, “Der Opportunismus und der



Zusammenbruch der zweiten Internationale" ("Opportunism and the Collapse of the Second International") (see present edition, Vol. 22, pp. 108-20). The sheets are not numbered, so that the variants of the plan are arranged as they approximate the final plan given in the contents of the published book. Apart from complete variants of the plan, there are fragments of it on the same sheets.

"Remarks on American Agricultural Statistics" contain important methodological propositions on the study of types of farms and comparative characteristics of farm groupings under three heads: area, principal source of income, and gross cash income. Lenin emphasises the importance of grouping farms under the last two heads, and shows the limits of application and the shortcomings of the grouping by area alone, for it glosses over the displacement of small-scale production (lumping together a minority of growing farms with a mass of backward farms going to seed). In Lenin's grouping of farms by income, the land factor is subordinate to capital. The specific feature of Lenin's methodology in this case was the grouping (in a combined table) by two factors, which resulted in a comparison of the statistical data on farm area within the limits of one type of farm. Lenin believed the insufficient use of combined tables to be a flaw in American statistics, which failed to use combined tables showing type of farms (they gave 7-10 groups of farms, which Lenin reduced to three main groups, corresponding to three types of farm). On the 1900 Census Lenin wrote: "...here too, no classification gives all the essential characteristics of the type and size of farm" (present edition, Vol. 22, p. 61).

The second part of the preparatory material—"American Agrarian Statistics"—consists of the statistical data of the two American censuses taken in 1900 and 1910 processed by Lenin. They are: *Census Reports*. Volume V. *Twelfth Census of the United States*, taken in the year 1900. Agriculture. Part 1. Washington 1902, and *Thirteenth Census of the United States*, taken in the year 1910. Volume V. *Agriculture*. 1909 and 1910. Washington, 1914. On the back of the first three pages of extracts from the Thirteenth Census of 1910, there are extracts from Volume IV of the same census (*Statistics of Occupations*). In addition, there are some data drawn from the *Statistical Abstract of the United States*. Washington, 1912.

Lenin starts by giving a list of the extracts from the 1900 Census. The extracts from the Twelfth Census of 1900 take up 12 numbered pages (with certain phrases or words given in bold type or underlined), and those from the Thirteenth Census of 1910, 16 pages. In addition, there are several separate sheets with various calculations made by Lenin (e.g., the percentage of farms reporting horses in 1900-10). The results of these calculations are given in Lenin's *New Data on the Laws Governing the Development of Capitalism in Agriculture* (see present edition, Vol. 22, pp. 91-92).

Of the greatest value in Lenin's study and demonstration of capitalist development in general, and the displacement of small-scale by large-scale production in industry and agriculture, in particular, was the material of the Twelfth Census of 1900, which yielded the three different methods of grouping farms (by principal source of income, by acreage, and by value of the farm product—gross cash income). But here, as was noted above, none of the groupings is fully applied in respect of all the essential characteristics of the type and size of farm. In the results of the 1910 census, Lenin pointed out, even the traditional grouping of farms by acreage was not given in full. Lenin filled these gaps: he drew up a comprehensive (summary) table giving a comparison of the three groupings. In his analysis, Lenin showed that grouping by acreage (a method favoured by bourgeois statisticians) was limited and insufficient, and proved the need to modify the methods of inquiry, grouping, etc., in accordance with the forms of capitalist penetration into agriculture.

As has been said, the material of the Thirteenth Census of 1910 was poorer in content, so that Lenin was unable to make the same groupings, analyse them and draw the relevant conclusions. He made use of the absolute and part of relative data of the 1910 Census for a comparison. On pp. 442-45 of this volume, apart from data on agriculture, he gives data on population in the three main divisions of the United States: the industrial North, the former slave-holding South, and the homestead West; for these three main divisions Lenin wrote out data characterising the commercial character of livestock farming, notably, the concentration of livestock owned in the North. Lenin arrives at a general conclusion for the country as a whole that small and medium farms are being supplanted, and that large capitalist farms are growing. Further, on pp. 478-79 there are statistical data which Lenin used to refute the assertions of bourgeois economists that the law of the large-scale production supplanting the small-scale does not apply to agriculture. These data served as the basis for §15 ("A Comparative Picture of Evolution in Industry and Agriculture") of Lenin's *New Data on the Laws Governing the Development of Capitalism in Agriculture*. He arrives at the conclusion that "there is a remarkable similarity in the laws of evolution" in industry and agriculture.

Lenin began to work on the American 1900 statistics in Paris (in 1912), but did not finish working on this volume. In a letter to Isaac A. Hourwich, Washington, from Cracow on February 27, 1914, Lenin wrote: "When I made a study of American agricultural statistics (Vol. V. *Agriculture—Census of 1900*) in Paris, I found a great deal of interesting matter. Now, in Cracow, I am unable to obtain these publications" (see present edition, Vol. 36, p. 271). In a letter from Poronin to N. N. Nakoryakov in New York on May 18, 1914, he said he had received Volume V of the 1900 Census and asked for Volume V of the Thirteenth Census of 1910 (see present edition, Vol. 35, p. 140).

---

*New Data on the Laws Governing the Development of Capitalism in Agriculture. Part One. Capitalism and Agriculture in the United States of America* (see present edition, Vol. 22, pp. 13-102) was apparently completed in 1915, and in January 1916 sent from Berne to Maxim Gorky for Parus Publishers. In a letter he sent at the same time, Lenin wrote: "I have tried in as popular a form as possible to set forth new data about America which, I am convinced, are particularly suitable for the popularising of Marxism and substantiating it by means of facts.... I should like to continue, and subsequently also to publish, a second part—about Germany" (see present edition, Vol. 35, p. 212). The book was first published in 1917 by Zhizn i Znaniye Publishers. p. 408

---



## INDEX OF SOURCES

## A

- Annalen des Deutschen Reichs für Gesetzgebung, Verwaltung und Volkswirtschaft*, München-Berlin, 1910, N 6, S. 401-441; N 7, S. 481-518; N 8, S. 561-598; 1911, N 3-4, S. 161-248.—324-25, 326-27, 340-41, 353-54, 355.  
—1913, N 6, S. 401-434.—335, 397-401.
- Annuaire statistique de la Belgique*. Vingt-septième année.—1896. T. 27. Bruxelles, J.-B. Stevens 1897. X, 383, XII p.; 4 carte. (Ministère de l'Intérieur et de l'Instruction Publique).—224.
- Arbeiten der Deutschen Landwirtschafts-Gesellschaft*. Hft. 118. Betriebsverhältnisse der deutschen Landwirtschaft. Stück I. Verfasser: P. Teicke, W. Ebersbach, E. Langenbeck. Berlin, 1906. XXVI, 225 S.; 22 Tab.—398.
- Arbeiten der Deutschen Landwirtschafts-Gesellschaft*. Hft. 123. Betriebsverhältnisse der deutschen Landwirtschaft. Stück II. Verfasser: H. Aussel, A. Burg. Berlin, 1906 [1], 171 S.; 6 Tab.—398.
- Arbeiten der Deutschen Landwirtschafts-Gesellschaft*. Hft. 130. Betriebsverhältnisse der deutschen Landwirtschaft. Stück III. Verfasser: P. Gutknecht. Berlin, 1907. 215 S., 5 Tab.—398.
- Arbeiten der Deutschen Landwirtschafts-Gesellschaft*. Hft. 133. Betriebsverhältnisse der deutschen Landwirtschaft. Stück IV. Verfasser: G. Stenkhoff, B. Franz, K. Vogeley, Berlin, P. Parey, 1907. 139, 117 S.; 15 Tab.—397, 398.
- Arbeiten der Deutschen Landwirtschafts-Gesellschaft*. Hft. 218. Betriebsverhältnisse der deutschen Landwirtschaft. Stück XXI. Verfasser: O. Sprenger. Berlin, 1912. 80 S.; 2 Tab.—398, 400.
- Archiv für soziale Gesetzgebung und Statistik*, Berlin, 1894, Bd. VII, S. 626-652.—97  
—1900, Bd. XV, S. 406-418.—30, 31, 33, 107-10, 254.
- Auhagen, H.* "Über Groß- und Kleinbetrieb in der Landwirtschaft."—In: *Landwirtschaftliche Jahrbücher*, Berlin, 1896, Bd. XXV, S. 1-55.—31, 34, 39, 42, 49, 69, 70, 101, 104, 106 126-37, 252, 267, 268, 269, 271, 281.
- Aus dem literarischen Nachlaß von K. Marx, F. Engels und F. Lassalle*. Hrsg. von F. Mehring. Bd. III. Stuttgart, Dietz, 1902, VI, 491 S.—41, 50, 56, 57, 60.
- Avenel, G. Histoire économique de la propriété, des salaires, des denrées et de tous les prix en général depuis l'an 1200 jusque'en l'an 1800*. T. I. Paris, Imprimerie nationale, 1894. XXVII, 726 p.—81.

## B

- Backhaus, A. Agrarstatistische Untersuchungen über den preußischen Osten im Vergleich zum Westen.* Berlin, P. Parey, 1898. 303 S. (Berichte des landwirtschaftlichen Instituts der Universität Königsberg i. Pr. III).—108.
- “Die Arbeitsteilung in der Landwirtschaft.”—In: *Jahrbücher für Nationalökonomie und Statistik*, Jena, 1894, Folge 3, Bd. 8, S. 321-374.—75.
- Bang, G.* “Die landwirtschaftliche Entwicklung Dänemarks.”—In: *Die Neue Zeit*, Stuttgart, 1900-1901, Jg. XIX, Bd. II, N 45 S. 585-590; N 46, S. 622-631.—225, 277, 280.
- Baudrillart, H. Les populations agricoles de la France. La Normandie (passé et présent). Enquête faite au nom de l'Académie des sciences morales et politiques.* Paris, Hachette et Cie, 1880. XII, 428 p.—29, 30, 31, 35, 41, 49, 70, 97, 100, 258, 259.
- Les populations agricoles de la France.* [2-ème série]. Maine, Anjou, Touraine, Poitou, Flandre, Artois, Picardie, Ile-de-France. Passé et présent. Paris, Guillaumin et Cie, 1888. XII, 643 p.—29, 30, 31, 35, 41, 49, 70, 97, 100, 258, 259.
- Les populations agricoles de la France.* 3-e série. Les populations du Midi (Méditerranée, Alpes, Pyrénées, Massif Central), Provence, Comté de Nice, Comtat Venaissin, Roussillon, Comté de Foix Languedoc passé et présent. Paris, Guillaumin et Cie, 1893. VI, 655 p.—29, 30, 31, 35, 41, 49, 70, 97, 100, 258, 259.
- Bäuerliche Zustände in Deutschland.* Berichte, veröffentlicht vom Verein für Sozialpolitik. Bd. 1-3. Leipzig, Duncker u. Humblot, 1883. 3 Bd. (Schriften des Vereins für Sozialpolitik. XXII-XXIV).—29, 30, 39, 41, 42, 49, 101, 246.
- Bd. I. X, 320 S.—31, 34, 39, 84, 114, 115.
- Bd. 2. VIII, 344 S.—31, 34, 39, 84.
- Bd. 3. VI, 381 S.; 2 Tab.—281, 373, 374.
- Bensing, F. Der Einfluß der landwirtschaftlichen Maschinen auf Volks- und Privatwirtschaft.* Breslau, 1897. IX, 205 S.—88-95, 108, 238 249, 250, 270, 271.
- Bernstein, E. Die Voraussetzungen des Sozialismus und die Aufgaben der Sozialdemokratie.* Stuttgart, Dietz, 1899. X, 188 S.—266.
- Blondel, G. Etudes sur les populations rurales de l'Allemagne et la crise agraire.* Avec neuf cartes et plans. Paris, L. Larose et Forcel, 1897. XII, 522 p.; 9 carte.—31, 34.
- Böttger, H. Die Sozialdemokratie auf dem Lande.* Ein Beitrag zur deutschen Agrarpolitik. Leipzig, E. Diederichs, 1900. 155 S.—29 30, 32, 37, 41, 51, 57, 60, 64, 65.
- Brase-Linderode.* “Untersuchungen über den Einfluß der Verschuldung ländlicher Besitztümer auf deren Bewirtschaftung.”—In: *Landwirtschaftliche Jahrbücher*, Berlin, 1899, Bd. XXVIII, S. 253-310.—159, 160-68.
- Brentano, L. Agrarpolitik.* Ein Lehrbuch. I. Teil: Theoretische Einleitung in die Agrarpolitik. Stuttgart. J. G. Cotta, 1897. 145, VI S.—32, 75.

- Brinkmann, F. *Die Grundlagen der englischen Landwirtschaft und die Entwicklung ihrer Produktion seit dem Auftreten der internationalen Konkurrenz*. Hannover, M. und H. Schaper, 1909. 128 S.—398.
- Buchenberger, A. *Agrarwesen und Agrarpolitik*. Bd. I-II. Leipzig C. F. Winter, 1892-1893. 2 Bd. (Lehr- und Handbuch der politischen Ökonomie. Hauptabteilung III. Teil II).—69, 70.

## C

- Census reports*. Vol. 5. Twelfth Census of the United States, taken in the year 1900. Agriculture. P. I. Washington, United States Census Office, 1902. CCXXXVI, 767 p.; 18 plates.—408, 414, 421-41, 478-79.
- Chłapowo-Chłapowski, A. *Die belgische Landwirtschaft im 19. Jahrhundert*. Stuttgart, J. G. Cotta, 1900. X, 184 S. (Münchener volkswirtschaftliche Studien. 37. Stück).—29, 32, 36, 41, 49, 178-79.
- Conrad, J. "Agrarstatistik."—In: *Handwörterbuch der Staatswissenschaften*. 3. gänzlich umgearb. Aufl. Bd. I. Jena, G. Fischer, 1909, S. 237-255.—362-363.
- Die Stellung der landwirtschaftlichen Zölle in den 1903 zu schliessenden Handelsverträgen*. Beiträge zur neuesten Handelspolitik Deutschlands, herausgegeben vom Verein für Sozialpolitik. Leipzig, 1900. 155 S.—266.
- Coulet, E. *Le mouvement syndical et coopératif dans l'agriculture française*. La fédération agricole. Montpellier-Paris, Masson et Cie, 1898, VI, 230 p.—260, 261.

## D

- [Danielson, N.] *Die Volkswirtschaft in Rußland nach der Bauern-Emancipation*. Autorisierte Übersetzung aus dem Russischen von G. Polonsky. T. I-II. München, 1899. 2 T. Author: Nicolai—on.—97, 105.
- [Danmarks Statistik]. *Statistisk Tabelvaerk, Aeldste Raekke, 5 Haeft...* 1838. Udgivet af det Statistiske Bureau. København, [1840].—376.
- Statistisk Tabelvaerk, 3-de Raekke, 3-e Bind, indeholdende Tabeller over Kreaturholdet i Kongeriget Danmark og Hertugdømmet Slesvig den 15<sup>de</sup> Juli 1861 og i Hertugdømmet Holsteen og Hertugdømmet Lauenborg den 15<sup>de</sup> Februar 1862*. Udgivet af det Statistiske Bureau. København, Bogtrykkeri, 1864. XXXII, 100 S.—376.
- Statistisk Tabelvaerk, 3-de Raekke, 10 Bind, indeholdende Tabeller over Kreaturholdet i Kongeriget Danmark den 16<sup>de</sup> Juli 1866*. Udgivet af det Statistiske Bureau. København, Bogtrykkeri, 1868. XI, 135 S.—376.
- Statistisk Tabelvaerk, 3-de Raekke, 24 Bind, indeholdende Oversigter over Kreaturholdet i Kongeriget Danmark den 15<sup>de</sup> Juli 1871*. Udgivet af det Statistiske Bureau. København, Bogtrykkeri, 1873. XI, 133 S.—376.

- Statistisk Tabelvaerk, 4-de Raekke, Litra C, N 1.* Kreaturholdet den 17<sup>de</sup> Juli 1876. Udgivet af det Statistiske Bureau. København Bogtrykkeri, 1878. XXI, 136 S.—376.
- [*Danmarks Statistik*]. *Statistisk Tabelvaerk, 4-de Raekke, Litra C, N 3.* Kreaturholdet den 15<sup>de</sup> Juli 1881. Udgivet af det Statistiske Bureau. København, Bogtrykkeri, 1882. XXVIII, 135 S.—376.
- Statistisk Tabelvaerk, 4-de Raekke, Litra C, N 6.* Kreaturholdet den 16<sup>de</sup> Juli 1888. Udgivet af det Statistiske Bureau. København Bogtrykkeri, 1889. LXIV, 151 S.—376, 377, 378-79, 380, 381 382.
- Statistisk Tabelvaerk, 4-de Raekke, Litra C, N 8.* Kreaturholdet den 15<sup>de</sup> Juli 1893. Udgivet af det Statistiske Bureau. København Bogtrykkeri, 1894. LXIII, 163 S.—376, 377, 378-79.
- Statistisk Tabelvaerk, 5-de Raekke, Litra C, N 2.* Kreaturholdet den 15<sup>de</sup> Juli 1898. Udgivet af Statens Statistiske Bureau. København, Bogtrykkeri, 1901. 52, 144 S.—376, 377, 378-79.
- Statistisk Tabelvaerk, 5-de Raekke, Litra C, N 5.* Kreaturholdet i Danmark den 15<sup>de</sup> Juli 1909. Udgivet af Statens Statistiske Bureau. København, Bogtrykkeri, 1911. 51, 174 S.—376, 377, 378-81.
- Statistiske Meddelelser, 4-de Raekke, 5-e Bind, 4-de Haeft.* Kreaturtaellingen i Danmark den 15<sup>de</sup> Juli 1898. Udgivet af Statens Statistiske Bureau. København, Bogtrykkeri, 1899. 15 S.—376, 377, 378-79.
- Statistiske Meddelelser, 4-de Raekke, 16-de Bind, 6-e Haeft.* Kreaturholdet i Danmark den 15<sup>de</sup> Juli 1903. Udgivet af Statens Statistiske Bureau. København, Bogtrykkeri, 1904. 3, 60 S.—376, 377, 378-79.
- David, E. "Bäuerliche Barbaren."—In: *Sozialistische Monatshefte*, Berlin, 1899, N 2, S. 62-71.—31, 34, 100, 111-15, 265.
- Sozialismus und Landwirtschaft.* Bd. 1. Die Betriebsfrage. Berlin, Verl. der Sozialistischen Monatshefte, 1903. 703 S.—41, 44, 48, 69, 70, 191, 238, 265-80, 281.
- "Zur Beweisführung unserer Agrarier."—In: *Die Neue Zeit*, Stuttgart, 1894-1895, Jg. XIII, Bd. II, N 36, S. 293-303.—240.
- Déherain, P.-P. *Les plantes de grande culture.* Blé, pommes de terre, betteraves fourragères et betteraves de distillerie, betteraves à sucre. Paris, Carré et Naud, 1898. XVIII, 236 S.—264.
- Delbrück, M. "Die deutsche Landwirtschaft an der Jahrhundertwende."—In: *Preussische Jahrbücher*, Berlin, 1900, Bd. 99 S. 193-205.—109-10.
- Die Deutsche Volkswirtschaft am Schlusse des 19 Jahrhunderts.* Auf Grund der Ergebnisse der Berufs- und Gewerbezahlung von 1895 und nach anderen Quellen bearbeitet im Kaiserlichen Statistischen Amt. Berlin, Puttkammer u. Mühlbrecht, 1900. VII, 209 S.—195, 212-13.
- Drechsler, H. "Die bäuerlichen Zustände in einigen Teilen der Provinz Hannover."—In: *Bäuerliche Zustände in Deutschland.* Berichte, veröffentlicht vom Verein für Sozialpolitik Bd. 3. Leipzig, Duncker u. Humblot, 1883, S. 59-112, 2 Tab. (Schriften des Vereins für Sozialpolitik. XXIV).—281, 373, 374.



- “Die Verteilung des Grundbesitzes und der Viehhaltung im Bezirke des landwirtschaftlichen Kreisvereins Göttingen.”—In: *Landwirtschaftliche Jahrbücher*, Berlin, 1886, Bd. XV, S. 753-811.—281, 373, 374
- Dühring, E. Kursus der National- und Sozialökonomie einschließlich der Hauptpunkte der Finanzpolitik.* Berlin, T. Grieben, 1873. XII, 563 S.—82.

## E

- Engels, F.* “Die Bauernfrage in Frankreich und Deutschland.”—In: *Die Neue Zeit*, Stuttgart, 1894-1895, Jg. XIII, Bd. I, N 10, S. 292-306.—29, 30, 32, 36, 40, 41, 45, 51, 57, 60, 64, 65, 70, 106, 265.
- Vorbemerkung.*” [zu: Der Deutsche Bauernkrieg]. 1. Juli 1874.—In: F. Engels. *Der Deutsche Bauernkrieg.* Leipzig, 1875, S. 3-19.—41, 265.
- Zur Wohnungsfrage.* S.-Abdr. aus dem “Volksstaat” von 1872. Zweite, durchges. Aufl. Hottingen-Zürich, 1887. 72 S. (Sozialdemokratische Bibliothek. XIII).—34.
- Ergebnisse der Erhebungen über die Lage der bäuerlichen Landwirtschaft in den Gemeinden Willsbach OA Weinsberg, Öschelbronn OA Herrenberg, Oberkollwangen OA Calw, Wiesenbach OA Gerabronn, Ingerkingen OA Biberach und Christazhofen OA Wangen des Königreichs Württemberg 1884-1885.* Stuttgart, W. Kohlhammer, 1886. 392 S.—41, 42, 49.
- Ergebnisse der Erhebungen über die Lage der Landwirtschaft im Großherzogtum Baden 1883.* [Karlsruhe, Braun, 1883]. 185 S.; 8 Taf. (In: *Erhebungen über die Lage der Landwirtschaft im Großherzogtum Baden 1883, veranstaltet durch das Großherzogliche Ministerium des Innern.* Bd. 4).—29, 30, 31, 32, 34, 35, 38, 39, 41, 42, 49, 70, 180-85.
- Erhebungen über die Lage der Landwirtschaft im Großherzogtum Baden 1883, veranstaltet durch das Großherzogliche Ministerium des Innern.* Bd. 1-3. Karlsruhe, Braun, 1883. 3 Bd.—29, 30 31, 32, 34, 35, 38, 39, 41, 42, 49, 70, 181-82.
- “Ermittelungen über die allgemeine Lage der Landwirtschaft in Preußen.” Aufgenommen im Jahre 1888-89. I und II T.—In: *Landwirtschaftliche Jahrbücher*, Berlin, 1890-1891, Bd. XVIII, Ergänzungsband 3; Bd. XIX, Ergänzungsband 4.—70.

## F

- Fischer, G. Die soziale Bedeutung der Maschinen in der Landwirtschaft.* Leipzig, Duncker u. Humblot, 1902. 1, 66 S. (Staats- und sozialwissenschaftliche Forschungen. Bd. XX, Hft. 5).—238, 248-55, 270, 271, 280.
- Fritsch, J. Les Engrais.* T. I-II. Paris, L. Laveur, S. a. 2 t. (L'agriculture au XX<sup>e</sup> siècle.)—348-49.
- Frost, G.* “Feld- und Waldbahnen.”—In: *Technische Rundschau*, Berlin, 1899, N 43.—109.

## G

- Garola, C.-V. Engrais.* Paris. 1903.—348-49.
- Grabmayr, K. Die Agrarreform im Tiroler Landtag.* Meran, F. W. Ellmenreich, 1896. 157 S.—169.
- Schuldnot und Agrarreform.* Eine agrarpolitische Skizze mit besonderer Berücksichtigung Tirols. Meran, F. W. Ellmenreich, 1894. XII, 211 S.—168-69.
- Grandeau. Annales de la Station agronomique de l'Est.*—263, 264.
- Grohmann, H.* "Die Niederländische Landwirtschaft im Jahre 1890."—In: *Landwirtschaftliche Jahrbücher*, Berlin, 1893, Bd. XXII, S. 741-799.—226-27.
- Grunenberg, A. Die Landarbeiter in den Provinzen Schleswig-Holstein und Hannover östlich der Weser, sowie in dem Gebiete des Fürstentums Lübeck und der freien Städte Lübeck, Hamburg und Bremen.* Tübingen, H. Laupp, 1899. X, 212 S. (Die Landarbeiter in den evangelischen Gebieten Norddeutschlands. In Einzeldarstellungen nach den Erhebungen des Evangelisch-Sozialen Kongresses hrsg. von M. Weber. 2. Hft.).—253.

## H

- Haggard, R. Rural England.* Being an account of agricultural and social researches carried out in the year 1901-1902. Vol. I-II. London, N. York and Bombay, Longmans, Green and Co., 1902. 2 vol.—70.
- Hainisch, M. Die Zukunft der Deutsch-Österreicher.* Eine statistisch-volkswirtschaftliche Studie, Wien, F. Deuticke, 1892. VIII, 165 S.—168.
- Hand and Machine Labor.* Vol. I-II. Washington, Government printing office, 1899. 1604 pp. 2 vol. (Thirteenth Annual Report of the Commissioner of Labor. 1898.)—270, 282-86.
- Handwörterbuch der Staatswissenschaften.* 3. gänzlich umgearb. Aufl. Bd. I. Jena, G. Fischer, 1909, S. 237-255.—362-63.
- Hasbach, W. Die englischen Landarbeiter in den letzten hundert Jahren und die Einhegungen.* Leipzig, Duncker u. Humblot, 1894. XII, 410 S. (Schriften des Vereins für Sozialpolitik. LIX).—76, 77.
- Hecht, M. Die Badische Landwirtschaft am Anfang des XX. Jahrhunderts.* Mit 6 Taf. u. 12 Karten. Karlsruhe, Braun, 1903. X, 262 S. (Volkswirtschaftliche Abhandlungen der Badischen Hochschulen. VII. Bd. I. Ergänzungsband).—399.
- Drei Dörfer der badischen Hard.* Eine wirtschaftliche und soziale Studie. Leipzig, Wilhelm, 1895. 94 S.—29, 30, 31, 34, 38, 39, 41, 42, 49, 70, 101, 104, 111, 115, 116-25, 276, 279.
- Herkner, H. Die Arbeiterfrage.* 2. völlig umgearb. und stark verm. Aufl. Berlin, 1897. XVI, 608 S.—251.
- Hertz, F. O. Die agrarischen Fragen im Verhältnis zum Sozialismus.* Mit einer Vorrede von Ed. Bernstein. Wien, 1899. VII, 141 S.—29, 31, 32, 33, 34, 35, 36, 40, 41, 48, 76, 84, 87, 96-104, 266.

- Holmes, G. K. "Progress of agriculture in the United States."—In: *Yearbook of the United States Department of Agriculture*. 1899. Washington, 1900, pp. 307-334.—254.
- Holtz, T. *Die agrarischen Aufgaben der Gegenwart*. 2. unveränderte Aufl. Jena, G. Fischer, 1895. VIII, 190 S.—69, 70.
- Handbuch der landwirtschaftlichen Betriebslehre*. 2. umgearb. Aufl. Berlin, Verl. für Landwirtschaft, Gartenbau und Forstwesen, 1896. VIII, 638 S.—69, 70.
- Die ländliche Arbeiterklasse und der preußische Staat*. Jena, G. Fischer, 1893. VI, 300 S.—251.
- Vorlesungen über Agrarwesen und Agrarpolitik*. Jena, G. Fischer, 1899. VI, 294 S.—80.
- Hubach, C. "Ein Beitrag zur Statistik der Verschuldung des ländlichen Grundbesitzes in Nieder-Hessen."—In: *Landwirtschaftliche Jahrbücher*, Berlin, 1894, Bd. XXIII, S. 1035-1043.—70.
- Huschke, L. *Landwirtschaftliche Reinertrags-Berechnungen bei Klein-, Mittel- und Großbetrieb dargelegt an typischen Beispielen Mittelthüringens*. Jena, G. Fischer, 1902. VI, 184 S. (Abhandlungen des staatswissenschaftlichen Seminars zu Jena. Bd. 1. Hft. 4.)—70, 287-93.

## J

- Jahrbuch der deutschen Landwirtschafts-Gesellschaft*, Berlin, 1899, Bd. 14, S. 141-145.—109.
- Jahrbuch für Gesetzgebung, Verwaltung und Volkswirtschaft im Deutschen Reich*, Leipzig, 1899, 23. Jg., Hft. 4, S. 283-346.—248.
- Jahrbücher für Nationalökonomie und Statistik*, Jena, 1894, Folge 3, Bd. 8, S. 321-374.—75.
- Jordi, E. *Der Elektromotor in der Landwirtschaft*, Bern, 1910.—406-07.

## K

- Kautsky, K. *Die Agrarfrage*. Eine Übersicht über die Tendenzen der modernen Landwirtschaft und die Agrarpolitik der Sozialdemokratie. Stuttgart, Dietz, 1899. VIII, 451 S.—31, 34, 37, 40 44, 45, 46, 48, 101, 102, 112-13, 115, 128, 248, 266, 276.
- "Die Elektrizität in der Landwirtschaft."—In: *Die Neue Zeit*, Stuttgart, 1900-1901, Jg. XIX, Bd. I, N 18, S. 565-572.—30, 31, 34, 254.
- Das Erfurter Programm in seinem grundsätzlichen Teil*. Stuttgart, Dietz, 1892. VIII, 262 S.—65.
- Die soziale Revolution*. I. Sozialreform und soziale Revolution. Berlin, Exp. der Buchh. "Vorwärts", 1902. 64 S.—42, 70.
- Die soziale Revolution*. II. Am Tage nach der sozialen Revolution. Berlin, Exp. der Buchh. "Vorwärts", 1902. 48 S.—42, 70.
- "Tolstoi und Brentano."—In: *Die Neue Zeit*, Stuttgart, 1900-1901, Jg. XIX, Bd. II, N 27, S. 20-28.—32.
- "Sozialismus und Landwirtschaft."—In: *Die Neue Zeit*, Stuttgart, 1902-1903, Jg. 21, Bd. I, N 22, S. 677-688; N 23, S. 731-735; N 24, S. 745-758; N 25, S. 781-797; N 26, S. 804-819.—64, 65.

- “Zwei Kritiker meiner *Agrarfrage*.”—In: *Die Neue Zeit*, Stuttgart, 1899-1900, Jg. XVIII, Bd. I, N 10, S. 292-300- N 11, S. 338-346; N 12, S. 363-368; N 14, S. 428-463; N 15, S. 470-477.—34.
- Keup, E. und Mührer, R. *Die volkswirtschaftliche Bedeutung von Groß- und Kleinbetrieb in der Landwirtschaft*. Mit einer Einleitung von Dr. O. Auhausen. Berlin. 1913. XXXI, 414 S.—398.
- Klawki, K. “Über Konkurrenzfähigkeit des landwirtschaftlichen Kleinbetriebes.”—In: *Landwirtschaftliche Jahrbücher*, Berlin, 1899, Bd. XXVIII, S. 363-484.—29, 30, 31, 34, 38, 41, 42, 49, 69, 70, 138-59, 251.

## L

- “Die Landfrage auf den Kongressen der Internationale.” Eine Reminiscenz.—In: *Die Neue Zeit*, Stuttgart, 1894-1895, Jg. XIII, Bd. I, N 12, S. 357-364.—41.
- Die Landwirtschaft in Bayern*. Nach der Betriebszählung vom 12. Juni 1907. Hft. 81 der Beiträge zur Statistik des Königreichs Bayern. Hrsg. vom K. Statistischen Landesamt. München, Lindauer, 1910. [3], 215, 225 S.; 3 Kart.—400.
- Die landwirtschaftliche Enquête im Großherzogtum Hessen*. Veranstaltet vom Großherzogtums Ministerium des Innern und der Justiz in den Jahren 1884, 1885 und 1886. Bd. I-II.—70.
- Landwirtschaftliche Jahrbücher*, Berlin, 1886, Bd. XV, S. 753-811.—281, 373, 374.
- 1887, Bd. XVI, S. 481-530.—108.
- 1890, Bd. XVIII, Ergänzungsband 3. XIX, 648 S.—70.
- 1891, Bd. XIX, Ergänzungsband 4. 579 S.—70.
- 1893, Bd. XXII, S. 741-799.—226-27.
- 1894, Bd. XXIII, S. 1035-1043.—70.
- 1896, Bd. XXV, S. 1-113.—31, 34, 39, 41, 42, 49, 69, 70, 100, 101, 105, 106, 126-37, 231-39, 251, 267, 268, 271, 275, 281, 397.
- 1899, Bd. XXVIII, S. 253-310, 363-484.—29, 30, 31, 34, 38, 39, 41, 42, 49, 69, 70, 138-59, 160-68, 251.
- 1905, Bd. XXXIV, S. 925-972.—397, 399.
- Landwirtschaftliche Statistik der Länder der ungarischen Krone*. Bd. IV-V. Budapest, 1900. 2 Bd.—373, 374.
- Lange, F. A. J. *St. Mill's Ansichten über die soziale Frage und die angebliche Umwälzung der Sozialwissenschaft durch Carey*. Duisburg, Falk und Lange, 1866. VIII, 256 S.—82.
- Laur, E. *Grundlagen und Methoden der Bewertung, Buchhaltung und Kalkulation in der Landwirtschaft*. Berlin, 1911.—399.
- Statistische Notizen über die Entwicklung der schweizerischen Landwirtschaft in den letzten 25 Jahren*. Brugg, 1907.—402-05.
- Lecouteux, E. *L'agriculture à grands rendements*. Paris, 1892. 363 p. (Bibliothèque agricole).—70.
- Cours d'économie rurale*. T. 1-2. Paris, 1872-1879. 2 t.—70.
- Losch, H. “Die Veränderungen im wirtschaftlichen und gesellschaftlichen Aufbau der Bevölkerung Württembergs nach den Ergebnisse der Berufs- und Betriebszählung vom 12. Juni 1907.”—In: *Württembergische Jahrbücher Statistik und Landeskunde*, Stuttgart, 1911, Hft. 1, S. 94-190.—399.

## M

- Mack, P. Der Aufschwung unseres Landwirtschaftsbetriebes durch Verbilligung der Produktionskosten.* Eine Untersuchung über den Dienst, den Maschinenteknik und Elektrizität der Landwirtschaft bieten. Königsberg, 1900. 56 S.—30, 31, 33, 109.
- Malthus, T. R. An Essay on the Principle of Population or a View of Its Past and Present Effects on Human Happiness.* London, Ward, Lock and Co., [1890]. XLII, 614 p.—82.
- Martiny, B. Prüfung der "Thistle"-Melkmasehine.* Aus Veranlassung der deutschen Landwirtschafts-Gesellschaft ausgeführt. Berlin, Unger, 1899. 117, 83 S. (Arbeiten der deutschen Landwirtschafts-Gesellschaft. Hft. 37).—109.
- Marx, K. Das Kapital.* Kritik der politischen Ökonomie. Bd. I. Buch 1: Der Produktionsprozeß des Kapitals. Hamburg, O. Meissner, 1867. XII, 784 S.—267, 268.
- Das Kapital.* Kritik der politischen Ökonomie. Bd. I. Buch I: Der Produktionsprozeß des Kapitals. 3. verm. Aufl. Hamburg, O. Meissner, 1883. XXIII, 808 S.—108.
- Das Kapital.* Kritik der politischen Ökonomie. Bd. III, T. 2. Buch III: Der Gesamtprozeß der kapitalistischen Produktion. Kap. XXIX bis LII. Hrsg. von F. Engels, Hamburg, Meissner, 1894. IV, 422 S.—30, 34, 40, 45, 46, 47, 70, 73, 275, 278.
- Maurice, F. L'agriculture et la question sociale.* La France agricole et agraire. Paris, Savine, 1892. 380 p.—29, 31, 35, 36, 99, 173-77.
- Mill, J. St. Principles of Political Economy with Some of Their Applications to Social Philosophy.* 4 Ed. Vol 1. London, J. W. Parker and son, 1857, XVI, 606 pp.—278.
- Mitteilungen der deutschen Landwirtschafts-Gesellschaft,* Berlin, 1899 Jg. 14, Stück 17, 25. September, S. 201-274.—108.

## N

- Die Neue Zeit,* Stuttgart, 1894-1895, Jg. XIII, Bd. I, N 10 S. 292-306.—29, 30, 32, 36, 40, 41, 45, 51, 57, 60, 64, 65, 70, 106, 265.
- 1894-1895, Jg. XIII, Bd. I, N 12. S. 357-364.—41.
- 1894-1895, Jg. XIII, Bd. II, N 36. S. 293-303.—240.
- 1899-1900, Jg. XVIII, Bd. 1, N 10, S. 292-300; N 11, S. 338-346; N 12, S. 363-368; N 14, S. 428-463; N 15, S. 470-477.—34.
- 1900-1901, Jg. XIX, Bd. I, N 18, S. 565-572.—30, 31, 34, 254.
- 1900-1901, Jg. XIX, Bd. II, N 45, S. 585-590; N 46, S. 622-631.—225, 277, 280.
- 1900-1901, Jg. XIX, Bd. II, N 27, S. 20-28.—32
- 1902-1903, Jg. 21, Bd. 1, N 22, S. 677-688; N 23, S. 731-735; N 24 S. 745-758; N 25, S. 781-797; N 26, S. 804-819.—64, 65.
- Neuere Erfahrungen auf dem Gebiete des landwirtschaftlichen Betriebswesens.* Neunzehn Vorträge gehalten auf dem von der Deutschen Landwirtschafts-Gesellschaft veranstalteten VII. Lehrgänge für Wanderlehrer zu Eisenach vom 31. März bis 6. April 1910, Berlin,

1910. XI, 460 S. (Arbeiten der Deutschen Landwirtschafts-Gesellschaft. Heft 167).—399.

*Nicolai*—on—see Danielson.

*Nossig, A. Revision des Sozialismus*, Bd. 2. Das System des Sozialismus. (Die moderne Agrarfrage). Berlin-Bern, 1902. VII, 587 S.—40, 48, 263-64.

## O

*Österreichische Statistik* hrsg. von der K. K. Statistischen Zentralkommission. Bd. LXXXIII. Hft. I. Ergebnisse der landwirtschaftlichen Betriebszählung vom 3. Juni 1902 in den im Reichsrate vertretenen Königreichen und Ländern. I. Hft. Analytische Bearbeitung. Summarische Daten für das Reich, die Verwaltungsgebiete und Ländern, nebst Anhang, enthaltend Übersichten nach natürlichen Gebieten. Bearb. von dem Bureau der K. K. Statistischen Zentralkommission. Wien, 1909. [4], XLV, 65 S.—369, 383, 384-85, 393-95, 396.

*Österreichisches statistisches Handbuch für die im Reichsrate vertretenen Königreiche und Länder*. 27. Jg. 1908. Hrsg. von der K. K. Statistischen Zentralkommission. Wien, 1909. IV, 506 S.—383, 386-87.

*Österreichisches statistisches Handbuch für die im Reichsrate vertretenen Königreiche und Länder*. 28. Jg. 1909. Hrsg. von der K. K. Statistischen Zentralkommission. Wien, 1910. IV, 510 S.—383, 386, 388-92, 396.

*Österreichisches statistisches Handbuch für die im Reichsrate vertretenen Königreiche und Länder*. 29. Jg. 1910. Hrsg. von der K. K. Statistischen Zentralkommission. Wien, 1911. IV, 484 S.; 3 Diagr.—383.

## P

*P. S.* "Die neuere russische Gesetzgebung über den Gemeindebesitz."—In: *Archiv für soziale Gesetzgebung und Statistik*, Berlin, 1894, Bd. VII, S. 626-652.—97.

*Petersilie, A.* "Schichtung und Aufbau der Landwirtschaft in Preußen und seinen Provinzen, nach den Betriebszählungen von 1882, 1895 und 1907."—In: *Zeitschrift des Königlich Preussischen Statistischen Landesamts*, Berlin, 1913, 53. Jg., S. 67-108.—399.

Preussische Jahrbücher, Berlin, 1900, Bd. 99, S. 193-205.—110.

*Pringsheim, O.* "Landwirtschaftliche Manufaktur und elektrische Landwirtschaft."—In: *Archiv für soziale Gesetzgebung und Statistik*, Berlin, 1900, Bd. XV, S. 406-418.—30, 31, 33, 107-10, 254.

*Protokoll über die Verhandlungen des Parteitages der Sozialdemokratischen Partei Deutschlands*. Abgehalten zu Breslau vom 6. bis 12. Oktober 1895. Berlin, Exp. der Buchh. "Vorwärts", 1895. 223 S.—41, 69.

*Protokoll über die Verhandlungen des Parteitages der Sozialdemokratischen Partei Deutschlands*. Abgehalten zu Hannover vom 9. bis 14. Oktober 1899. Berlin, Exp. der Buchh. "Vorwärts", 1899. 304 S.—65.

## Q

Quante, H. "Grundkapital und Betriebskapital."—In: *Landwirtschaftliche Jahrbücher*, Berlin, 1905, Bd. XXXIV, S. 925-972.—397, 399.

## R

*La Revue Socialiste*, Paris, 1899, T. XXIX. janvier-juin, p. 219-237.—260, 261-62.

Ricardo, D. *On the Principles of Political Economy and Taxation*. Third edition. London, Murray, 1821. XII, 538 pp.—40, 47.

Rocquigny, R. *Les syndicats agricoles et leur oeuvre*. Paris, A. Colin et Cie, 1900. VIII, 412 p.; 1 carte. (Bibliothèque du Musée Social).—57, 63, 69, 70, 262.

Rouanet, G. "Revue économique. Du danger et de l'avenir des syndicats agricoles."—In: *La Revue Socialiste*, Paris, 1899, T. XXIX, janvier-juin, p. 219-237.—260, 261-62.

Rümker, K. "Benkendorf und seine Nebengüter." Skizze eines landwirtschaftlichen Musterbetriebes der Provinz Sachsen.—In: *Landwirtschaftliche Jahrbücher*, Berlin, 1887, Bd. XVI, S. 481-530.—108.

## S

Schmelzle, H. "Grundsätzliches zur Fleischteuerung."—In: *Wochenblatt des landwirtschaftlichen Vereins in Bayern*, München, 1912, N 47 [und folgende].—401.

—"Die ländliche Grundbesitzverteilung, ihr Einfluß auf die Leistungsfähigkeit der Landwirtschaft und ihre Entwicklung."—In: *Annalen des Deutschen Reichs für Gesetzgebung, Verwaltung und Volkswirtschaft*, München-Berlin, 1913, N 6, S. 401-434.—335, 397-401.

Seignouret, M. E. *Essais d'économie sociale et agricole*. Beaugency, J. Laffray, 1897. VII, 300 p.—186-88.

Sering, M. *Die Agrarfrage und der Sozialismus*. [Review of the book:] Kautsky, K. *Die Agrarfrage*. Eine Übersicht über die Tendenzen der modernen Landwirtschaft und die Agrarpolitik der Sozialdemokratie. Stuttgart, 1899, Dietz Nachf., VII u. 451 S.—In: *Jahrbuch für Gesetzgebung, Verwaltung und Volkswirtschaft im Deutschen Reich*, Leipzig, 1899, 23. Jg., Hft. 4, S. 283-346.—248.

—*Die Bodenbesitzverteilung und die Sicherung des Kleingrundbesitzes*.—In: Verhandlungen der am 20. und 21. März 1893 in Berlin abgehaltenen Generalversammlung des Vereins für Sozialpolitik über die ländliche Arbeiterfrage und über die Bodenbesitzverteilung und die Sicherung des Kleingrundbesitzes. Leipzig, Duncker u. Humblot, 1893, S. 135-150. (Schriften des Vereins für Sozialpolitik. Bd. LVIII).—398.

—*Die innere Kolonisation im östlichen Deutschland*. Leipzig, Duncker u. Humblot, 1893. IX, 330 S. (Schriften des Vereins für Sozialpolitik. Bd. LVI).—239, 266, 268.

- Seufferheld, A. Die Anwendung der Elektrizität im landwirtschaftlichen Betriebe, aus eigener Erfahrung mitgeteilt.* Stuttgart, Ulmer, 1899. 42 S.—109.
- Sinell.* "Über den augenblicklichen Umfang der Verwendung von Elektrizität in der Landwirtschaft."—In: *Jahrbuch der deutschen Landwirtschafts-Gesellschaft*, Berlin, 1899, Bd. 14, S. 141-145, in section: Die Winterversammlung 1899 zu Berlin.—109.
- Sismondi, S. Études sur l'économie politique.* T. I. Paris, C. Treuttel et Würtz, 1837. XI, 470 p.—265.
- Sociale Rundschau*, Wien.—169.
- Souchon, A. La propriété paysanne.* Étude d'économie rurale. Paris Larose et Forcel, 1899. VIII, 257 p.—29, 30, 35, 41, 49, 70, 81, 99, 170-72, 220.
- Sozialistische Monatshefte*, Berlin, 1889, N 2, S. 62-71.—31, 34, 100, 111-15, 265.
- Statistik des Deutschen Reichs, Neue Folge, Bd. 112.* Die Landwirtschaft im Deutschen Reich. Nach der landwirtschaftlichen Betriebszählung vom 14. Juni 1895. Bearbeitet im Kaiserlichen Statistischen Amt. Berlin, Puttkammer u. Mühlbrecht. 1898. VIII, 70, 500 S.—29, 30, 31, 32, 35, 38, 39, 41, 42, 70, 189-217, 224-25, 267, 299 318-19, 332-38, 341, 358, 359, 360-61, 362, 363, 373, 374.
- Statistik des Deutschen Reichs, Bd. 202.* Berufs- und Betriebszählung vom 12. Juni 1907. Berufsstatistik. Hrsg. vom Kaiserlichen Statistischen Amte. Abteilung I. Einführung. Die Reichsbevölkerung nach Haupt- und Nebenberuf. Berlin, Puttkammer u. Mühlbrecht 1909. [5], 240, 134 S.—298, 342-45, 370-71.
- Statistik des Deutschen Reichs, Bd. 211.* Berufs- und Betriebszählung vom 12. Juni 1907. Berufsstatistik. Abteilung X. Die berufliche und soziale Gliederung des deutschen Volkes. Bearbeitet im Kaiserlichen Statistischen Amte. Berlin, Puttkammer u. Mühlbrecht, 1913. [6], 325, 270 S.—298, 355.
- Statistik des Deutschen Reichs, Bd. 212.* Berufs- und Betriebszählung vom 12. Juni 1907. Landwirtschaftliche Betriebsstatistik. Hrsg. vom Kaiserlichen Statistischen Amte. Teil 1 a, 1 b, 2 a. Berlin, [1909-1910]. 3 T.—297-375.  
Teil 1 a, [1], 14, 366 S.—190, 297, 298, 300-01, 367.  
Teil 1 b, S. 367-681.—297, 298, 302-09, 324-27, 328-29, 347, 356, 366.  
Teil 2 a, [6], 380 S.—189, 194-95, 196-97, 198, 203, 205, 211, 297, 298, 299, 310-23, 334, 335, 336, 337, 338, 367, 368.
- Statistische Monatsschrift*, Wien, 1901, Jg. 27, Nr. 1.—169.
- Statistisches Jahrbuch für das Deutsche Reich.* Hrsg. vom Kaiserlichen Statistischen Amte. 31. Jg. 1910. Berlin, Puttkammer u. Mühlbrecht, 1910. XXXII 410, 67 S., 2 Diagr.—298.
- Statistique agricole de la France.* Résultats généraux de l'enquête décennale de 1892. Paris, 1897. 451, 365 S.—29, 30, 31, 35, 17(), 218-23, 224.
- Statistique de la Belgique.* Agriculture. Recensement général de 1880.—224.
- Stumpfe, E. Der kleine Grundbesitz und die Getreidepreise.* Leipzig, Duncker u. Humblot, 1897. 130 S. (Staats- und sozialwissenschaftliche Beiträge. Bd. III. Hft. 2).—42, 49, 240-47.



- “Über die Konkurrenzfähigkeit des kleinen und mittleren Grundbesitzes gegenüber dem Großgrundbesitze.”—In: *Landwirtschaftliche Jahrbücher*, Berlin, 1896, Bd. XXV, S. 57-113.—41, 70, 101, 231-39, 251, 268, 269, 275, 397.

## T

- Technische Rundschau*, Berlin, 1899, N 43.—109.
- Thiel's Landwirtschaftliche Jahrbücher*—see *Landwirtschaftliche Jahrbücher*.
- Thirteenth Census of the United States, taken in the year 1910*. Vol. IV-V. Washington, Government Printing Office, 1913-1914. 2 V. (Department of Commerce. Bureau of the Census).
- Vol. IV. Population. 1910. Occupation Statistics. 1914. 615 pp.—482-86.
- Vol. V. Agriculture. 1909-1910. General Report and Analysis. 1913. 927 pp.—442-81.
- Vol. V. Abstract of the Census. 1914.—451, 469, 485.
- Tourdonnet, de Étude sur le métayage en France*.—258.
- Turgot, A. R. J. Oeuvres*. Nouv. éd. classée par ordre de matières avec les notes de Dupont de Nemours augm. de lettres inéd., des questions sur le commerce, et d'observations et de notes nouv. par E. Daire et H. Dussard et précédée d'une notice sur la vie et les ouvrages de Turgot par E. Daire. T. I. Paris, Guillaumin, 1894. CXVIII, 675 p.—278.
- Turot, P. L'enquête agricole de 1866-1870*. Résumée. Paris, 1877. XV, 504 p.—257.

## U

- Uitkomsten van het Onderzoek naar den Toestand van den Landbouw in Nederland, ingesteld door de Landbouwcommissie, benoemd bij Koninklijk besluit vom 18. Sept. 1886*. [4 banden]. Gravenhage, 1890.—226-30.
- Untersuchung der wirtschaftlichen Verhältnisse in 24 Gemeinden des Königreichs Bayern*. München, R. Oldenbourg, 1895. XXXII, 575 S.—41, 42, 49, 70, 88, 246.
- Untersuchungen betreffend die Rentabilität der schweizerischen Landwirtschaft im Erntejahr 1909/10*. Bericht des schweizerischen Bauernsekretariats an das schweizerische Landwirtschafts-Departement. Bern, 1911.—398, 401.

## V

- Vandervelde, É. Le collectivisme et l'évolution industrielle*. Paris Société nouvelle de librairie et d'édition, 1900. 285 p. (Bibliothèque socialiste. N 2-4).—29 32, 36.
- Verhandlungen der am 20. und 21. März 1893 in Berlin abgehaltenen Generalversammlung des Vereins für Sozialpolitik über die ländliche*

*Arbeiterfrage und über die Bodenbesitzverteilung und die Sicherung des Kleingrundbesitzes.* Leipzig, Duncker u. Humblot, 1893 S. 135-150. (Schriften des Vereins für Sozialpolitik. Bd. LVIII).—398.

*Vogeley-Alsfeld, K.* "Landwirtschaftliche Betriebsverhältnisse Rheinhessens mit besonderer Berücksichtigung des Weinbauers."—In: *Arbeiten der Deutschen Landwirtschafts-Gesellschaft*, Hft. 133. Betriebsverhältnisse der deutschen Landwirtschaft. Stück IV. Verfasser: G. Stenkhoff, R. Franz, K. Vogeley. Berlin, P. Parey, 1907, S. 1-117.—397.

## W

*Wagner, A.* *Grundlegung der politischen Ökonomie.* 3. Aufl. Teil I. Grundlagen der Volkswirtschaft. Halbband 1-2. Leipzig, C. F. Winter, 1892-1893. 2 BÜch. (Lehr- und Handbuch der politischen Ökonomie.)—101.

*Weber, M.*— see Grunenberg, A.

*Werner und Albert.* *Der Betrieb der deutschen Landwirtschaft am Schluß des XIX. Jahrhunderts.* Berlin, 1900. 96 S. (Arbeiten der Deutschen Landwirtschafts-Gesellschaft. Hft. 51).—398.

*West E.* *The Application of Capital to Land 1815.* London, Underwood, 1815. 54 pp. (A Reprint of Economic Tracts).—47.

*Württembergische Jahrbücher für Statistik und Landeskunde*, Stuttgart, 1911, Hft. 1, S. 94-190.—399.

*Wochenblatt des Landwirtschaftlichen Vereins in Bayern*, München, 1912, N 47 [und folgende].—401.

*Wolff.* *Les Engrais.* Paris, 1887.—348-49.

## Y

*Yearbook of the United States.* Department of Agriculture. 1899. Washington, 1900, pp. 307-334.—254.

## Z

*Zahn, F.* "Deutschlands wirtschaftliche Entwicklung unter besonderer Berücksichtigung der Volkszählung 1905 sowie der Berufs- und Betriebszählung 1907".—In: *Annalen des Deutschen Reichs für Gesetzgebung, Verwaltung und Volkswirtschaft*, München-Berlin, 1910, N 6, S. 401-441; N 7, S. 481-518; N 8, S. 561-598; 1911, N 3-4, S. 161-248.—324-25, 326-27, 340, 341, 353, 354, 355.

*Zeitschrift des Königlich Preußischen Statistischen Landesamts*, Berlin, 1913, 53. Jg., S. 67-108.—399.

## Б

- Булгаков, С. Н. *К вопросу о капиталистической эволюции земледелия.* — Начало, Спб., 1899, № 1—2, стр. 1—21; № 3, стр. 25—36, [в огд. науки и политики]. — 33, 35, 36, 47.  
 — *Капитализм и земледелие.* Т. 1—2, Спб., В. А. Тиахнов, 1900. 2 т.—29, 30, 31, 32, 33, 34, 35, 36, 37, 38, 39, 40, 47, 48, 70, 73-86, 87, 88-89, 98, 100, 101, 105, 157, 170, 174, 196, 205, 206, 207, 216, 222, 246, 259, 272.

## В

- В. В. — см. *Воронцов, В. В.*  
*Вестник русской революции*, Женева, 1901, № 1, июль, стр. 1—15.— 54, 59.  
 — 1902, № 2, стр. 39—87.—57, 60.  
*Вихляев, П. А. Крестьянское хозяйство* — см. Сборник статистических сведений по Гверской губернии.  
 — *Очерки из русской сельскохозяйственной действительности.* Спб. «Хозяин», 1901. IV, 173 стр., (*Книжки хозяина*, № 21). — 50.  
 [Воронцов, В. В.] «Наме крестьянское хозяйство и агрономия.» — *Отечественные записки*, Спб., 1882, № 8, стр. 143—169; № 9, стр. 1—15, в огд.: Современное обозрение. Подпись: В. В.— 41, 57, 62, 66.  
 — *Прогрессивные течения в крестьянском хозяйстве.* Спб., И. Н. Ско-роходов, 1892. VI, 261 стр. После загл. авт.: В. В.—275.

## Г

- [Гед и Лафарг]. *Чего хотят социал-демократы?* Пер. с франц. С прим. Г. Плеханова. Женева, тип. группы «Освобождение труда», 1888. 39 стр. (Qu'est-ce que la démocratie socialiste? Б-ка современного социализма. Вып. 7.)—66.  
*Герцц, Ф. О. Аграрные вопросы.* С предисл. Э. Бенштейна. Пер. А. Ильинского. Спб., «Знание», 1900. 323 стр.—96, 102.  
*Гиммер, Н.* «Из итогов последнего ценза С.-А. Соединенных Штатов». — *Заветы*, Спб., 1913, № 6, стр. 39—62.—408, 410, 471-72.

## Д

- [Даниельсон, Н. Ф.] *Очерки нашего пореформенного общественного хозяйства.* Спб., А. Бенке, 1893. XVI, 353 стр.; XVI л. табл. Перед загл. авт.: Николай — он. — 31, 34, 42, 65.

## Ж

- Жизнь*, Спб., 1901, № 3, стр. 162—186; № 4, стр. 63—100.—30, 32.

## З

- Заветы*, Спб., 1903, № 6, стр. 39—62.—408, 410, 471-72.  
*Заря*, Stuttgart, 1901, № 1, апрель, стр. V.—54.  
 —1901, № 2—3, 1 декабря, стр. 259—302.—40, 47, 48.

## И

- Искра*, [Мюнхен], 1901, № 3, апрель, стр. 1—2.—29, 30, 32, 37.

## К

- «К читателям». — *Заря*, Stuttgart, 1901, № 1, апрель, стр. V.—54.  
*Каблуков, Н. Об условиях развития крестьянского хозяйства в России.* (Очерки по эконимии сельского хозяйства). М., «Книжное дело», 1899. VIII, 309 стр.—34, 65.  
*Карышев, Н. Крестьянские вненадельные аренды.* Дерпт, Г. Лакман, 1892. XIX, 402 стр., XVI стр. прилож., 15 карт, 5 диагр.—65.  
 «Ко всему русскому крестьянству от Крестьянского союза партии социалистов-революционеров». Б. м., тип. партии социалистов-революционеров, 1902. 32 стр.—56, 58, 62, 63.  
 «Крестьянское движение». — *Революционная Россия*, [Женева], 1902, № 8, 25 июня, стр. 1—5.—54, 55, 56, 57, 58, 60.

## Л

- Ленин, Н.* — см. *Ленин, В. И.*  
 [Ленин, В. И.] *Аграрный вопрос.* Ч. 1. Спб., 1908, 264 стр. Перед загл. авт.: Вл. Ильин. — 346.  
 [Ленин, В. И.] «Аграрный вопрос и «критики Маркса»». — В кн.: [Ленин, В. И.] *Аграрный вопрос.* Ч. 1. Спб., 1908, стр. 164—263. Перед загл. авт.: Вл. Ильин. — 346.  
 — «Аграрный вопрос и «критики Маркса»». [Гл. V—IX.— *Образование*, Спб., 1906, № 2, стр. 175—226. Подпись: Н. [Ленин.— 42, 44, 45, 49.  
 — «Гл. «критики» в аграрном вопросе». — *Заря*, Stuttgart, 1901, № 2—3, декабрь, стр. 259—302. Подпись: Н. Ленин.— 40, 47, 48.  
 — «Рабочая партия и крестьянство». — *Искра*, [Мюнхен], 1901, № 3, апрель, стр. 1—2.—29, 30, 32, 37.  
 — *Развитие капитализма в России.* Процесс образования внутреннего рынка для крупной промышленности. Спб., М. И. Водовозова, 1899. IX, IV, 480 стр.; 2 л. диагр.; VIII стр. табл. Перед загл. авт.: Владимир Ильин.—45, 46, 47, 48, 51, 52, 55, 64, 65, 70, 109.

## М

- Мануилов, А. Аренда земли в Ирландии.* М., Л. Ф. Пантелеев, 1895. [1], 319 стр. —84.

- Маркс, К. и Энгельс, Ф. Манифест Коммунистической партии.* Декабрь 1847 г.—январь 1848 г.—41, 265.
- Манифест Коммунистической партии.* Пер. с нем. изд. 1872 г. С предисл. авторов. Женева. Вольная Русская тип., 1882. 50 стр. (Русская социально-революционная б-ка. Кн. третья).—30, 34, 51, 106.
- «Предисловие авторов к русскому изданию [Манифеста Коммунистической партии] 21 января 1882 г.» — В кн.: Маркс, К. и Энгельс с. *Манифест Коммунистической партии.* Пер. с нем. изд. 1872 г. Женева. Вольная Русская тип., 1882, стр. VI—VIII. (Русская социально-революционная б-ка. Кн. третья).—30, 34, 51, 106.
- «Пиркуляр против Криге. 11 мая 1846 г.»—41.
- Маркс, К. Капитал.* Критика политической экономии, т. III, ч. 1—2. 1894 г.—40, 244, 412.
- Мартынов, А. С. Рабочие и революция.* Изд. Союза русских социал-демократов. Женева, тип. Союза, 1902. 47 стр. (РСДПР).—56, 61.
- Маслов, П. К. аграрному вопросу.* (*Критика критиков*).— *Жизнь*, Спб., 1901, № 3, стр. 162—186; № 4, стр. 63—100.—30, 32.
- *Условия развития сельского хозяйства в России.* Опыт анализа сельскохозяйственных отношений. Ч. 1—2. Спб., М. И. Водовозова, 1903. VIII, 493 стр.—40, 42, 47, 48, 50, 51, 56, 62.
- «Мировой рост и кризис социализма.»— *Вестник Р5ской Революции*, Женева, 1902, № 2, стр. 39—87, в огд. 1. 57, 60.
- «Москва, 4 февраля». [Передовая].— *Русские ведомости*, М., 1903, № 35, 4 февраля, стр. 1.—64, 66.

## Н

- На славном посту (1860—1900).* Литературный сборник, посвященный Н. К. Михайловскому, Ч. II. [Спб.], Н. Н. Клобуков, [1900], стр. 1.—64.
- Народная Воля*, Спб., 1879, № 1, 1 октября, стр. 1.—64.
- Начало*, Спб., 1898, № 1—2, стр. 1—21; № 3, стр. 25—36.—34, 36, 47.
- «Наша программа.»—*Вестник Русской Революции*, Женева, 1901, № 1, июль, стр. 1—15.—54, 59.
- Николай — он — ст. Даниельсон, Н. Ф.*

## О

- Образование*, Спб., 1906, № 2, стр. 175—226.—42, 44, 45, 49.
- «От Крестьянского союза партии социалистов-революционеров ко всем работникам революционного социализма в России.» — *Революционная Россия*, [Женева], 1902, № 8, 25 июня, стр. 5—14.—54, 55, 56, 57, 58, 59, 60, 61, 63.
- «От редакции.»— *Народная Воля*, Спб., 1879, № 1, 1 октября, стр. 1.—64.
- Отечественные записки*, Спб., 1882, № 8, стр. 143—169, № 9, стр. 1—35.—41, 57, 62.

## П

- Пареус. Мировой рынок и сельскохозяйственный кризис.* (Der Weltmarkt und die Agrarkrisis.) Экономические очерки. Пер. с нем. Л. Я. Спб., О. Н. Попова, 1898. 143 стр. (Образовательная библиотека. Серия 2-ая (1898). № 2).—40, 44, 46, 48.
- Пуханов. Г. В.* «Всероссийское разорение.»— *Социал-Демократ*, Женева, 1892, кн. 4, стр. 65—101, в огд.: Современное обозрение.—64, 66, 67.
- *О задачах социалистов в борьбе с голодом в России.* (Письмо к молодым товарищам). Женева, тип. «Социал-Демократа», 1892 г. 89 стр. (Б-ка современного социализма. Вып. 10).—64, 66, 67.
- «Программные вопросы.»— *Революционная Россия*, [Женева], 1902, № 11, сентябрь, стр. 6—9; № 12, октябрь, стр. 5—7; № 13, ноябрь, стр. 4—6.—53, 54, 55, 56, 57, 59, 60, 62.
- «Программные вопросы.»— *Революционная Россия*, [Женева], 1902, № 14, декабрь, стр. 5—8; 1903, № 15, январь, стр. 5—8.—54, 56, 57, 59, 60, 61, 63.
- «Проект программы русских социал-демократов.»— В кн.: Гедн Лафарг. *Чего хотят социал-демократы?* Пер. с франц. С прим. Г. Плеханова. Женева, тип. группы «Освобождение труда», 1888, стр. 34—39. (Qu'est-ce que la démocratie socialiste? Б-ка современного социализма. Вып. 7.)—66.

## Р

- Революционная Россия*, [Женева], 1902, № 8, 25 июня, стр. 1—14.—53, 54, 55, 56, 57, 58, 60.
- 1902, № 11, сентябрь, стр. 6—9; № 12, октябрь, стр. 5—7; № 13, ноябрь, стр. 4—6.—53, 54, 55, 56, 57, 59, 60, 62.
- 1902, № 14, декабрь, стр. 5—8; 1903, № 15, январь, стр. 5—8.—54, 56, 57, 58, 60, 63.
- Рудин, А. К.* *крестьянскому вопросу.* Обзор текущей литературы. Отд. оттиск из № 3 *Вестника Русской революции*. Б. м. тип. партии социалистов-революционеров, 1903, 29 стр. (Партия социалистов-революционеров).—52, 53, 54, 55, 56, 57, 59, 60, 61, 62, 66.
- Русские Ведомости*, М., 1903, № 35, 4 февраля, стр. 1.—64, 66.
- Русское Богатство*, Спб., 1900, № 4, стр. 127—157; № 5, стр. 29—49; № 6, стр. 203—232; № 7, стр. 153—169; № 8, стр. 201—239; № 10, стр. 212—258.—30, 31, 32, 34, 36, 37, 48, 99, 105.
- 1900, № 11, стр. 232—248.—34.

## С

- Сборник статистических сведений по Тверской губернии.* Т. XIII. Вып. 2 Крестьянское хозяйство. Сост. П. А. Вихляев. Изд. Тверского губ. земства. Тверь, тип. Тверского губ. земства, 1897. X, 313 стр.—65.

- Скворцов, А. *Влияние парового транспорта на сельское хозяйство*. Исследование в области экономики земледелия. Варшава, М. Земкевич, 1890. VIII, VI, 703 стр.—74.
- Основание политической экономии*. Спб., О. Н. Попова, 1898. IX, 432 стр.—74.
- Социал-Демократ*, Женева, 1892, кн. 4, стр. 65—101.—64, 66, 67.
- Струве, П. Б. *Критические заметки к вопросу об экономическом развитии России*. Вып. 1. Спб., И. Н. Скороходов, 1894. X, 292 стр.—82.

## Ч

- Черное. В. «К вопросу о капиталистической и аграрной эволюции.»—*Русское Богатство*, Спб., 1900, № 11, стр. 232—248.—34.
- «Крестьянин и рабочий, как категории хозяйственного строя.» В кн.: *На славном посту (1860—1900)*. Литературный сборник, посвященный Н. К. Михайловскому, Ч. II. [Спб.], Н. Н. Клобуков, [1900], стр. 157—197.—34, 36, 96.
- Типы капиталистической и аграрной эволюции.*—*Русское Богатство*, Спб., 1900, № 4, стр. 127—157; № 5, стр. 29—48; № 6, стр. 203—232; № 7, стр. 153—169; № 8, стр. 201—239; № 10, стр. 212—258.—30, 31, 32, 34, 36, 37, 48, 99, 105.

## Ш

- [Шишко, Л. Э.] *Беседы о земле*. Изд. 2-ое, пересмотренное, партии социалистов-революционеров и Аграрно-социалистической лиги. Б. м., 1902, 16 стр. (Народно-революционная б-ка. № 4).—63.

## Э

- Энгельгардт, А. Н. *Из деревни*. 11 писем. 1872—1882. Спб., М. М. Стасюлевич, 1885. 563 стр.—56, 62.
- Энгельс, Ф. *Крестьянский вопрос во Франции и Германии*. 15—22 ноября 1894 г.—106.
- «Предисловие к *Крестьянской войне в Германии*». 1 июля 1874 г.—41.





## NAME INDEX

## A

- Albrecht*—398  
*Auhagen, Hubert*—31, 34, 39, 42, 49, 69, 70, 101, 104, 106, 126, 128, 129, 136, 251, 267, 268, 269, 271, 281

## B

- Backhaus, A.*—75, 108  
*Bang, Gustav*—225, 277, 280  
*Baudrillart, H.*—29, 30, 31, 35, 41, 49, 70, 97, 100, 258, 259  
*Benkendorf*—108  
*Bensing, August Franz*—88, 89, 108, 238, 249, 250, 270, 271  
*Bernstein, Eduard*—97, 98, 266  
*Blondel, G.*—31, 34  
*Böckelmann*—108  
*Böttger, H.*—29, 30, 32, 37, 41, 51, 57, 60, 64, 65  
*Brase-Linderode*—159, 160  
*Braun, Heinrich*—107  
*Brentano, Lujo*—32, 75  
*Brinkmann, Fr.*—398  
*Buchenberger, A.*—69, 70  
*Bulgakov, S. N.*—29, 30, 31, 32, 33, 34, 35, 36, 39, 40, 47, 48, 70, 73, 75, 76, 77, 78, 82, 84, 87, 88, 89, 98, 100, 101, 105, 157, 170, 174, 205, 206, 207, 216, 222, 246, 259, 272, 281

## C

- Chernov, V. M. (Vladimirov)*—30, 31, 32, 33, 34, 36, 47, 64, 65, 96, 99, 105

- Chernyshevsky, N. G.*—42  
*Chłapowo-Chłapowski, A.*—29, 32, 36, 41, 49, 178  
*Cohn, V.*—264  
*Conrad, Johannes*—266  
*Coulet, Elie*—260, 261

## D

- Danielson, N. F. (N.—on, Nikolai—on)*—31, 34, 42, 50, 65, 97, 105  
*David, Eduard*—31, 34, 41, 44, 48, 53, 60, 69, 70, 100-08, 111, 112, 114, 115, 191, 238, 240, 265, 266, 268, 269, 272, 273, 274, 276, 277, 278, 279, 281  
*Déherain, P.-P.*—264  
*Delbrück, Max*—109, 110  
*Deschanel, Paul*—262  
*Drechsler, Gustav*—281, 373, 374  
*Dühring, Eugen*—82  
*Dunckelberg, V. F.*—264

## E

- Engelhardt, A. N.*—56, 62  
*Engels, Friedrich*—29, 30, 31, 32, 33, 36, 40, 41, 45, 51, 57, 60, 64, 65, 66, 70, 77, 98, 102, 104, 106, 265

## F

- Fischer, Gustav*—238, 248, 270, 280  
*Foville, A.*—100  
*Fritsch, J.*—348-49

## G

*Garola, C.-V.*—348-49  
*Gofstetter, I. A.*—65  
*Grabmayer, Karl*—168, 169  
*Grandeau, L.*—263, 264  
*Grohmann, V. G.*—226  
*Guesde, Jules (Basile, Mathieu)*—  
 53, 60

## H

*Haggard, C. R.*—70  
*Hainisch, M.*—168  
*Hasbach, V.*—76, 77  
*Hecht, Moritz*—29, 30, 31, 34, 38,  
 39, 41, 42, 49, 70, 101, 104,  
 106, 111, 114, 115, 116, 119,  
 120, 122, 123, 276, 279, 399  
*Hegel, Georg Wilhelm Friedrich*—  
 276  
*Hellriegel, Hermann*—26  
*Herkner, H.*—251  
*Hertz, Friedrich Otto*—29, 31, 32,  
 33, 34, 35, 36, 40, 41, 47, 76,  
 84, 87, 96, 97, 98, 102, 104,  
 105, 106, 108, 109, 266  
*Herzen, A. I.*—49  
*Heuzè*—348, 349  
*Himmer, N. N. (Sukhanov, N.)*—  
 408, 410, 471, 472  
*Hohenlohe*—244  
*Hölder, A.*—169  
*Holms, G. K.*—254  
*Holtz, T. A.*—69, 70, 79, 80, 251  
*Hubach, C.*—70  
*Huschke, Leo*—70, 287, 289, 290,  
 291

## I

*Ilyin (Lenin)*—55, 64, 65, 66, 109

## J

*Jaurès, Jean*—53, 60  
*Jones, Richard*—47  
*Jordi, Ernst*—406

## K

*Kablukov, N. A.*—34, 65  
*Karyshev, N. A.*—65  
*Kautsky, Karl*—30, 31, 32, 34,  
 37, 40, 42, 44, 45, 46, 48, 53,  
 60, 64, 65, 70, 83, 96, 97, 98,  
 99, 100, 101, 102, 103, 104,  
 105, 112, 113, 115, 128, 248,  
 254, 266, 270, 276  
*Keup, E.*—398  
*Klawki, Karl*—29, 30, 31, 33, 34,  
 38, 39, 41, 42, 49, 69, 70,  
 138, 139, 140, 141, 142, 143,  
 144, 145, 149, 153, 155, 156  
 158, 159, 251  
*Kraft*—248, 348-49  
*Kühn*—240  
*Kutzleb, V.*—101

## L

*Lange, Friedrich-Albert*—82  
*Laur, E.*—399, 402  
*Levitsky*—57  
*Lecouteux*—70  
*Lemström*—110  
*Lenin*—64, 65, 300, 342, 346,  
 364, 370, 373, 435, 441, 446,  
 477, 479, 483  
*Lepeshinsky, P. N. (2a3b)*—32,  
 37  
*Lieb knecht, Wilhelm*—60  
*Losch, H.*—399

## M

*Mack, P.*—30, 31, 38, 109  
*Malthus, Thomas Robert*—82  
*Manuilov, A. A.*—84  
*Martiny, B.*—109  
*Martynov, A. S.*—57, 61  
*Marx, Karl*—30, 34, 40, 41, 45,  
 47, 50, 56, 60, 65, 66, 70, 74,  
 75, 76, 77, 81, 83 851 86. 89,

101, 108, 244, 265, 267, 268,  
270, 275, 278  
*Maslov, P. P.*—30, 32, 40, 42, 47,  
48, 50, 51, 56, 62  
*Maurice, F.*—29, 31, 35, 36, 99,  
173, 174, 176, 177  
*Miaskouski, A.*—240  
*Mill, John Stuart*—278  
*Mühlbrecht*—297  
*Mührer, R.*—398

## N

*N.—on, Nikolai—on*—see *Dani-  
elson, N. F.*  
*Nevzorov*—see *Steklov, Y. M.*  
*Nossig, A.*—40, 47, 263, 264

## O

*Oppenheimer*—108

## P

*Parvus (Gelfand, A. L.)*—40, 44,  
46, 48  
*Petersilie, A.*—399  
*Plekhanov, G. V.*—64, 66, 67  
*Pringsheim, Otto*—30, 31, 33,  
107, 254  
*P. S.*—97  
*Puttkamzner*—297

## Q

*Quante, H.*—397

## R

*Ricardo, David*—40, 47, 73, 75  
*Rimpau*—249

*Rocquigny, R.*—57, 63, 69, 70,  
262  
*Rouanet, Gustave*—260, 261, 263  
*Rudin, A. (Potapov, A. I.)*—52,  
53, 54, 55, 56, 57, 59, 60, 61,  
62, 66  
*Ryazanov, D. B.*—52

## S

*Schmelzle*—335, 397, 401  
*Schmoller, G.*—248  
*Schulz, Arthur*—399  
*Seignouret, E.*—186  
*Sering, M.*—239, 248, 266, 268,  
398  
*Seufferheld, A.*—109  
*Simon, Rodolphe*—261  
*Sinell*—109  
*Sismondi, Jean-Charles-Léonard  
Simond*—265  
*Skvortsov, A. I.*—74  
*Smith, Adam*—244  
*Souchon, A.*—29, 31, 35, 41, 49,  
70, 81, 99, 170, 220  
*Steklov, Y. M. (Nevzorov)*—64,  
65, 66, 67  
*Stoekhardt*—348-49  
*Struve, P. B.*—82  
*Stumpfe, Emil*—41, 42, 49, 70,  
101, 231, 233, 237, 239, 240  
241, 242, 243, 244, 245, 246,  
247, 251, 268, 275, 397, 399

## T

*2a3b*—see *Lepeshinsky, P. N.*  
*Thiel, Hugo*—126, 138, 160, 226  
231, 399  
*Tourdonnet*—258  
*Turgot, R. J.*—278  
*Turot, P.*—257

## V

*Vandervelde, E.*—29, 32, 36  
*Vikhlyaev, P. A.*—50, 65

*Vladimirov*—see *Chernov, V. M.*  
*Vogeley-Alsfeld, K.*—397  
*Vorontsov, V. P. (V. V.)*—42, 57,  
62, 66, 275  
*V. V.*—see *Vorontsov, V. P.*

*Weisengrün*—108  
*Werner*—398  
*West*—47  
*Wolff, J.*—348-49  
*Wollny*—264

## W

*Wagner, A.*—101  
*Wakefield, E. G.*—85  
*Weber, Max*—253

## Z

*Zahn, F.*—324-25, 327, 340, 341,  
352, 354, 355

В. И. ЛЕНИН  
СОЧИНЕНИЯ  
ТОМ 40

*На английском языке*





